

# TRANSACTIONS

OF THE

## ENTOMOLOGICAL SOCIETY

OF

LONDON.

---

Longicornia Malayana; or, a *Descriptive Catalogue of the Species of the three Longicorn Families Lamiidæ, Cerambycidæ and Prionidæ, collected by Mr. A. R. WALLACE in the Malay Archipelago.* By FRANCIS P. PASCOE, F.L.S., Pres. Ent. Soc.

THE large private collection of Longicornia formed by Mr. Wallace during his researches in the Malayan Archipelago having come into my possession, I have undertaken to describe all the species which it contains. Mr. W. Wilson Saunders, with his usual liberality, has offered to contribute towards the expense of the plates, and the Council of the Society has determined to publish the descriptions in a continuous form, so that the whole may be bound up eventually in one volume.

Until I have thoroughly gone through and described the whole of the collection I can only give an approximate estimate of its extent. There may probably be something less than a thousand species;\* upwards of eight hundred of these may be calculated on as being new to science. With so great a number to be dealt

\* I use the word "*species*" to embrace "all individuals having such a mutual resemblance between themselves as leads us to infer a common parentage." This definition certainly does not allow us to distinguish *absolutely* a variety from a species, but in the absence of positive certainty of the fact, I think it is always as well to treat as a species any marked departure from the ordinary form, until we have some proof of its specific identity.



with, it will be desirable to make some remarks on the classification, prefacing these, however, with a few words on the geographical distribution of the species and their relations to the same families belonging to the Indian and Australian faunas. Mr. Wallace himself will sum up the results and his views thereon at the conclusion of the work.

Our acquaintance with the *Longicornia* of the mainland of Asia is very imperfect. India, to judge from our collections, has generally a very meagre insect fauna; but the researches of the late M. Mouhot lead us to believe that a considerable proportion of Malayan Archipelago forms are to be found in Cambodia and Laos, but they probably do not extend in any numbers further north. The *Longicornia* of Australia are sufficiently well known to enable us to institute a comparison which, in its general results, can only lead us to one opinion, that is, the almost utter dissimilarity between them and those of New Guinea and, *à fortiori*, of the rest of the Archipelago.\* Throughout this work I shall take every opportunity of contrasting the two, and shall not therefore dwell further on the subject at present, except to show, in the following table of ten of the largest genera of the Wallacean collection, the difference between the Malayan and the congeneric species, whenever they occur, of the Australian *Longicornia*.

	Malayan.	Australian.	
<i>Sybra</i> . . . . .	23	....	1
<i>Astathes</i> . . . . .	26	....	0
<i>Callichroma</i> . . . . .	29	....	1 Taken only on one occasion.
<i>Monochamus</i> . . . . .	45	....	5 1 widely distributed, 1 doubt-
<i>Oberca</i> . . . . .	47	....	0 ful.
<i>Tmesisternus</i> . . . . .	52	....	0
<i>Ropica</i> . . . . .	54	....	2
<i>Praonetha</i> . . . . .	56	....	1
<i>Clytus</i> . . . . .	77	....	6 1 doubtful.
<i>Glenea</i> . . . . .	108	....	0

\* It is held that the western islands of the Malay Archipelago belong to the Indian region, and the eastern to the Australian. Mr. Wallace has asserted that this holds good in every branch of Zoology (Proc. Linn. Soc. 1860, Zool. iv. 172). "Borneo," he says, "is the counterpart of New Guinea," and "the Asiatic and Australian regions finding in Borneo and New Guinea respectively their highest development" (ibid. p. 174). On the whole I have not been struck by any special differences between the western and eastern portions of the Archipelago, so far as the *Longicornia* are concerned. *Tmesisternus*, the only exception I know, is apparently confined to the eastern portion, but the sub-family of which it is the type has representatives in Sumatra, Java, Singapore, &c., as well as in New Caledonia, the New Hebrides, New Zealand, Australia, the Fiji and other

It is probable that when the species of these genera come to be examined more carefully for description, a slight discrepancy may appear, but this may be more or less as regards numbers, and will not affect our conclusions. On the other hand, it is extremely probable that the number of Australian species belonging to the above genera will be increased.

It is unnecessary to go into the history of the classification of the Longicornia. Dr. Leconte, in the "Journal of the Academy of Natural Sciences of Philadelphia" (1849-51), was the first to put forward a really philosophical arrangement of them, but, unfortunately, his knowledge was almost entirely confined to the species found in North America. M. James Thomson, in his "Essai d'une Classification de la Famille de Cerambycides" (1860), has more fully carried out this system,\* and at present this is the only work which treats of the whole of the genera of the Longicorn families.

If we *must* consider the Coleoptera to be entitled to no higher than ordinal rank, it will tend to simplify the classification if we call the Longicornia a "sub-order." Following Leconte, we shall then have the three families of *Lamiidæ*, *Cerambycidæ* and *Prionidæ*. These I propose to divide into "sub-families." We then come to the genera and species. If, for the sake of convenience, other divisions are required, it seems to me that it will be enough to constitute "sections," which may be numbered, but, to avoid confusion, not named. †

Pacific Islands. With regard to the Coleoptera generally, my impression is that there is a fair admixture of forms from Singapore to New Guinea, without any remarkable division between them anywhere; but that between the Australian and Malayan regions (including New Guinea) the difference, on the contrary, is really something marvellous.

\* Some excellent remarks by Mr. Bates on M. Thomson's work will be found in the "Annals and Magazine of Natural History," ser. 3, viii. 41 *et seq.* Mr. Bates thinks the position of the "*Lepturitæ*" as a group subordinate to the *Cerambycidæ* is untenable, but then he considers that the *Disteniæ* should form a "distinct tribe," and also that the "*Pseudolepturitæ*" of Thomson "will require probably the institution of one or more distinct tribes."

† The complicated ramifications into tribes, groups, races, cohorts, legions, branches, divisions, series, sections, and these again into sub-tribes, sub-groups, &c. &c., to say nothing of the "stirps" and the "phalanx," whose plurals in English I cannot venture to determine, all more or less employed in systematic works, and their application varying with every author, or even in the works of the same author, are such as to make zoological classification an affair of the most involved and indefinite character. It is frequently very difficult to ascertain what are equivalent groups, when we pass from one order or one author to another; the family of one author, for example, becomes the tribe, or the stirps,

## LAMIIDÆ.

Dr. Leconte, taking various characters into account, considers that the Lamiidæ contain three series of forms; the first, "the typical Lamia series," attains its highest development in *Sternotoma*, *Ceroplesis*, *Omacantha*, and similar genera—to this he appends the "Saperdæ;" the second series is represented by the "Dorcadion form;" and the third by the "Acanthoderes or *Ædilis* form." But to these he was compelled to add a fourth series, "distinguished from all the others by the imperfection of the anterior acetabula." These four series were then divided into seventeen "groups." M. James Thomson ("Essai," &c.) adopts this arrangement almost entirely, but having far larger materials at his command, he has increased the number of divisions (using this word in a general sense) considerably. We still count seventeen "*groupes*," but the Dorcadion series containing no "*groupe*" is represented by two "*divisions*," a rank subordinate to the "*groupe*." Of the "*groupes*" ten stand alone; the remainder embrace eighteen "*divisions*," and four "*sous-groupes*." So that taking the "*divisions*" where there are no "*groupes*," and the "*groupes*" where there are no "*divisions*," and the "*sous-groupes*" where they occur without the "*divisions*," we have thirty-four subordinate forms, which we may consider take the place of the Lecontean "groups." There are also two "*sous-divisions*" in one of the "*groupes*:" these were probably intended to be "*divisions*;" if so, then we should have to add one more, which would bring the whole number of "*groupes*," and what are nearly equivalent to them, up to thirty-five.

Mr. Bates, in the work above quoted, is satisfied with dividing the Lamiidæ into six sub-tribes, remarking, however, that two of them might, perhaps, be further divided, and two

or the sub-family, or even the order of another. At one time the tribe precedes the family, generally it is subordinate to it; the same may be said of the stirps, the cohort, and the phalanx, &c. The confusion is sometimes increased by the application of names which are completely deceptive, such as *Cuculinæ* (a sub-family of cuckoos) to a group of b.c.s, or indefinite names which are used in almost every class, such as "*Aquatica*" and "*Longipedes*." The sub-genus is another element of confusion. It would be very difficult to say what is the difference in the value between this and the genus. It often appears to be a sort of compromise put forward only until the author can make up his mind as to its real value, and, perhaps, as more likely to escape criticism in its more humble rank; but it has this inconvenience, that it is tantamount to giving two names, the sub-genus being adopted in one case and the genus in the other, both being sometimes used indifferently by the same author: or the sub-genus is inserted parenthetically, and then we have what amounts to a trinomial nomenclature.

additional sub-tribes instituted. These are the "Hippopsitæ" from the "Oncideritæ," and the "Tapeinitæ" from the "Saperditæ." The two principal things that strike us in this arrangement are, first, that no provision has been made for the Dorcadion forms in any of these sub-tribes,—perhaps, because they do not occur in the Amazonian fauna,—and the second, the placing of the "*Composomitæ*" in the same sub-tribe with the "*Desmi-phoritæ*," a position wholly unaccountable from anything I can gather in the description. Mr. Bates has not, however, overstated the case when he says, that "it is a matter of great difficulty, perhaps impossibility, to find constant characters for the subordinate divisions;" and therefore it must not be expected that systematists will always agree in their disposition of particular forms in a group so confessedly difficult as the Longicornia.

This difficulty arises from the great diversity of forms, and the gradual modifications of even the most important organs in nearly connected species, so that if we were to insist strictly on definitions, we should add almost indefinitely to the genera, and many of these again would have to be raised to the rank of sub-families. It frequently happens that we can only judge of the value of a character when we are able to follow it up into allied forms: an apparently excellent generic diagnosis, drawn from a single isolated species, may break down altogether when there are half-a-dozen to be dealt with; and in the case of higher groups than genera, we shall often find beyond its typical members a *tendency* only to the character which more than any other affects that particular group, or in other words the character becomes modified, or is lost altogether. In each of the sub-families of the Longicornia, I have noticed that there is generally one preeminent character, and other characters, that elsewhere were of primary importance, then become of secondary, or, perhaps, only of specific value. The absence of humeral angles and, consequently, of wings in the Dorcadion group, for instance, being of this special importance, we find other characters so subordinate as almost to startle us at meeting the most opposite of them in apparently nearly allied species.

In the arrangement of my collection, I have come to the conclusion, that there are at least twenty-four types among the Lamiidæ which can be clearly demonstrated. It is true, that in no case, after we have referred the various genera to their respective types, can any of them be distinguished by any absolute, much less by any series of characters, but by an examination of

each of these, as given in the definitions below, the tendency to gravitate to its proper type will be generally manifest in the combination of two or more of the characters, and the absence of others, in each genus. It cannot be denied, however, that there are a number of forms, which, place them as we may, will always be more or less anomalous members of the group to which they may be referred. And it may be added, that there are many genera whose location will depend in a great degree on the importance which some particular character may be thought to possess, and this importance may be modified at any time by the discovery of intermediate forms, so that we may be led to detect an affinity between genera, where previously we had no suspicions of any. Systematists, perhaps, allow themselves to be too much influenced by aberrant forms, and too readily disposed to regard them as types of distinct groups.

It is not to be supposed that these sub-families naturally follow each other exactly in the order they are placed below, but it will be readily understood that it is impossible to arrange them satisfactorily in a linear series. Saperdinæ, for instance, might follow Niphoninæ, Dorcadioninæ Lamiinæ, &c., but then this would break in upon other affinities of, perhaps, more importance. Tapeininæ is placed at the end because it is the most anomalous of all the sub-families; at the same time the Tmesisterninæ, being the transition group to the Cerambycidæ, might equally well terminate the series of the Lamiidæ. It is not improbable that some of the sub-families may be further divided with advantage—*Anisocerus* and allied genera from Acrocininæ, for instance;—and it may be doubted if the Lamiinæ can be maintained in their present entirety, but we have none of the former and very few of the latter in this collection.

#### Sub-families of LAMIIDÆ.

[ACANTHODERINÆ. *Scapus* brevis, clavatus. *Caput* infra oculos dilatatum. *Coxæ* anticæ et intermediæ distantes. *Corpus* depressum. *Acetabula* antica sæpe integra. *Tarsi* antici maribus fimbriati, vel *protibiæ* elongatæ. *Elytra* trigona.]

[ACROCININÆ. *Scapus* aliquando elongatus, clavatus. *Oculi* sæpe frontales. *Acetabula* antica angulata. *Caput* infra oculos dilatatum. *Corpus* depressum. *Pedes* antici maribus sæpe elongati. *Elytra* oblonga.]

9 ACANTHOCININÆ. *Caput* anticæ breve, vel transversum. *Scapus* elongatus, haud clavatus. *Tarsi* postici elongati. *Femora* clavata. *Antennæ* graciles.

- [COLOBOTHEINÆ. *Acetabula* antica integra. *Scapus* elongatus, cylindricus. *Prothorax* inermis. *Tibiæ* intermediæ sæpissime emarginatæ. *Corpus* haud depressum. *Femora* clavata. *Elytra* apice spinoso-truncata.]
- EXOCENTRINÆ. *Coxæ* anticæ exsertæ, majusculæ. *Corpus* depressum, plerumque setosum. *Caput* antice transversum. *Tibiæ* intermediæ emarginatæ. *Antennæ* modice elongatæ vel breviusculæ, sæpe pilosæ. *Pedes* mediocres. *Elytra* basi aliquando cristata. *Prothorax* lateribus sæpissime spinosus. *Acetabula* antica integra vel angulata.
- NIPHONINÆ. *Tarsi* articulo ultimo elongato. *Scapus* brevis clavatus. *Prothorax* antice generaliter bidentatus. *Oculi* fere divisi. *Caput* antice breviter ovatum vel quadratum. *Corpus* haud depressum. *Coxæ* anticæ aliquando spinosæ. *Prosternum* elevatum. *Elytra* basi sæpe cristata. *Labrum* et *epistomum* elongata.
- MESOSINÆ. *Scapus* elongatus, cylindricus, apice productus et cicatricosus. *Prothorax* lateribus muticus. *Tarsi* breves, angusti, raro dilatati. *Pedes* modice elongati. *Tibiæ* intermediæ vel integræ vel emarginatæ. *Coxæ* anticæ semper inermes. *Caput* antice quadratum. *Antennæ* sæpe plus minusve pilosæ.
- APOMECYNINÆ. *Pedes* breves. \**Antennarum* articuli apicales sæpissime abbreviati, scapo generaliter tumidulo, rarius modice elongato. *Corpus* plerumque elongatum, sæpe fusiforme. *Prothorax* inermis, rarissime lateraliter spinosus.
- DORCADIONINÆ. *Elytra* humeris rotundata, vel obsoleta. *Alæ* defectæ. *Corpus* ovatum, glabrum, vel tuberculatum, vel pilosum, vel squamatum. *Scapus* clavatus, vel plus minusve elongatus.
- [COMPSOSOMINÆ. *Elytra* trigona, humeris apice refracta. *Scapus* pyriformis. *Caput* vertice elevatum, infra oculos haud dilatatum. *Coxæ* intermediæ approximatae. *Corpus* sæpe armatum. *Tibiæ* intermediæ aliquando emarginatæ.]
- HYPSELOMINÆ. *Antennæ* basi subcontiguæ. *Prothorax* lateraliter tuberculatus, raro muticus. *Elytra* sæpe trigona, basi cristata. *Caput* antice elongato-quadratum. *Femora* clavata vel simplicia. *Tibiæ* intermediæ emarginatæ.
- LAMIINÆ. *Caput* majusculum, vertice elevatum. *Pectus* antice brevissimum. *Femora* simplicia. *Pedes* robusti breviusculi. *Scapus* validus, apice rotundatus vel rarius cicatricosus. *Prothorax* lateraliter armatus. *Mesosternum* elevatum. *Mandibulæ* magnæ.



- MONOCHAMINÆ. *Caput* exsertum. *Pectus* antice plus minusve elongatum. *Antennæ* approximatae. *Scapus* elongatus, cylindricus, apice cicatricosus. *Prothorax* lateraliter armatus. *Pedes* elongati, *femoribus* simplicibus. *Mesosternum* declivum.
- GNOMINÆ. *Prothorax* elongatus, lateraliter inermis. *Pedes* longissimi, *tarsis* anticis maribus sæpe dilatatis, vel appendiculatis. *Antennæ* elongatae, *scapo* breviusculo. *Tibiæ* intermediæ emarginatae.
- ONOCEPHALINÆ. *Caput* vertice angustum, infra oculos elongatum. *Coxæ* anticæ et intermediæ approximatae. *Antennæ* sæpissime pilosæ. *Oculi* parvi. *Pedes* modice elongati. *Prothorax* inermis. *Elytra* cuneiformia. *Ungues* simplices, rarissime appendiculati.
- HIPPORSINÆ. *Caput* vertice productum, facie sæpe horizontale. *Pedes* brevissimi. *Coxæ* anticæ et intermediæ distantes. *Oculi* antennarum basi remoti, aliquando divisi, aliquando rotundati. *Corpus* lineare, vel elongatum. *Antennæ* contiguæ, setaceæ vel filiformes, raro infra pilosæ.
- [AGAPANTHINÆ. *Antennæ* duodecim-articulatae. *Abdomen* segmentis fere æqualibus. *Prothorax* inermis. *Corpus* elongatum. *Tibiæ* intermediæ haud emarginatae. *Ungues* simplices.]
- SAPERDINÆ. *Tibiæ* intermediæ haud emarginatae. *Prothorax* inermis. *Femora* haud clavata. *Prosternum* depressum. *Coxæ* anticæ et intermediæ distantes.
- ASTATHEINÆ. *Oculi* divisi. *Ungues* appendiculati vel bifidi, rarius simplices. *Abdomen* aliquando segmentis subæqualibus. *Prothorax* medio gibbosus, lateraliter tuberculatus. *Mesosternum* sæpe metasterno oclusum. *Coxæ* anticæ eductæ, subconicæ et contiguæ, vel inclusæ, globosæ et distantes.
- OBEREINÆ. *Ungues* appendiculati. *Abdomen* elongatum, segmentis æqualibus. *Pedes* perbreves. *Corpus* lineare. *Coxæ* anticæ eductæ.
- [PHYTÆCINÆ. *Ungues* appendiculati vel bifidi. *Abdomen* breviusculum, segmentis subæqualibus. *Pedes* mediocres. *Corpus* subcylindricum. *Coxæ* anticæ eductæ.]
- AMPHIONYCHINÆ. *Abdomen* breviusculum, segmentis inæqualibus. *Ungues* bifidi, rarius simplices. *Mandibulæ* apice bidentatæ, vel integræ. *Elytra* sæpe lateraliter deflexa, et aliquando carinata. *Coxæ* anticæ eductæ. *Antennæ* sæpe pilosæ.
- TMESISTERNINÆ. *Coxæ* anticæ lateraliter insertæ. *Caput* porrectum vel verticale. *Tibiæ* anticæ sulcatæ vel integræ.

*Prothorax* aliquando lateribus marginatus. *Palpi* acuti, rarissime truncati. *Coxæ* anticæ et intermediæ haud contiguæ. *Prosternum* sæpius pectore haud distinctum.

[TAPEININÆ. *Caput* in maribus transversum. *Antennis* oculis remote insertis. *Oculi* divisi, in feminis profunde emarginati. *Coxæ* anticæ valde remotæ. *Corpus* deplanatum.]

NOTE.—Those sub-families which do not occur in the Wallacean Collection are bracketed.

#### ACANTHOCININÆ.

The well-known *Acanthocinus ædilis* and *Leiopus nebulosus* afford good examples of the more usual forms of this sub-family, which finds its greatest development in the tropical regions of the new world. The *Acanthocininæ* are distinguished from both *Acanthoderinæ* and *Colobothrinæ* (neither of which have exponents in this collection) by the short, often transverse, face; from the former also by the slender tarsi and antennæ, the elongate scape, and less robust body; and from the latter by the body more or less depressed, the prothorax toothed or angulated at the side, as well as by the scape and tarsi, which do not, however, afford quite so marked a contrast as they do with the *Acanthoderinæ*. Besides these characters, the *Acanthocininæ* have generally long and setaceous antennæ, arising from two diverging tubers, which have an impressed line between them, and the second joint is almost invariably two or three times longer than broad, never transverse; the eyes are reniform, often occupying a considerable portion of the head; the mandibles are feeble, and, when closed, generally pretty well covered by the lip; the elytra are frequently truncate or spinous at the apex; the anterior acetabula are entire, or only slightly angulated; the anterior and intermediate coxæ are globose and approximate at the base, with the pro- and meso-sterna simple and declivous; the femora are clavate; the fore-legs are never elongate in the males, although the posterior are occasionally, and their tarsi are scarcely dilated and never fringed; the claw-joint varies in size, generally, however, small; the three intermediate segments of the abdomen are always the shortest; the colour is mostly ashy or greyish varied with brown, and there are often setose hairs scattered among the pubescence. Many of the females have lengthened ovipositors.

Fourteen genera are in the collection, most of them very distinct; none of them, so far as I am aware, occur either on the mainland of Asia or in Australia.



*Genera.*

- Basal joint of the posterior tarsi elongate and filiform.  
 Scape reaching to the base of the elytra . . . . . *Acanista*, n. g.  
 Scape not reaching to the base of the elytra.  
 Scape more or less cylindrical or fusiform.  
 Prothorax even.  
   Body depressed . . . . . *Drioepa*, Pasc.  
   Body not depressed . . . . . *Chydæopsis*, n.g.  
 Prothorax uneven.  
   Prothorax alike in both sexes, the sides  
     rounded . . . . . *Polimeta*, n. g.  
   Prothorax elongate in the male, the sides  
     angulated . . . . . *Ostedes*, Pasc.  
 Scape constricted beyond the middle, thickened  
   at the apex . . . . . *Eoporis*, n. g.  
 Basal joint of the posterior tarsi shorter and triangular.  
 Antennary tubers distant at the base.  
 Anterior tarsi dilated . . . . . *Pithonictus*, n.g.  
 Anterior tarsi not dilated.  
 Antennæ rarely twice as long as the body.  
   Basal joint of the posterior tarsi longer  
     than the two next together . . . . . *Opsioleus*, n. g.  
   Basal joint of the posterior tarsi shorter  
     than the two next together.  
   Disc even.  
     Prothorax oblong . . . . . *Mynonebra*, n. g.  
     Prothorax transverse . . . . . *Clodia*, n. g.  
   Disc tuberculate or uneven.  
     Prothorax subquadrate . . . . . *Olmotega*, n. g.  
     Prothorax transverse . . . . . *Phyxium*, n. g.  
 Antennæ three times as long as the body. *Acalolepta*, Pasc.  
 Antennary tubers approximate at the base. . . . . *Æschopalcea*, n.g.

## ACANISTA.

*Caput* antice quadratum, tuberculis antenniferis contiguis. *Antennæ* longissimæ, scapo elongato-pyriforme apicem versus constricto, articulo secundo brevissimo, cæteris elongatis, subæqualibus. *Prothorax* transversus, irregularis, utrinque acute angulato-spinosus. *Elytra* irregularia, spinulosa, subdepressa, fere parallela, apice truncato-emarginata, spinosa. *Pedes* subelongati, femoribus valde clavatis.

This genus seems to be somewhat intermediate between *Acan-*

*thocinus* and *Alphus*, distinguished from the former (*inter alia*) by the absence of the lengthened ovipositor in the female, and from the latter in the greater length of the scape: in habit it is very distinct.

*Acanista Alphoides.* (Pl. I. fig. 3.)

*A. leviter* grisescente-pubescent, albo-varia; antennis obscure annulatis.

*Hab.*—Mysol.

Thinly pubescent, dark greyish shading into white on each side of the prothorax and on the posterior half of the elytra, where also there is a pure white mark bent at an acute angle on each side towards the apex. Head narrower than the prothorax, slightly dilated below the eyes, the lip and epistome narrow; prothorax transverse, strongly spined at the sides, the anterior and posterior borders of equal breadth; scutellum rounded behind; elytra broader than the prothorax, depressed in the middle or somewhat concave, coarsely punctured, a line of small spines near the suture and several smaller ones at the shoulder, one also rather larger than the rest between the shoulder and scutellum, the apex truncate at the suture, then broadly emarginate externally, and ending in a long acute spine; body beneath with a pale greyish pubescence; legs obscurely annulated with greyish and white; antennæ about three and a half times as long as the body, the third and fourth joints with a very small spine at the apex.

Length 7 lines.

DRIOPEA.

*Driopea*, Pascoe, Trans. Ent. Soc. ser. 2, iv. 243.

*Caput* antice subquadratum, fronte convexo. *Antennæ* elongatæ, ciliatæ, scapo subcylindrico, articulo secundo brevi, cæteris subæqualibus. *Prothorax* lævis, subrotundatus, dente minuto laterali instructus, aliquando muticus. *Elytra* elongato-ovata, regularia, apice truncata vel emarginata. *Pedes* postici elongati, femoribus vix clavatis; tarsorum intermediorum et posticorum articulus basalis elongatus.

Of the more generally known genera of this sub-family, this genus is, perhaps, most nearly allied to *Leiopus*, but from which it is distinguished by its elongate posterior legs, truncate elytra, prothorax, and other characters. In coloration it resembles, like many more Indian genera, some of the species of *Clytus*.

*Driopea Clytina.*

Pascoe, l. c., p. 244; pl. xxv. fig. 2.

*D. cinereo-pubescens*, nigro-notata; prothorace utrinque dentato, cinereo; elytris subtrigonatis.

*Hab.*—Singapore.

Pubescence ashy, with patches of black; prothorax uniformly ashy; elytra with a black patch at the base extending more than half-way down the suture, the lower part expanding into a band directly across them, shoulder black, a triangular patch of the same colour on each side towards the apex. Head narrower than the prothorax, which is broader posteriorly, rounded at the sides, the tooth small but very decided; scutellum transverse, rounded behind; elytra broadest at the base, tapering very gradually to the apex, its outer angle spinous, the disc with several erect black setæ, the punctures hidden by the pubescence; body beneath, legs and antennæ with a fine greyish pile; antennæ about twice as long as the body.

Length  $3\frac{1}{2}$  lines.

*Driopea inermis.*

*D. cinereo-pubescens*, nigro-notata; prothorace mutico, disco nigro-biplagiato; elytris subangustatis.

*Hab.*—Dorey, Saylee, Waigiou, Morty, Batchian.

Pubescent, ashy with black patches; prothorax ashy, with two oblong patches on the disc; elytra with a semicircular patch at the base, an oblique patch on each side not meeting at the suture; directly below the middle a broad band, behind this and equidistant from the apex and close to the outer margin a smaller patch. Head scarcely narrower than the prothorax, which is very little broader behind and without a tooth at the side; scutellum not transverse, rounded behind; elytra oblong, rather narrow, with several rows of depressed black setæ, outer angle of the apex not spinous; body beneath, legs and antennæ dull fulvous, with obscure brownish patches and a thin greyish pubescence; antennæ about twice and a half as long as the body.

Length  $3\frac{1}{2}$  lines.

This species in some respects approaches *Chydæopsis*, but the more depressed body, style of coloration and form of the protibiae are more characteristic of *Driopea*. The amount of black varies; on the upper portion of the elytra the patches are sometimes more or less confluent.

## CHYDÆOPSIS.

*Caput* antice subquadratum, convexum. *Antennæ* elongatæ, vix ciliatæ, scapo subcylindrico, articulo 3<sup>o</sup> multo longiore, sequentibus attenuatis, fere æqualibus. *Prothorax* oblongus, regularis, lateribus vix rotundatis, muticis. *Elytra* angustata, gradatim attenuata, regularia, apice oblique truncata. *Pedes* intermedii et postici subelongati, *tibiæ* anticæ curvatæ; *tarsorum* intermediorum et posteriorum articulus basalis valde elongatus.

Differs from *Driopea* in its narrower prothorax, not toothed at the side, in its body rather compressed than depressed, and in its shorter and curved protibiæ.

*Chydæopsis fragilis.* (Pl. I. fig. 1.)

C. cinerascens-pubescentis, maculis elongatis fuscis; antennis pedibusque infuscatis.

*Hab.*—Sarawak.

Pubescence ashy grey, with two brown stripes on the disc of the prothorax, and a few oblong spots on the elytra, leaving, however, a band of ashy posteriorly, followed by another band of brown, the apex ashy. Eyes moderately large and prominent; head and prothorax nearly equal in breadth, the sides of the latter nearly parallel or only very slightly rounded; scutellum scutiform; elytra broadest at the base, much wider than the prothorax, with several lines of large coarse punctures; body beneath covered with a fine greyish pile; antennæ and legs brownish, distal half of the posterior and intermediate tibiæ ciliated; antennæ nearly three times as long as the body.

Length  $3\frac{1}{2}$  lines. "Taken on foliage."

## POLIMETA.

*Caput* antice quadratum, convexum. *Antennæ* corpore longiores, ciliatæ, scapo subbreve, subfusiforme, articulo 3<sup>o</sup> longiore, 4—6 subæqualibus, sequentibus gradatim decrescentibus. *Prothorax* in utroque sexu vix elongatus, regularis, lateribus rotundatis, muticis. *Elytra* angustata, basi fere regularia, apice oblique truncata. *Pedes* postici subelongati, femoribus haud clavatis, tarsis intermediis et posticis articulo basali elongato.

The type of this genus is nearly allied to *Ostedes*, to which I had formerly referred it. The form of the prothorax, however, is so different as to necessitate its separation as a distinct group.

*Polimeta spinosula.* (Pl. I. fig. 4.)

*Ostedes spinosula*, Pascoe, Journ. of Entom. i. 62.

*P. grisescens*, fusco-variegata; elytris basin versus spinosis, spina incurva.

*Hab.*—Batchian, Amboyna, Morty, Dorey.

Finely pubescent, greyish varied with brown, the two principal patches of this colour being on the sides of the elytra. Head somewhat wider than the anterior margin of the prothorax, the latter a little longer than wide, with two nearly obsolete tubercles in front, anteriorly and posteriorly transversely sulcated; scutellum rounded behind; elytra narrow, the basal half sparingly punctured, a prominent, strongly-recurved spine on each towards but at some distance from the base, a few minute spines also at the base and sides; legs dark brown, more or less of the femora and basal half of the tibiæ reddish; body beneath reddish-brown; antennæ more than half as long again as the body, reddish varied with brown.

Length 4 lines.

A specimen from Ceram, much larger than the others, has also a somewhat broader prothorax. It may possibly be distinct.

*Polimeta simplex.*

*P. grisescens*, fusco-variegata; elytris muticis.

*Hab.*—Batchian, Ceram, Gilolo, Morty, Bouru, Dorey, Saylee.

Closely resembles the last, but there is no spine on the elytra, which are also less attenuated towards the apex, the sides, in other words, being more parallel; the scutellum is slightly pointed, and the anterior border of the prothorax is less strongly sulcated.

Length  $3\frac{1}{2}$  lines.

OSTEDES.

*Ostedes*, Pascoe, Trans. Ent. Soc., ser. 2, v. 43.

*Caput* exsertum, antice transversum, tubercibus antenniferis basi contiguis. *Antennæ* corpore longiores, ciliatæ, scapo subfusiformi, articulo secundo breve, 3<sup>o</sup> 4<sup>o</sup>que æqualibus, cæteris gradatim deerescentibus. *Oculi* prominuli, supra subapproximati. *Prothorax* maribus elongatus, feminis multo brevior, irregularis, utrinque fortiter angulatus. *Elytra* angustata, basi cristata et latiora, apice oblique truncata. *Pedes* postici subelongati, femoribus subclavatis.

This genus has not a very obvious affinity with any of the *Acanthocininae* except the last, but the long basal joint of the

posterior and intermediate tarsi, and the nearly entire anterior acetabula, have determined me to refer it to this sub-family.

*Ostedes pauperata.*

Pascoe, l. c., p. 44; pl. ii. fig. 1.

*O. cana* vel grisea, fusco-notata vel maculata; antennis pedibusque annulatis.

*Hab.*—Sarawak, Macassar, Batchian, Morty, Bouru, Amboyna, Aru, Dorey.

Finely pubescent, with a few scattered setæ, especially between the eyes, pale ashy or greyish with patches of brown, sometimes with a few spots only. Head broader than the anterior border of the prothorax, slightly exserted; eyes rather large, prominent, sub-approximate on the vertex; prothorax of the male nearly twice as long as broad, with a very prominent angle rather beyond the middle, the disc with four spreading tubercles; scutellum rounded behind; elytra irregularly punctured, gradually diminishing from the shoulder to the apex, the base with a short mesial crest, tipped with a few setæ, the largest patches, when they occur, at the side behind the middle; body beneath brown, with a greyish pile; antennæ and legs ringed with greyish and brown, the former in both sexes about a third as long again as the body.

Length 6 lines.

The varieties of this species, as might be expected from its extended range, are numerous, but they are all too trifling for description, differing principally in the amount of coloration. Those from Morty are the darkest. The female has the prothorax scarcely longer than broad, and the angle is nearly in the middle.

## EOPORIS.

*Caput* antice transversum, apice emarginatum, tuberibus antenniferis basi approximatis. *Antennæ* elongatæ, subciliatæ, scapo apicem versus constricto, articulo secundo brevissimo, tertio longiore, cæteris gradatim decrescentibus. *Oculi* prominuli. *Prothorax* sub-oblongus, vix irregularis, lateribus inermis. *Elytra* angustata, regularia, basi latiora, apice oblique truncata. *Pedes* elongati, *femora* clavata, basi attenuata, tarsorum intermediorum et posticorum articulo basali longissimo, articulo ultimo parvo.

A very distinct genus, remarkable for the broadly emarginated border of that part of the face just above the epistome. The form of the scape is also peculiar.

*Eoporis elegans.* (Pl. I. fig. 6.)

*E. tenuiter pubescens*, cervina, brunneo-variegata; antennis, tibiis, tarsisque testaceis.

*Hab.*—Singapore, Sarawak, Batchian, Macassar, Ceram, Dorey.

Thinly pubescent, pale cervine, very distinctly varied with fulvous brown, forming at the base and middle of the elytra two somewhat reticulated bands. Head slightly broader than the prothorax, rather narrower below the eyes, emarginate at the apex, the epistome and lip very short; prothorax somewhat oblong, slightly rounded at the sides; elytra gradually tapering from the base to the apex, but the sides very slightly rounded; femora strongly clavate, fulvous brown, their bases, tibiæ, tarsi and antennæ testaceous, the latter about three times as long as the body.

Length 5 lines.

## PITHOMICTUS.

*Caput* antice rotundatum, linea impressa inter oculos obsoleta, tuberibus antenniferis approximatis. *Oculi* haud prominentes.

*Antennæ* corpore parum longiores, scapo elongato, cylindrico, articulo tertio scapo fere æquali, cæteris gradatim brevioribus.

*Prothorax* vix subtransversus, æquatus, lateribus rotundatus, spinosus. *Elytra* oblonga, apice truncata, extus spinosa.

*Pedes* mediocres, *femora* modice clavata, *tibiæ* subattenuatæ; *tarsi* antici dilatati. *Corpus* paulo convexum.

There is no genus that approximates to this in the present collection. The Brazilian *Probatius* has much the same general outline and habit, but differs in the femora, tibiæ, and particularly in the tarsi, and in the antennæ. The coloration is much in the style of some of the *Clyti*.

*Pithomictus decoratus.* (Pl. II. fig. 1.)

*P. prothorace* pube aureo-grisea vestito; elytris nigris, basi, apice, et lincis duabus, suturam versus conjunctis, ante medium, griseis.

*Hab.*—Morty.

Head covered with a coarse grey tomentum, the front convex and rounded, the cheeks showing behind the eyes, no impressed line between the antennæ, but the antennary tubers well marked; eyes dark brown; prothorax convex, closely covered with a greyish pile tinged with yellow, scarcely so long as broad, rounded at the sides, with a small but well-marked spine placed a little behind the middle; scutellum nearly quadrate, a little broader



anteriorly; elytra very slightly rounded at the sides, seriate-punctate, the punctures small and distant, the apex truncate, terminating externally in a spine, black; the base with an ashy, broadly triangular band or blotch, which, however, is rounded at the point; behind this, but before the middle, two also ashy lines, the upper oblique, the lower transverse, which meeting near the suture dip down and become continuous with the other side, the whole of the apical region yellowish-grey, the division of colours between these markings very distinct and decided; body beneath black; legs and antennæ black, with a slight ashy pile.

Length  $3\frac{1}{2}$  lines.

OPSIOLEUS.

*Caput* antice quadratum. *Oculi* supra subapproximati. *Antennæ* elongatæ, ciliatæ, scapo modice elongato, subfusiforme, articulis 3° 4°que longioribus, cæteris gradatim decreescentibus. *Prothorax* transversus, regularis; lateribus rotundatis, inermibus. *Elytra* oblonga, regularia, apice extus spinosa. *Femora* haud clavata, *tibiæ* elongatæ, *tarsi* breves.

Differs from *Ammiscus*, Bates, to which it is allied, in its more slender femora and shorter scape, &c. It is a very obscure looking insect.

*Opsiolus adversus.* (Pl. II. fig. 7.)

*O.* griseo-cinereus, pubescens, maculis fuscis dispersis; antennis pedibusque fulvis, pube cinerea vestitis.

*Hab.*—Malacca.

Covered with a coarse greyish adpressed pile, interspersed with a few stiff black hairs, and faintly spotted, except on the elytra where the spots are much darker, with brown. Head rather narrower than the prothorax, which is considerably contracted anteriorly; scutellum transverse, rounded behind; elytra broader than the prothorax, the sides rounded, the broadest part at about the middle, not very narrow at the apex; the disc with scattered, large, shallow punctures; body beneath, antennæ and legs pale fulvous, with a thin greyish pile; antennæ about two-thirds as long again as the body.

Length  $4\frac{1}{2}$  lines.

MYNONEBRA.

*Caput* exsertum, subangustatum. *Oculi* majusculi. *Antennæ* validæ, ciliatæ, vix subelongatæ, scapo breviter fusiforme,



articulo tertio elongato, sequentibus gradatim decrescentibus. *Prothorax* subquadratus, lateribus leviter rotundatis, pone medium spina brevi sed valida instructus. *Elytra* oblonga, apice vel rotundata vel truncata. *Femora* modice clavata; *tarsi* omnes articulis tribus basalibus simul triangularibus. *Corpus* pilosum.

From *Ægocidnus* this genus differs in its narrower head, stouter antennæ, and shortly fusiform scape; it is also a more robust form. *Clodia* has a sub-basal thoracic spine, and the head more deeply inserted in the thorax. The species, five in number, are very homogeneous; their colour varies from light to dark brown, and is modified by a greyish pubescence, mixed with short, scattered erect hairs; the elytra sprinkled or spotted with white or ashy, and in all the head, prothorax, and elytra are strongly punctured; on the latter the punctures are arranged in irregular lines. The apex of the elytra is either rounded or truncate, but in this respect there is a certain gradation between the species.

*Mynonebra diversa.* (Pl. I. fig. 7.)

*M.* capite prothoraceque infuscatis; elytris brunneis, fere obsolete cinereo-maculatis, singulis plaga alba postica, apice rotundatis.

*Hab.*—Waigiou.

Head and prothorax light smoky brown, deeply and strongly punctured; mandibles black; palpi testaceous; elytra reddish-brown, slightly nitid, the central portion with a few scarcely perceptible ashy spots, while posteriorly there is a large well-marked white patch on each, and behind these patches they are mottled with greyish, apex rounded; body beneath dark luteous, subnitid, legs and antennæ luteous, the latter half as long again as the body.

Length 4 lines.

*Mynonebra sparsuta.*

*M.* capite prothoraceque brunnescentibus; elytris fuscis, maculis albis dispersis, singulisque plagis duabus, una præmedia, altera postica, apice rotundatis.

*Hab.*—Waigiou.

Head and prothorax dull reddish-brown, strongly punctured; mandibles and palpi testaceous, the former brown at their tips; scutellum transversely quadrate; elytra dark brown, nitid, sprinkled with whitish spots, a large white patch at the side just before the middle, and another at some distance behind it, also at

the side; the apex rounded; body beneath covered with a close greyish pubescence; legs and antennæ luteous, the scape dark brown; antennæ a little longer than the body.

Length  $3\frac{1}{2}$  lines.

*Mynonebra villica.*

M. griseo-brunnea; elytris singulis plagis duabus dilutioribus fere obsoletis, apice rotundatis.

Hab.—Mysol.

Dull greyish-brown; head and prothorax strongly punctured; mandibles luteous, darker externally; palpi testaceous; scutellum transversely triangular; each elytron with two almost imperceptible spots, one lateral and præmedian, the other between the middle and apex, which is rounded; body beneath chestnut-brown, subnitid; legs greyish-brown; antennæ luteous, a little longer than the body.

Length  $4\frac{1}{2}$  lines.

*Mynonebra consputa.*

M. fusca; elytris maculis cinerascentibus obscure dispersis, apice fere truncatis.

Hab.—Batchian, Gilolo.

Dull brown; head and prothorax covered with a grey pubescence, the former moderately, the latter very coarsely punctured; mandibles pitchy; palpi testaceous; scutellum triangular; elytra obscurely mottled with ashy, principally a little before the middle and the posterior third, the apex shortly truncate, with the exterior angle very slightly produced; body beneath dark pitchy; legs and antennæ brownish luteous, the latter scarcely half as long again as the body.

Length 4— $4\frac{1}{2}$  lines.

*Mynonebra angulata.*

M. fusca; elytris maculis albis dispersis, singulisque plagis duabus albis, una præmedia, altera postica, apice truncatis, extus angulatis.

Hab.—Morty.

Dark brown; the head and prothorax strongly punctured and covered with a grey pubescence; mandibles pitchy; palpi testaceous; scutellum with the apex truncate, covered with a grey tomentum; elytra speckled with white, a large præmedian lateral patch, and the apical third more closely spotted, the anterior portion of the latter also forming a patch, the apex truncate

with its external angle strongly marked; body beneath black with a thin grey pubescence; legs and antennæ brownish-luteous, the latter longer than the body.

Length  $4\frac{1}{2}$  lines.

#### CLODIA.

*Caput* fronte quadrato. *Oculi* antice distantes, supra subapproximati. *Antennæ* graciles, ciliatæ, basi valde remotæ, scapo breviter fusiforme, articulo tertio elongato, cæteris gradatim brevioribus. *Prothorax* brevis, spina subbasali instructus. *Elytra* oblonga, apice integra. *Femora* modice clavata. *Tarsi* breves, articulis tribus basalibus simul subtriangularibus.

This genus is distinguished from *Mynonebra* principally by its short prothorax, the more basal position of the lateral spine of the prothorax, and its more slender antennæ, and from *Ægocidnus* by its shorter and thicker scape, as well as by its more robust proportions.

#### *Clodia sublineata.* (Pl. I. fig. 8.)

*C. luteo-brunnea*, parce cinereo-pubescentis; clytris lineis duabus subelevatis.

*Hab.*—Batchian.

Luteous brown, with a thin ashy pubescence; head narrower than the prothorax, but rather broad and a little convex in front, the eyes somewhat approximate above; prothorax slightly transverse, its surface regularly convex and strongly punctured, the spine short and triangular; scutellum transverse, rounded behind; elytra subseriate-punctate, gradually narrowing from the base, each with two very slightly raised longitudinal lines, the portion behind the middle somewhat raised towards the side, and sometimes abraded so as to show a patch of the derm; body beneath luteous, the last abdominal segment brown; legs and antennæ luteous, covered with a sparse pubescence, the latter about two-thirds longer than the body.

Length 4 lines.

#### OLMOTEGA.

*Caput* exsertum, fronte subquadrato. *Oculi* antice distantes. *Antennæ* setaceæ, ciliatæ, modice elongatæ, scapo subelongato, cylindrico; articulo tertio multo longiore, quarto brevior, cæteris gradatim decreescentibus. *Prothorax* subrotundatus, spina laterali minuta pone medium, disco

bituberculato. *Elytra* oblonga, interruptè carinata, apice truncata. *Femora* molice clavata. *Tarsi* postici et intermedii æquales, subelongati, articulis tribus ultimis simul triangularibus.

A very distinct genus, distinguished from the rest of its subfamily, in the present collection by the bituberculate disc of the prothorax, and by the rough and interrupted ridges of the elytra.

*Olmotega cinerascens.* (Pl. I. fig. 5.)

*O.* tenuiter cinerascens-pubescent; tibiis infra tarsisque nigris.

*Hab.*—Kaioa.

Covered with a thin ashy pubescence; head coarsely punctured in front, the vertex slightly rising behind; prothorax broader than the head, with a somewhat rounded outline, coarsely punctured, the two discal tubercles nearly in the middle, the lateral spine very small, but distinct; scutellum rounded behind; elytra irregularly seriate-punctate, three interrupted ridges on each, the inner raised into a tritubercular crest at the base, re-appearing behind the middle, the second commencing at the shoulder, terminating gradually at about the middle, the outer at the side, more produced towards the apex; body beneath dull ashy; legs ashy, the tips of the tibiæ and the tarsi black; antennæ about a third longer than the body, luteous, with a thin ashy pile, the distal joints darker at the tips.

Length 4 lines.

PHYXIUM.

*Caput* parvum, vertice elevatum, tuberibus antenniferis robustis.

*Oculi* majusculi, in vertice subapproximati. *Antennæ* setaceæ, vix ciliatæ; scapo subelongato; articulo tertio longiore, cæteris gradatim decrescentibus. *Prothorax* transversus, lateribus basin versus fortiter spinosus. *Elytra* lata, pone humeros constricta, lateribus angulata vel subito deflexa, basi carinata, apice rotundata. *Femora* brevina, fortiter clavata. *Tarsi* antichi articulis transversis, intermedii et postici (ultimo excepto) subæquales. *Prosternum* triangulare, postice subelevatum.

This is a remarkable genus, resembling the Brazilian *Onychocerus* in outline. In the irregular surface of the prothorax and elytra it approaches *Olmotega*, but is otherwise very distinct. There are three well-marked species; in these the pubescence is

somewhat scaly, and the punctures on the elytra are large, and have at the base a little compact circle of scales, which gives a ringed appearance to each puncture.

*Phyxium bufonium.* (Pl. II. fig. 3.)

*P.* griseo-album, punctis fuscis præsertim prothorace dispersum; prothoracis disco bituberculato; antennis annulatis.

*Hab.*—Batchian.

A pale honey-yellow derm, covered, especially on the elytra, with very small, white, not very closely set, scales. Head much narrower than the prothorax, even at the apex, the vertex considerably raised above the eyes; prothorax twice as broad as long, the disc between the tubercles with coarse, closely-set punctures, which are pitchy-brown internally, giving that part of the prothorax a much darker appearance than the sides, which are more densely pubescent; scutellum dark brown, very transverse, and contracted at the base; elytra very much broader than the prothorax, especially at the base, coarsely punctured in somewhat irregular lines, the basal ridge very short, dark brown, behind this two oblique slightly elevated stripes of the same colour, one in the middle, the other towards the apex, the side bent down at a right angle, forming, from the shoulder to near half the length of the elytra, a sharp well-defined ridge; posterior margin and apex fringed with longish, curved, white hairs; body beneath and legs covered with a greyish pile, the tibiæ also fringed with long hairs; antennæ half as long again as the body, very pale, the apex of the third joint, and of all the succeeding, dark brown, the last four or five becoming gradually entirely brown, except at the base.

Length 3 lines.

*Phyxium scorpioides.*

*P.* fuscum, elytris dilutioribus; prothorace utrinque griseo; antennis luteo-fuscis.

*Hab.*—Aru.

Dark brown, mixed with a little grey on the elytra; front of the head, and especially the sides of the prothorax, more strongly marked with the same colour. Head much narrower than the prothorax, the latter nearly twice as broad as long, the disc with two large but not very elevated tubercles, the sides considerably contracted at the base behind the spine, which is short and tooth-like; scutellum scutiform; elytra much broader than the prothorax,

sharply ridged at the base, with two or three slighter ridges on the same line, the side bent down but not angulated except at the shoulder, the margins towards the apex fringed with stiff hairs; body beneath brown, with scattered greyish hairs; legs with longish grey hairs; antennæ luteous brown, with greyish hairs.

Length  $3\frac{1}{2}$  lines.

*Phyxium ignarum.*

P. grisescente-fuscum; prothorace toto griseo-pubescente; antennis brunneis, articulorum apicem versus gradatim infuscatis.

Hab.—Mysol.

Much narrower in proportion than the last, dark reddish-brown with a very thin greyish pile. Head small, considerably narrower than the prothorax, which is nearly twice as broad as long, both closely, and the latter also coarsely punctured, with the greyish pile pretty equally distributed over the surface; elytra scarcely dilated posteriorly, as in the two preceding species, with very coarse punctures arranged in irregular rows, the ridge at the base very slightly elevated and extending to about the middle of the elytron, the side scarcely angulated, but the interval between the two rows of punctures at that part somewhat raised; body beneath pitchy-brown, with a scattered pile principally on the breast; legs reddish-brown, covered with a greyish pile; antennæ pale reddish-brown, the apex of the third joint and all the succeeding joints becoming more and more tinted with dark brown.

Length  $2\frac{1}{4}$  lines.

ACALOLEPTA.

*Acalolepta*, Pascoe, Trans. Ent. Soc., ser. 2, iv. 247.

*Caput* exsertum, antice quadratum. *Oculi* parvi, in vertice non visi. *Antennæ* nudæ, longissimæ, basi distantes; scapo brevi, subcylindrico; articulo tertio duplo longiore, sequentibus, ultimo excepto, gradatim decrescentibus, ultimo elongato. *Prothorax* quadratus, utrinque dentatus. *Elytra* subangusta, apice rotundata. *Femora* modice clavata; *tarsi* omnes æquales, articulis tribus basalibus simul subtriangularibus.

The only species of this genus has the aspect of a small *Monochamus*. The antennæ, however, distant at the base, the short scape and clavate femora, among other characters, separate it from that group. The equal or nearly equal length of all the tarsi, and the peculiar form of the eye, will, one or the other, distinguish it from the other genera of this sub-family. The anterior acetabula are angulated externally.



*Acalolepta pusio.*

Pascoe, l. c., pl. xxv. fig. 4.

A. parce pubescens, obscure brunnea; antennis pedibusque dilutioribus, illis articulis apice infuscatis.

Hab.—Sarawak.

Pale brown, with a sparse greyish pubescence, combining to give the surface a dull brownish tint. Prothorax scarcely broader than the head, rather closely punctured, the small tooth-like spine behind the middle; scutellum rounded behind; elytra coarsely punctured, the punctures in irregular rather distant lines; body beneath with a thin greyish pubescence; legs and antennæ paler, the latter three times as long as the body, the tips of the latter more or less darker, except the last, which is only dark at the base.

Length 3 lines.

*ÆSCHOPALÆA.*

*Caput* exsertum. *Oculi* lobo superiore obsoleto. *Antennæ* elongatæ, subciliatæ, basi approximatae; *scapo* brevi, subpyriforme; articulis tertio ad decimum subæqualibus, ultimo cæteris longiore. *Prothorax* oblongus, vel suboblongus, lateribus angulatus. *Elytra* subangusta, apice rotundata. *Femora* clavata, *tibiæ* anticæ curvatæ, *tarsi* subbreves, articulo primo secundo æquali.

In the habit, approximate or subapproximate antennæ, and the greater length of the terminal joint, this genus resembles *Monochamus*, Serv., but the clavate femora and short subpyriform scape exclude it from any connexion with that group. In the character of the terminal joint of the antennæ and in habit *Æschopalæa* agrees with *Acalolepta*. The eyes in both are remarkable; the upper lobe terminates behind the antennary tuber and not above it, so that when these organs are thrown back nothing of the eyes is seen on the vertex. The scape is pyriform, but owing to a greater contraction on the upper side it has a sort of oblique appearance. The head, including the eyes, is rather roundish in front, but a little pinched up below the tubers, and is about as broad as the prothorax; this latter organ is considerably narrower than the elytra in all except *Æ. laticollis*.

*Æschopalæa agraria.* (Pl. I. fig. 2.)

*Æ.* grisescente-brunnea, elytrorum apicem versus pallidior; prothorace magis longiore quam latiore; elytris ab humeris gradatim angustioribus.

Hab.—Ceram.

Reddish-brown, gradually becoming paler from the base to the

apex of the elytra, and covered with a delicate greyish pubescence, which scarcely obscures the colour of the derm as in the other species. Head about as broad as the prothorax, the latter about a fifth longer than broad, and remotely punctured, the angle at the side almost resembling a spine; scutellum transversely quadrangular; elytra gradually narrower from the base to the rounded apex, with somewhat coarse scattered punctures; body beneath and legs covered with a greyish pile; antennæ about two and a half times as long as the body, pale reddish-brown.

Length 4 lines.

*Æschopalæa tomentosa.*

Æ. fere tota grisea; prothorace vix longiore quam latiore; elytris lateribus parallelis.

Hab.—Singapore, Macassar.

Entirely covered with a rough greyish pubescence except over the numerous punctures; these are much larger and more closely placed than in the last; the prothorax is nearly equal in length and breadth if the angles be included, and the antennæ are perceptibly finer, especially towards the apex.

Length  $3\frac{1}{2}$  lines.

*Æschopalæa grisella.*

Æ. angustior, pallide grisea; prothorace vix longiore quam latiore; elytris lateribus fere parallelis.

Hab.—Aru.

Narrower than the last, but also covered with a greyish pubescence, paler and thinner, however, and somewhat ragged in its dispersion, with punctures smaller and more scattered; the tarsi more slender, and the antennæ scarcely twice as long as the body.

Length 3 lines.

*Æschopalæa laticollis.*

Æ. grisea; prothorace latiore, vel haud longiore quam latiore, elytrorum basi fere æquale.

Hab.—Mysol.

Stouter in all its parts than the three preceding, and covered with a coarse greyish pubescence, interrupted over the punctures, these are smaller than in *Æ. tomentosa*, but are equally crowded, and the prothorax, including the angles, is nearly as wide as are the elytra at the base, and is, perhaps, a trifle broader than it is long; antennæ rather more than twice as long as the body.

Length 3—4 lines.



## EXOCENTRINÆ.

This sub-family is very nearly allied to the last ; indeed, latterly, authors have not made any distinction between them. M. Mulsant, who, first proposed the sub-family or "*Branche*," as he termed it, under the name of "*Pogonochéraitæ*," only mentioned the three genera *Pogonocherus*, *Exocentrus* and *Stenidea*. M. Thomson places the first and last of these in his sixth "*Groupe Superditæ*," *Exocentrus* taking its place in the second "*Groupe Acanthocinitæ*," with two or three other genera which I refer to this sub-family. M. Thomson is probably right in the position he assigns to *Stenidea*, but I think *Pogonochærus* cannot be put far from *Exocentrus*, and as the latter is the most typical of the two it would be more appropriate to take its name for the sub-family.

The Exocentrinæ have the face convex or rounded, generally short and transverse ; the antennary tubers pretty far apart, so as only to leave the usual mesial line, with very little tendency to depression between them : the eyes are small or of moderate size, deeply and widely emarginate ; the mandibles rather feeble and without teeth, and the palpi are pointed. The antennæ are variable, but they are never so long as in many of the preceding sub-family ; very often the joints are short and thick, or even tumid, almost always with a fringe of stiffish hairs beneath, or the whole of those organs is more or less hairy. The prothorax is generally armed at the side with a short spine, which is often placed near the base ; in some genera this part shows a remarkable tendency to arching or curving upwards above the level of the elytra, and the disc is occasionally armed with two spines. The elytra are more or less oblong, with the apex entire, at least so far as the species of this collection are concerned. The legs are of moderate length, the femora always clavate, the intermediate tibiæ emarginate, and the tarsi never elongate ; the anterior coxæ are large and standing well out of their acetabula, and these latter are either entire or angulated. The species are all of small size, rather depressed and very often clothed with long erect hairs, which are sometimes stiff enough to be called "*setæ*." They are found in all parts of the the world, and are represented in Australia by the genera *Pentacosmia*, Newm., and *Ameipsis*, Pasc. (each of one species only), and *Exocentrus erineus*, Pasc. ; in New Zealand, by the *Lamia crista*, Fab. ; but there can be no doubt that these numbers will be considerably increased when the insects of those countries shall be better known. In the present collection we have twenty-two genera and and forty-nine species.

*Genera.*

Prothorax armed at the sides.

Antennæ with slender cylindrical joints.

Metasternum not more than half the length of the abdomen.

Body with scattered erect hairs (or setæ).

A single spine or tooth on each side of the prothorax.

Antennæ setigerous.....*Exocentrus*, Muls. ✓

Antennæ setigerous beneath only (ciliated).

Prothorax with a long recurved spine.....*Contoderus*, Thoms.

Prothorax with a short spine.

Tarsi linear.....*Encs*, n. g.

Tarsi triangular.....*Myromeus*, n. g.

More than one spine at the side of the prothorax.

Prothorax with three spines....*Ombrosaga*, n. g.

Prothorax with an irregular toothed line.....*Xænapta*, n. g. ✓

Body simply pubescent.

Antennæ nearly twice as long as the body.

Both the third and fourth joints twice as long as the scape.....*Miænia*, n. g. ✓

The third or fourth joint scarcely longer than the scape.....*Ægocidnus*, n. g. ✓

Antennæ a little longer than the body *Sciades*, n. g.

Metasternum more than half the length of the abdomen.....*Ipochira*, n. g.

Antennæ with thickened joints.

Palpi pointed.

Disc of the prothorax unarmed.

Prothorax transversely sulcated.

Posterior tibiæ deeply emarginate.. *Phlyarus*, Pasc.

Posterior tibiæ entire.....*Athylia*, n. g.

Prothorax not sulcated.....*Camptomyne*, n. g. ✓

Disc of the prothorax armed with two spines.....*Gyaritus*, Pasc.

Palpi securiform.....*Axinyllium*, n. g.

Prothorax unarmed at the sides.

Scape of normal length; eyes emarginate.

Antennæ slender, setaceous.

Scape slender, cylindrical.....*Emeopedus*, n. g.

Scape short, thick.....*Nesomomus*, n. g.

Prothorax unarmed at the sides—*continued.*

Antennæ thickened, more or less linear.

Antennæ fusiform (intermediate joints enlarged) ..... *Ebæides*, n. g.

Antennæ not fusiform.

Prothorax contracted at the base .. *Egesina*, n. g.

Prothorax of nearly equal breadth throughout.

Scape subcylindrical ..... *Enispia*, n. g. ✓

Scape elongato-pyriform..... *Dyemus*, n. g.

Scape very long; eyes divided ..... *Oloessa*, n. g.

#### EXOCENTRUS.

*Exocentrus*, Mulsant, Coléopt. de France, Longic. p. 152.

*Caput* antice transversum. *Oculi* mediocres vel majusculi, vertice vel distantes vel subapproximati. *Antennæ* validæ, setosæ, corpore vix longiores, articulis tertio quartoque plus minusve æqualibus et scapo brevioribus, sequentibus gradatim decrescentibus. *Prothorax* transversus, vel latitudine longitudine equalis, spina laterali sæpissime post medium sita, margine postico antice angustiore. *Elytra* oblonga vel subovata, apice rotundata. *Femora* subclavata. *Tarsi* postici modice elongati. *Corpus* setosum.

The differences between the two common European forms of this genus (*E. balteatus* and *E. adpersus*) render it difficult to draw up a very decided diagnosis of it, yet at the same time no one doubts that they are congeneric. The species described below, except *E. mærens*, in the form of the prothorax are most allied to *E. adpersus*. I have formed a section apart of *E. mærens*, as the small prothorax, not broader than the head, although transverse as in the others, appears to indicate something beyond a specific difference, but, on the other hand, the prothorax of *E. balteatus* seems pretty nearly intermediate.

Section 1.—Prothorax much broader than long; the spine bent back nearly in a line with the body:—*E. hispidulus*, Pasc.; *E. centenes*, n. s.; *E. lachrymosus*, n. s.; *E. echimys*, n. s.

Section 2.—Prothorax scarcely broader than long; the spine smaller, directed obliquely backwards:—*E. mærens*, n. s.

Section 1.

*Exocentrus hispidulus.*

Pascoe, Trans. Ent. Soc., ser. 2, v. 37.

*E. fuscus*, fulvo-varius; elytris albo-subtessellatis; antennarum articulis fuscis, tertio, quarto et quinto basi testaceis.

*Hab.*—Aru, Dorey, Saylee, Mysol, Macassar, Menado.

Dark brown, nearly black, varied with pale fulvous and white; head with a thin greyish pile; eyes rather large, black; prothorax with a broad fulvous stripe or patch on each side, and often a narrower stripe in the centre; scutellum transverse, fulvous; elytra irregularly seriate-punctate, obscurely tessellated with white, large patches of fulvous at the base, middle and sides; body beneath and legs pitchy, with a thin greyish pile; antennæ dark brown, the third, fourth, and fifth joints testaceous at the base.

Length 3 lines.

*Exocentrus centenes.*

*E. castaneus*; prothorace obscure fulvescente; elytris basi fulvo-tessellatis, apicem versus fulvis, plagam castaneam includentibus; antennis testaceis.

*Hab.*—Batchian, Flores.

Chesnut-brown, varied with fulvous; head with a thin greyish pile; eyes rather large, brown; prothorax obscurely clouded with fulvous; scutellum subtransverse; elytra with irregular and distant rows of small, approximate punctures, the basal half tessellated with fulvous, the remainder also fulvous, including, however, a large somewhat oblique chesnut patch on each elytron, and near the apex a smaller and less distinct longitudinal patch; body beneath and legs reddish pitchy, thinly pubescent; antennæ nearly entirely dull testaceous.

Length  $2\frac{3}{4}$  lines.

*Exocentrus lachrymosus.*

*E. niger*; elytris oblongo-alboguttatis; antennis infuscatis.

*Hab.*—Sarawak.

Brownish-black; head with a few scattered hairs in front; eyes black; prothorax with a very thin pubescence, principally at the sides; elytra with irregular crowded lines of small punctures, and marked with numerous oblong white spots; body beneath chocolate-brown, with a greyish pile; legs nearly black; antennæ brownish-black.

Length  $2\frac{3}{4}$  lines.

*Exocentrus echimys.*

*E. tenuissime pubescens, fuscus, subnitidus; elytris obsolete fulvo-triplagiatis.*

*Hab.*—Morty.

Dark brown, subnitid, covered with a very fine and thin pubescence; head brown, with a few scattered hairs only in front; eyes black; prothorax very short, paler at the apex and at the base of the spine on each side; scutellum broadly triangular; on each elytron three large, but scarcely visible, patches of yellowish, one at the shoulder, the second at the side and rather behind the middle, the third nearly at the apex; body beneath brown, with a few greyish hairs; legs and antennæ brownish testaceous, obscurely marked with darker brown.

Length  $2\frac{1}{2}$  lines.

## Section 2.

*Exocentrus mærens.*

*E. fuscus; elytris guttis albis oblongis ornatis, in medio et apicem versus utrinque interruptis.*

*Hab.*—Singapore.

Dark brown, pubescence very thin; head nearly black, the epistome and lip testaceous, mandibles black; eyes rather large, black; prothorax small, not broader than the head, and rather short, dark brown, the spine very slender, oblique, and placed near the base; scutellum small, triangular; elytra coarsely seriate-punctate, with linear spots of thickly set white hairs over the surface, but less at the base and absent from the middle, leaving an irregular transverse band, and towards the apex a blotch of the same character, but interrupted at the suture by the continuation of the white lines; body beneath testaceous brown, the abdomen darker; legs dark brown, the tarsi and especially the claw-joint paler; antennæ brown.

Length  $1\frac{3}{4}$  lines.

## SCIADES.

*Caput* prothorace angustius, antice subtransversum. *Oculi* majusculi, vertice subapproximati. *Antennæ* corpore longiores, subattenuatæ; scapo modice elongato; articulo tertio longiore, quarto tertio æquali, cæteris gradatim decrescentibus. *Prothorax* subtransversus, æquatus, basi vix constrictus, spina laterali post medium sita. *Elytra* oblonga. *Femora* clavata; *tarsi* postici modice elongati. *Corpus* haud setosum.

It is with some hesitation that I propose to separate the species

described below from *Exocentrus*, which, having a wide geographical range, may be expected to present a considerable amount of variation. However, the narrower head, the more slender antennæ, with the greater length of the third and fourth joints when compared with the scape, the absence of setæ, and a difference of coloration, would seem, taken together, sufficiently distinctive characters, were it not that there are indications that the most important of them, *i.e.* those of the antennæ, may prove to be too variable for generic use. Thus in *S. melanotis*, for instance, the fourth joint is considerably shorter than the third, while it is longer in *S. mutatus*, and about equal in *S. suffusus*. This shading away of characters is, unfortunately for the systematist, more the rule than the exception in the Longicorn families.

*Sciades suffusus.*

*Leiopus suffusus*, Pascoe, Trans. Ent. Soc., ser. 2, v. 37.

S. purpureo-fuscus, pube cinerea varius; scutello triangulari; antennarum articulis tertio quartoque æqualibus.

*Hab.*—Aru.

Dark purplish-brown; head and prothorax covered with an ashy pubescence, the spine small and placed rather behind the middle; scutellum equilaterally triangular; elytra varied with blotches of greyish-ashy pubescence; body beneath greyish; antennæ and legs reddish-brown.

Length 2 lines.

*Sciades mutatus.*

S. purpureo-fuscus, pube cinerea varius; scutello breviter ovato; antennarum articulis tertio quartoque æqualibus.

*Hab.*—Aru.

Closely resembles the last, but broader, the thoracic spine placed much nearer the base, and the scutellum shortly ovate.

Length 2 lines.

*Sciades melanotis.* (Pl. II. fig. 2.)

S. purpureo-fuscus, pube grisea varius; antennarum articulo tertio quarto longiore, scapo purpureo-fusco.

*Hab.*—Aru.

Broader than the preceding, dull purplish-brown; head with a sparse greyish pile; eyes subapproximate on the vertex; prothorax varied with patches (abrasions?) of a greyish pile, rather convex, rounded at the side, the spine short and behind the middle; scutellum subtransverse, rounded behind, except at the apex, which is slightly pointed; elytra with large patches of greyish



pile, except at the base and a portion behind the middle, forming a broad slightly oblique band pointing backwards at the suture; body beneath dull luteous; legs and scape dark purplish-brown, rest of the antennæ brownish, with the base of most of the joints pale greyish.

Length 3 lines.

CONTODERUS.

*Contoderus*, Thoms. Syst. Cerambycidae, \* p. 111.

Characteres ut in *Exocentro*, sed *antennis* attenuatis, elongatis, articulo tertio quarto brevioribus, spina prothoracis in medio sita, longe tenuata et recurva.

The long and slender antennæ shut this genus out from the genuine *Exocentri*, with which I had formerly arranged it. It may be remarked that the femora are more clavate, and the slender basal portion so lengthened that it is seen from above. The single species upon which the genus is founded is remarkable for the long hooked spine of the thorax, which is also slightly bifid at the point of its greatest convexity.

*Contoderus hamaticollis.* (Pl. II. fig. 9.)

*Exocentrus hamaticollis*, Pascoe, Trans. Ent. Soc., ser. 2, v. 37.

*Contoderus acanthocinodes*, Thoms. l. c. p. 112.

G. fuscus; elytris castaneis, basi rufis, macula triloba scutellari, maculisque albis post medium ornatis.

*Hab.*—Aru.

Dark brown; head finely punctured, eyes rather large, black; prothorax minutely punctured, the base pale ferruginous, spine nearly median, long and recurved, slightly bifid at its convex portion; scutellum subtransverse; elytra dark brown, with a large irregular blotch of yellowish red at the shoulder, extending towards the suture, and forming behind the scutellum a dark trilobed patch; behind the middle a series of oblique white spots, forming two irregular and interrupted lines, towards the apex two or three more spots; antennæ reddish-brown, darker towards the apex, the scape and base of the posterior femora ferruginous.

Length  $2\frac{1}{4}$  lines.

ENES.

*Caput* parvum. *Oculi* majusculi. *Antennæ* attenuatæ, vix elongatæ, ciliatæ; scapo modice elongato, subcylindrico, articulo tertio quarto brevioribus, cæteris gradatim brevioribus. *Prothorax* subquadratus, lateribus parum rotundatis, spina

\* This work only reached me whilst this sheet was passing through the press.

minuta pone medium. *Elytra* oblonga, integra. *Femora* clavata; *tibiæ* et *tarsi* subelongati, articulo ultimo subbreve. *Corpus* setosum.

The seven species here brought together form a very natural group, allied to *Ægocidnus* (*post*, p. 40), which, however, is a narrower form, without setæ, and with more clavate femora. They are all below the average size, one only attaining to the length of two lines and three quarters; the punctures on the head and thorax are minute and very closely placed, those on the elytra are coarser and have to a certain extent a linear arrangement.

*Enes intinctus.* (Pl. II. fig. 5.)

*E. rufo-fuscus*, pube subargentea tectus; prothorace subtransverso, linea longitudinali grisea; antennis luteis, scapo rufo-brunneo.

*Hab.*—Dorey.

Dark reddish-brown, with a silvery-greyish pubescence, especially on the elytra; head finely punctured; eyes large, black; prothorax slightly transverse, finely punctured, except at the base and apex, and clothed with short scattered curved hairs, the spine short, rather behind the middle; scutellum small, apex truncate; elytra irregularly punctured at the base and middle, an oblique brownish triangular patch on each posteriorly, the apices of these triangles pointing upwards and outwards, and their bases meeting at the suture, so that the two form a V-shaped mark; body beneath and legs yellowish-brown; antennæ luteous, the scape and tips of the joints reddish-brown.

Length  $2\frac{3}{4}$  lines.

*Enes juvenicus.*

*E. lutescens*; prothoracis spina recurva; elytris utrinque brunneo-plagiatis; oculis nigris.

*Hab.*—Ceram.

Pale luteous; head and prothorax with a very light greyish pile, the latter with a narrow central line, on each side of which the derm is nearly bare, thoracic spine recurved; elytra mottled with greyish, a large reddish-brown patch in the middle at the side, and a few blackish setæ scattered on the disc; body beneath pale luteous; legs and antennæ almost testaceous, the latter nearly two-thirds as long again as the body.

Length 2 lines.



*Enes obliquus.*

*E. brunneo-luteus*; elytris griseo-variis, singulo ante medium vitta obliqua luteo-brunnea fere usque ad apicem posita.

*Hab.*—Ceram.

Pubescence very fine and somewhat silky, pale brown, varied with grey; eyes rather large, black; prothorax with a central greyish stripe, a similar stripe also on each side; scutellum squarish; elytra seriate-punctate, the punctures rather coarse, blotches of grey more or less contiguous on the elytra, except a broad oblique stripe beginning on each side just below the middle, extending to near the apex and there meeting at the suture; body beneath dull luteous; legs luteous, clouded with brown; antennæ testaceous, the distal half of the joints brown.

Length 2 lines.

*Enes familiaris.*

*E. brunneo-luteus*; prothorace vix transverso, pone medium spina parva obliqua; elytris singulis pone medium brunneo-plagiatis.

*Hab.*—Ternate.

Brownish-luteous, with a greyish pubescence, the setæ rather long; eyes and mandibles black; prothorax scarcely as long as broad, coarsely pubescent, but leaving on each side the median line posteriorly a more thinly covered space, spine very small, placed between the middle and base, and directed obliquely backwards; elytra rather closely covered with a grey pile, and having a large somewhat oblique reddish-brown patch near or very near the middle; body beneath luteous shining, a large deep fovea at the extremity of the last abdominal segment; legs and antennæ pale luteous.

Length 2 lines.

*Enes pulicaris.*

*E. rufo-brunneus*; capite prothoraceque subtilissime punctatis, haud pubescentibus, hoc spina elongata post medium instructo; elytris pube griseo-variis, medio subfasciatis; antennis luteis.

*Hab.*—Flores.

Reddish-brown; head and prothorax without any pubescence, both finely and closely punctured, the spine placed considerably behind the middle, long, slender and directed obliquely backwards; scutellum triangular; elytra rather thinly clothed with a greyish pile, which is nearly absent at the base, and about or

behind the middle, each having the appearance of a band; body beneath pale ferruginous; legs reddish-brown, the tarsi darker; antennæ luteous.

Length  $1\frac{3}{4}$  lines.

*Enes porcellus.*

*E. rufo-brunneus*; prothorace angustiore, spina submedia; elytris utrinque brunneo-plagiatis.

*Hab.*—Timor.

Closely resembles the last, but the prothorax is narrower, less convex, with the spine placed nearly in the middle, the elytra have the patch confined to the side, not confluent at the suture so as to form a kind of band as in *E. pulicaris*, and there is only a small patch about the scutellum, which does not extend to the shoulders.

Length  $1\frac{1}{2}$  lines.

*Enes irritans.*

*E. angustior*, luteo-brunneus; prothorace subangusto, spina laterali submedia, elongata, retrorsa; elytris sparse griseo-pubescentibus.

*Hab.*—Ceram.

Rather narrow, luteous brown; head nearly chesnut-brown, scarcely pubescent; eyes rather large, black; prothorax a little longer than broad, finely and closely punctured, dark luteous brown, the base and apex paler, the spine rather behind the middle, long and pointed obliquely backwards; scutellum subtriangular, the apex rounded; elytra oblong, finely punctured, luteous brown, indefinitely clouded with a thin greyish pile; body beneath chesnut-brown; legs and antennæ luteous, the latter slender, very slightly fimbriated, and about a third longer than the body.

Length 2 lines.

IPOCHIRA.

*Caput* exsertum. *Oculi* antice distantes. *Antennæ* vix elongatæ, ciliatæ; *scapo* subcylindrico; articulo quarto tertio longiore, sequentibus gradatim decrescentibus. *Prothorax* ovatus, lateribus spina submedia instructus. *Elytra* subtrigonata, apice rotundata. *Femora* valde clavata, tarsi antichi maribus dilatati, articulo basali sequentem superante. *Metasternum* elongatum. *Corpus* sublatum, setosum.

The dilated anterior tarsi of the males, the lengthened meta-

sternum, and the more than usually broad outline, are the principal characters of this genus. In consequence of the elongation of the metasternum, the posterior legs are so far removed from the intermediate that the femora, although comparatively short, extend nearly to the extremity of the elytra, especially in the males. The anterior acetabula are slightly angulated externally.

*Ipochira perlata.* (Pl. II. fig. 4.)

I. obscure fusca, cinereo-varia, guttis albis dispersa; antennis annulatis.

*Hab.*—Gilolo, Batchian, Morty, Ceram.

Dark brown, with numerous setose hairs, and closely covered with a pile of dull brown, varied with a little ashy and a few white spots. Head mostly ashy grey, eyes small; mandibles black; palpi luteous; prothorax much broader than the head, ovate-oblong, the sides strongly rounded, and furnished behind the middle with a short slender spine, posterior to which is a large white patch, the disc also with a few obscure ashy spots; scutellum subscutiform, rounded behind; elytra broadest at the base, where it considerably exceeds the prothorax, gradually diminishing towards the apex, the sides slightly rounded, the disk speckled with ashy and spotted with white, the largest spot at the side before the middle, two in a line towards the apex and nearer the suture, and one outside the anterior of the two; body beneath ashy, the abdomen and legs dark brown, thinly pubescent, the posterior tibiæ whitish, the extremity and tarsi black; antennæ scarcely half as long again as the body, dull ashy, the apices of the intermediate joints passing into brown, the scape slightly tinged with rufous.

Length 4—5 lines.

There is some variation in size and in form and number of spots in my specimens, but nothing sufficiently decisive to warrant their separation.

MYROMEUS.

*Caput* parvum, fronte convexo. *Oculi* mediocres. *Antennæ* modice elongatæ; scapo cylindrico; articulo tertio quarto brevior, cæteris decrescentibus. *Prothorax* quadratus, spina submediana utrinque armatus. *Elytra* oblonga. *Femora* subclavata; *tarsi* omnes triangulares. *Corpus* setosum.

There are no salient characters in this genus; nevertheless I have been unable to refer the solitary species it contains to any other, nor does it seem to have any very near ally; but the form of the scape, the position of the lateral spine, the presence of

numerous setæ, and the coloration, induce me to place it after *Ipochira*.

*Myromeus subpictus.* (Pl. IV. fig. 1.)

*M. pubescens*, fuscus, cinereo-variatus; prothorace utrinque macula ochracea postica; elytris ochraceo-plagiatis.

*Hab.*—Ceram.

Dark brown, nearly black, with a close, principally ashy pubescence; head covered with ashy hairs; prothorax nearly quadrate, a stout nearly straight spine slightly behind the middle, ashy speckled with dark brown, a large ochre spot on each side posteriorly but embracing the spine; scutellum subquadrate; elytra moderately punctured, pubescence dark brown, mottled with ashy and some patches of ochraceous; the two principal at the side at about equal distances from each other, the base and the apex; of the next, one is towards the apex, the other between the posterior patch and the suture; body beneath and legs with a greyish pubescence, with several long white hairs, especially at the sides of the abdomen and tibiæ; tarsi dark brown, the two basal joints ashy; antennæ a little longer than the body, dark brown, the bases of the intermediate joints ashy.

Length 4 lines.

OMBROSAGA.

*Caput* subimmersum, antice subquadratum. *Oculi* majusculi.

*Antennæ* sublineares, ciliatæ; scapo subelongato, articulis tertio quartoque longioribus, cæteris brevioribus et subæqualibus. *Prothorax* subtransversus, utrinque rotundatus, spinis tribus instructus, basi apice latiore. *Elytra* oblonga, integra. *Femora* modice clavata; *tarsi* antici subtriangulares, postici vix subelongati.

The single species composing this genus has very much the appearance of *Micænia irrorata* (post, p. 39); the elytra are more parallel than in the *Exocentri*, and the antennæ are rather linear than setaceous; it is particularly distinguished from all the genera of the sub-family by the three spines of its prothorax.

*Ombrosaga maculosa.* (Pl. II. fig. 6.)

*E. fusca*; elytris guttis griseis oblongis dispersis; antennis fuscis.

*Hab.*—Tondano.

Dark brown, subnitid. Head with a thin greyish pile; eyes rather large, black; prothorax broader than the head, coarsely punctured, a line of greyish hairs in the middle, each side with

three spines, the first at about the middle, the second longest and very slightly directed backwards, the posterior midway between the second and the base; scutellum rounded behind, covered with a rather close greyish pile; elytra coarsely seriate-punctate, oblong, their sides parallel, with several oblong, pale greyish spots in lines; body beneath reddish-brown; legs darkish brown; antennæ about half as long again as the body, dark brown, the scape paler.

Length  $2\frac{1}{2}$  lines.

#### XÆNAPTA.

*Caput* antice subtransversum. *Oculi* mediocres, distantes. *Antennæ* subelongatæ, ciliatæ; scapo subcylindrico; articulo quarto tertio longiore, cæteris paulatim decrescentibus. *Prothorax* subtransversus, lateribus linea irregulari dentata instructus. *Elytra* oblonga, apice integra. *Femora* clavata, *tarsorum* articulo basali breviter triangulari; *tarsi* antici lati. *Corpus* setosum.

The irregular toothed line on the side of the prothorax will at once distinguish this genus, which is also remarkable for the broad anterior tarsi, a character, however, probably confined to the males. (It has not been sufficiently rendered in the Plate.)

#### *Xænapta latimana.* (Pl. III. fig. 3.)

X. fuscescens, elytris cinereo-variis, antennis pedibusque testaceis.

*Hab.*—Sarawak.

Head dark brown, finely punctured, very convex in front, and covered with a greyish tomentum; eyes black; epistome and lip luteous; palpi testaceous; prothorax chesnut-brown, with oblong punctures anteriorly, posteriorly with a greyish pile, the sides with six or seven short teeth arranged in an irregular line; scutellum rounded behind; elytra oblong, seriate-punctate, the punctures coarse, covered with a clear reddish-brown pubescence, the base, sutural region, and a large patch behind the middle closely mottled with pale ashy; body beneath pale chesnut-brown, with a fine greyish pubescence; legs testaceous, the tarsi darker; antennæ brownish testaceous, more than half as long again as the body.

Length 2 lines.

#### MIENIA.

*Caput* angustum. *Oculi* majusculi, antice approximati. *Antennæ* gracillimæ, elongatæ, ciliatæ, scapo subcylindrico, articulis tertio quartoque longissimis, cæteris brevioribus.

*Prothorax* subtransversus, lateribus rotundatis, spina basin versus instructus. *Elytra* oblonga, integra. *Femora* clavata. *Tarsi* antici triangulares, intermedii et postici angustati, vix subelongati. *Corpus* haud setosum.

The unusual length of the third and fourth antennal joints (bringing the fifth to the apex of the elytra) is the principal character of this genus, which, in other respects, approaches *Ægocidnus* (*post*, p. 40), except that the pubescence is opaque and not silvery. The two species differ principally in colour, but the scutellum of *M. marmorea* is very decidedly transverse.

*Miænia marmorea.* (Pl. III. fig. 6.)

*M. brunnea*, rufo-grisea variegata.

*Hab.*—Salwatty.

Reddish-brown, varied with large patches of reddish-grey; head with a uniform greyish pile, distinctly punctured; eyes and mandibles black; prothorax slightly subtransverse, reddish-brown, greyish at the sides, coarsely punctured; scutellum short, broadly transverse; elytra rather coarsely punctured, dark reddish-brown, a large irregular patch at the shoulder, extending nearly to the middle, another at the apex and partially connected with the first by a smaller central patch, all greyish tinged with red; body beneath dark luteous; legs and antennæ luteous, the latter darker towards the apex and more than twice as long as the body.

Length 2 lines.

The anterior acetabula in this species are more nearly entire than in any other species of this sub-family that I have seen.

*Miænia irrorata.*

*M. fusca*, cinereo-irrorata.

*Hab.*—Batchian.

Dark brown, with a short opaque pubescence; head very distinctly punctured; eyes large, black, approximating on the vertex; prothorax subtransverse, coarsely punctured, dark brown, the sides and centre with ashy patches; scutellum slightly pointed behind; elytra very strongly punctured, dark brown, sprinkled with small, distant, but not very distinct, patches of ashy; body beneath, legs, and antennæ dark brown, the latter a shade lighter, and rather more than twice as long as the body.

Length 2 lines.

The following species differs from *Miænia* in having the antennæ considerably shorter, although the third and fourth



joints are still beyond the usual length, the sixth reaching to the apex of the elytra; the body is also narrower and less depressed, and the scape, notwithstanding the shorter antennæ, is very decidedly longer, and more cylindrical.

*Miænia perversa.*

*M. tenuiter pubescens, fusca; elytris cervino-pubescentibus, plagis lateralibus brunneis.*

*Hab.*—Mysol, Bouru.

Dark brown, with a very fine pubescence; head as broad as the prothorax, scarcely pubescent; the eyes black; prothorax rather longer than broad, strongly punctured, the sides with a short abrupt spine placed considerably behind the middle; scutellum rounded posteriorly; elytra strongly seriate-punctate, covered with a greyish fawn-coloured pubescence, the sides with transverse irregular patches of reddish-brown; body beneath testaceous-brown; abdomen with a silvery pile; legs and antennæ luteous, the latter about two-thirds as long again as the body.

Length 2 lines.

ÆGOCIDNUS.

*Caput* fronte subtransverso. *Oculi* majusculi, in vertice subapproximati, antice distantes. *Antennæ* tenues, ciliatæ; scapo modice elongato, fusiformi; articulo tertio quarto brevior, cæteris gradatim brevioribus. *Prothorax* subquadratus, utrinque post medium spinosus. *Elytra* anguste oblonga. *Femora* valde clavata; *tarsi* breves, postice angustati, articulo ultimo cæteris brevior. *Corpus* haud setosum.

A *Leiopus*-looking form, but narrower, with shorter tarsi, and a more median thoracic spine. Some of the obscurer species of *Exocentrus* (*ante*, p. 28) bear a marked resemblance to *Ægocidnus*, but they have less clavate femora and stouter antennæ. The species of this genus are clothed with a sort of silvery-greyish pubescence, having, however, at the side of each elytron, near the middle, a large bare patch; the head and prothorax are very minutely and closely punctured, but, except in *Æ. juvenus*, the punctures are tolerably well marked on the elytra.

*Ægocidnus grammicus.* (Pl. III. fig. 2.)

*Æ. brunneus*; prothorace obsolete griseo-trilineato; elytris griseo-sublineatis; oculis nigris.

*Hab.*—Bouru.

Reddish-brown; three small, longitudinal, hairy, greyish patches

on the prothorax, which assume, under an ordinary glass, the form of lines, another and broader patch on each side; elytra also apparently lined in the same way, but with more grey at the sides, leaving, however, at about the middle a large well-defined reddish-brown patch, another such patch posteriorly, and between the suture and the first-mentioned patch an oblong line gradually spreading out posteriorly; body beneath chesnut-brown, the first abdominal segment paler; tips of the tibiæ and tarsi dark brown; antennæ more than half as long again as the body, luteous-brown.

Length 3 lines.

*Ægocidnus jubatus.*

*Æ.* griseo-brunneus; prothorace linea longitudinali in medio griseo-hirta; oculis brunneis.

*Hab.*—Macassar.

This species closely resembles the last and may be only a local variety, but the central line of the prothorax is strongly marked and the lateral patches are less so; the elytra, except the patch at the side, are nearly unicolorous, or only slightly mottled from abrasion, and the eyes are light reddish-brown.

Length 3 lines.

*Ægocidnus ignarus.*

*Æ.* brunneus; prothorace brevior, medio griseo-sublineato; elytris confuse griseo-variis; oculis nigris.

*Hab.*—Sula.

The prothorax is shorter, or rather, perhaps, proportionally narrower, than in the two former species, and in the most perfect of my specimens there is a decided, although interrupted, median line on that part; the elytra are perhaps uniformly grey, but, from abrasion, there are irregular dashes of reddish-brown in the above specimen; in another specimen the pubescence is nearly obliterated and the elytra have a reddish-brown hue, clouded with darker brown.

Length  $2\frac{1}{4}$  lines.

*Ægocidnus costulatus.*

*Æ.* griseo-brunneus; elytris singulis costis duabus basalibus; oculis nigris.

*Hab.*—Bauka.

The difference between this species and *Æ. grammicus* is comparatively slight: it consists chiefly in this, that the two principal lines are slightly elevated between the rows of punctures, and the spaces between these are scarcely pubescent, and there are no

definite patches such as we see in *Æ. grammicus*. The legs also are unicolorous.

Length 3 lines.

#### PHLYARUS.

*Phlyarus*, Pascoe, Trans. Ent. Soc. ser. 2, iv. 244.

*Caput* antice quadratum, medio sulcatum, tuberibus antenniferis brevibus. *Oculi* majusculi, valde emarginati. *Antennæ* corpore parum longiores, validæ, ciliatæ; scapo breviter ovato, articulis tertio quartoque longioribus æqualibus, cæteris subæqualibus. *Prothorax* capite vix latior, lateribus spinosus, antice et postice transversim impressus. *Elytra* oblonga, costata. *Femora* clavata; *tibiæ* intermediæ et posticæ emarginatæ; *tarsi* subelongati. *Corpus* setosum, subdepressum.

This genus offers the singular character of a deeply emarginate posterior tibia: this is the more marked, as the tibia just above the emargination forms a very strong angle or tooth; the intermediate tibiæ are also deeply emarginate. The genus is also peculiarly distinct in its ribbed elytra, or rather the intervals between the striæ form elevated lines, which at the base are particularly prominent.

#### *Phlyarus basalis.*

Pascoe, l. c., p. 245, pl. xxv. fig. 5.

*P. fuscus*; prothorace rufo-tincto; elytris basi rubris.

*Hab.*—Sarawak.

Dark brown, with a few scattered setæ; head black, deeply sulcated between the antennæ, a few impressed points only in front; eyes rather large, black; prothorax a little longer than broad, covered with a short silky pubescence tinged with reddish, the transverse lines remote from their respective margins, lateral spine short, thick; scutellum black, nearly triangular; elytra reddish at the base but quickly shading into dark brown, covered with a short, rather dense pile, and regularly striate-punctate, the intervals of the striæ forming slightly raised lines, which are, however, more prominent at the shoulders and base; body beneath chesnut-red; legs reddish-brown; antennæ very dark brown.

Length  $2\frac{1}{2}$  lines.

#### ATHYLIA.

*Caput* fronte transverso. *Oculi* majusculi. *Antennæ* corpore vix longiores, incrassatæ, setosæ; scapo cylindrico, articulis tertio quartoque longioribus æqualibus, cæteris descrescentibus. *Prothorax* quadratus, dente minuto in medio instructus.

*Elytra* oblonga. *Pedes* breves; *femora* modice clavata; *tarsi* breves, articulo ultimo cæteris simul longiore. *Corpus* setosum.

This is one of those genera which, from the shortness of the legs and the thickness of the antennæ, seem to connect the *Apomecyninæ* with the *Exocentrinæ*. In fact it strongly resembles the North American *Eupogonius*, which, on account of its entire mesotibiæ, we refer to the former sub-family; on the other hand, *Athylia* has angulated anterior acetabula; this character is, however, as we have already seen, not a very reliable one. On the whole, taking also into consideration the large and prominent anterior coxæ, and the undoubted connexion that exists between this genus and many other genera of the sub-family, we have little hesitation in referring it here.

*Athylia avara.* (Pl. III. fig. 11.)

*A. pubescens*, et valde setosa, fusco-castanea, griseo-varia; antennis annulatis.

*Hab.*—Ternate.

Pubescence rather coarse but thin, interspersed with numerous long black and white setæ; head chesnut-brown, with a few scattered greyish hairs; eyes black; palpi testaceous; prothorax dark chesnut-brown, the anterior and posterior borders paler; scutellum triangular; elytra chesnut-brown, clouded, however, with greyish so as to leave only a few spots and patches of the former colour, the two principal patches occurring, one near the apex, the other at the side behind the middle; body beneath chesnut; legs and antennæ reddish-chesnut, the latter pubescent and setose, except at the tip of the joints, where a bare shining ring is apparent.

Length  $2\frac{1}{4}$  lines.

CAMPTOMYNE.

*Caput* fronte subquadrato. *Oculi* magni, supra subapproximati.

*Antennæ* corpore parum longiores, incrassatæ, setosæ; scapo subsufiformi, articulo tertio scapum superante, tertio cæterisque plus minusve æqualibus, vel subgradatim decrescentibus, singulo a tertio ad decimum ventricoso. *Prothorax* transversus, post medium spinosus. *Elytra* oblongo-ovata. *Femora* subclavata, tibiæ anticæ subcurvatæ; *tarsi* breves, articulo ultimo elongato. *Corpus* setosum.

This is the first of those remarkable genera, of which there are several in this sub-family, which exhibits that curious form of antennal joint which I have just sought to describe by the term

“ventricose,” that is, a joint gradually swelling out to the middle, but only on one side. As usual, there are gradations even in the same antenna, and the form also appears to pass into the obconical joint we see in *Ebæides*. The type of this genus bears a strong general resemblance to *Callia*, the members of which group are also found to imitate various species of the *Gallerucidæ*. The thoracic spine is well marked, and directed obliquely backwards; the prothorax behind it curving inwards to the base. The protibiæ are slightly curved, a character which finds its greatest development in *Ebæides*. The anterior acetabula are strongly angulated in this genus, especially in *C. tristis*.

*Camptomyme Callioides.*

*C. nigra, nitida*; capite prothoraceque croceis; elytris violaceis.  
*Hab.*—Aru.

Dark violet, shining, covered with a very fine and thin pubescence; head saffron-yellow, narrower than the prothorax; eyes black; prothorax finely punctured, saffron-yellow; scutellum small, triangular; elytra irregularly and rather strongly punctured at the base and along the suture, the punctures linearly arranged at the sides; body beneath chesnut-brown, shining, the breast yellowish; legs dark brown, the coxæ and last two joints of the tarsi yellowish; antennæ dark brown.

Length  $2\frac{1}{2}$  lines.

*Camptomyme bicolor.* (Pl. III. fig. 10.)

*C. nigra, vix nitida*; capite prothoraceque luteo-croceis.  
*Hab.*—Batchian.

Closely allied to the last, but the yellow of the head and prothorax is darker and duller; the elytra are quite black, only slightly shining, the punctures more crowded and more impressed, so as to leave more the appearance of lines between them, and the prothorax is proportionally smaller when contrasted with the head.

Length 2 lines.

*Camptomyme tristis.*

*C. nigrescens*; prothorace fusco-lutescente.  
*Hab.*—Batchian.

Very slightly pubescent, reddish, or rather perhaps purplish-black; head blackish, obsolete punctured, as broad as the prothorax; eyes black; prothorax very minutely punctured, dark luteous; scutellum roundish; elytra purplish-black, with the punctures less crowded than in the last two species, although quite

as coarse; body beneath dark brown; legs and antennæ darker than the elytra.

Length  $1\frac{3}{4}$  lines.

GYARITUS.

*Gyaritus*, Pascoe, Trans. Ent. Soc. ser. 2, iv. 244.

*Caput* antice quadratum, tuberibus antenniferis nullis. *Oculi* late emarginati. *Antennæ* corpore parum longiores, validæ, setosæ; scapo oblongo-ovato, incrassato, articulis tertio quartoque æqualibus, scapo brevioribus, cæteris, quinto excepto, æqualibus. *Prothorax* longior quam latior, et capite vix latior, lateribus in medio spinosus, disco spinis duabus recurvatis. *Elytra* suboblonga, basi spina armata. *Femora* subclavata; *tarsi* validi, subelongati. *Corpus* setosum.

So far we have been dealing with genera with simple elytra; in this and *Axinyllium* these organs have a curved elevated spine at the base of each, and behind the spines the elytra are more or less depressed. This depression attains its maximum in the genus *Oloessa*, a remarkable form, which, as the most aberrant genus of the group, I have placed at the end. In the three genera there is also an arching, more or less, of the prothorax and head; this is the most decided in *Oloessa*. These peculiarities would almost seem to indicate another type of form, but from what I have said above, it will be seen how graduated are these modifications, and how difficult it is to use them satisfactorily as a means of classification. In *G. hamatus* the anterior acetabula are entire.

*Gyaritus hamatus.*

Pascoe, l. c., pl. xxv. fig. 6.

*G. purpureo-niger*; elytris fasciis tribus interruptis, duabus anticis fere obsoletis, albis.

*Hab.*—Sarawak.

Purplish-black, with numerous erect black hairs; head thickly and rather coarsely punctured; eyes black; prothorax, like the head, with scarcely any pubescence, very coarsely punctured, the lateral spine small, the discal spines rather approximate at the base, and a little recurved; scutellum broadly triangular, the sides rounded; elytra with a very short, close pubescence, deeply punctate-striate, the basal spines slightly recurved, behind these spines two very obscure almost-obsolete oblique bands interrupted at the suture, towards the apex a broader band nearly white, but sometimes also almost obsolete; body beneath reddish-chesnut; legs and antennæ ferruginous.

Length 2 lines.



*Gyaritus cinnamomeus.*

*G. omnino fulvo-brunneus.*

*Hab.*—Sarawak.

Fulvous-brown or cinnamon, with a few long, erect, black hairs; eyes black; head and prothorax coarsely punctured and without pubescence, the lateral spine of the latter straight and somewhat slender, the discal spines rather more remote at the base, long and pretty strongly curved; scutellum rounded behind; elytra with a very fine pubescence, strongly punctate-striate, particularly at the base, the basal spine rather short and slightly recurved; body beneath luteous, with a thin somewhat silky pile; antennæ a little darker towards the apex.

Length  $1\frac{1}{2}$  lines.

*Gyaritus fulvopictus.*

*G. brunneo-luteus*; elytris fasciis tribus distinctis griseis, duabus posticis prope suturam connexis.

*Hab.*—Sarawak.

Pale brownish-luteous, with scattered, erect, black hairs; head and prothorax covered with a short silky-greyish pile, the former with large scattered punctures; eyes black; prothorax considerably longer than broad, coarsely punctured, except at the apex, the lateral spine small, pointed, the discal spines slender and recurved, scutellum rounded behind; elytra striate-punctate, the punctures larger at the base, the basal spine stout and shortly recurved, a broad, silky and very distinct grey band occupying the whole of the basal half of the elytra behind the spines, a similar band posteriorly and another at the apex, the last two connected along the suture, all the bands waved at their edges; body beneath and legs luteous; antennæ brownish-luteous, with short scattered black setæ on all sides.

Length 2 lines.

## AXINYLLIUM.

*Caput* parvum, antice subrotundatum, tuberibus antenniferis brevissimis. *Oculi* majusculi. *Antennæ* corpore longiores, robustæ, setosæ; scapo oblongo-ovato, articulis tertio quartoque fere æqualibus, quinto brevioribus, cæteris brevioribus et æqualibus. *Palpi* maxillares et labiales articulo ultimo securiformi. *Prothorax* longior quam latior, angustus, lateribus vix rotundatus, medio spinosus, disco spinis duabus recurvatis armatus. *Elytra* suboblunga, basi spinoso-cristata.

*Femora* vix clavata; *tarsi* validi, subelongati. *Corpus* setosum.

This is one of the very few genera of *Lamiidæ*, the only one, so far as I know, in this sub-family, having securiform palpi;\* in other respects it is allied to *Gyaritus*, except that the antennæ are more slender, and the joints are not swollen at their tips. A single specimen was found by Mr. Wallace under a fallen tree.

*Axinyllium varium.* (Pl. III. fig. 8.)

*A. castaneum*; elytris fasciis duabus maculariformibus albis ornatis.

*Hab.*—Sarawak.

Reddish-chesnut; head coarsely punctured; eyes large, black; mandibles black at the tip; prothorax narrower than the head, much longer than broad, covered with coarse scattered punctures, the sides scarcely rounded, with a small well-marked spine nearly in the middle, and two long and moderately recurved spines on the disk; scutellum broadly triangular; elytra narrowly oblong, a short triangular spine at the base of each, with large impressed punctures arranged in lines, before the middle a broad band of whitish spots more or less connected, and posteriorly several patches or spots of the same colour; body beneath testaceous brown; legs and antennæ reddish-brown.

Length 2 lines.

EMEOPEDUS.

*Caput* parvum. *Oculi* majusculi. *Antennæ* basi remotæ, scapo elongato, cylindrico, articulo secundo elongato, tertio longissimo, sequentibus gradatim brevioribus. *Prothorax* inermis, utrinque subrotundatus. *Elytra* oblonga, regularia, apice rotundata. *Femora* modice clavata; *tarsi* postici articulo basali duobus sequentibus simul sumtis brevioribus.

The members of this genus have the look of the smaller species of *Leiopus*, differing however from that group (*inter alia*) in the unarmed prothorax, and the short basal joint of the posterior tarsi. The third species I have added with some slight hesitation, as it has a considerably shorter scape, a consideration of some importance in the classification of these mostly commonplace little animals. They have all, however, the second joint unusually long.

\* In *Phantasis*, Thoms., one of the African *Dorcadioninæ*, the palpi vary from obtusely ovate to securiform.

*Emeopedus solutus.* (Pl. III. fig. 5.)

*E. brunnescente pubescens*; elytris seriatim punctatis, apicem versus fuscis, singulo post medium macula magna grisea.

*Hab.*—Batchian.

Reddish-brown, covered with a short slightly-greyish pubescence; head and prothorax rather closely punctured, and of nearly the same breadth, the latter transverse, broadest at the base; scutellum small, rounded behind; elytra coarsely punctured, the punctures dispersed at the base, but in lines from the shoulders and passing obliquely inwards, the basal half luteous brown but with the pubescence appearing somewhat fawn-coloured, passing at the side behind the middle into a palish patch, and between the patches to the apex dark brown; body beneath, legs and antennæ pale luteous, the latter about two-thirds longer than the body.

Length  $2\frac{1}{4}$  lines.

*Emeopedus insidiosus.*

*E. griseo-pubescens, fusco-varius*; elytris subseriatim punctatis, macula alba pone medium; antennis testaceis, griseo-pubescentibus.

*Hab.*—Batchian, Kaioa.

Closely covered with a short pale greyish pubescence, varied with irregular patches and a few spots of brown; head entirely grey; lip testaceous; prothorax nearly equal in length and breadth, strongly punctured, the sides grey, the centre brownish; scutellum rounded behind, nearly white; elytra irregularly punctured around the scutellum, but in the centre and at the sides in somewhat oblique lines, behind the middle a round white spot, a few brown spots and patches scattered over the rest of the elytra; body beneath brownish-testaceous with a greyish pile; legs reddish-testaceous, with a greyish pile, the distal end of the intermediate tibiæ fringed with black hairs; antennæ half as long again as the body ( $\delta$ ), testaceous, the tip darker, clothed with greyish hairs.

Length  $2\frac{1}{4}$  lines.

*Emcopedus degener.*

*E. brunneus*; elytris subseriatim punctatis, post medium macula magna lutea, apice et lateribus pone humeros pallidioribus.

*Hab.*—Ceram.

Reddish brown, with a very thin and sparse pubescence chiefly confined to the elytra; head with a few greyish hairs in front;

eyes large, black; prothorax coarsely punctured, nearly as long as broad, the base narrower than the apex; scutellum subtriangular; elytra irregularly and very strongly punctured in somewhat irregular lines, a large luteous patch behind the middle, the apex and sides behind the shoulders much paler; body beneath nearly testaceous; legs and antennæ dull luteous, the latter about half as long again as the body.

Length  $1\frac{3}{4}$  lines.

#### NESOMOMUS.

*Caput* immersum. *Oculi* antice distantes. *Antennæ* setosæ, scapo brevi, subfusiformi, articulo tertio elongato, sequentibus gradatim brevioribus, et basi subito constrictis. *Prothorax* inermis, subquadratus, lateribus parum rotundatus. *Elytra* oblonga, apice integra. *Femora* clavata, *tarsi* postici angusti, cæteri latiores, articulo basali brevi.

The comparatively short thick scape and the form of the antennary joints, together with the long erect hairs which are dispersed over every part of the insect, point to the *Exocentrinæ*, notwithstanding there are a few minor characters, such as the unarmed prothorax, which seem to indicate an affinity with the *Saperdinæ*.

*Nesomomus servus.* (Pl. II. fig. 8.)

*N. piceus*, pube grisea tenuiter indutus; corpore, antennis, pedibusque longe pilosis.

*Hab.*—Morty.

Pitchy, thinly clothed with a dull greyish pile, and furnished with numerous long erect hairs; head greyish, scarcely as broad as the prothorax, the latter nearly quadrate, slightly rounded at the sides, which are unarmed, the disc rather coarsely punctured; scutellum rounded behind; elytra very coarsely punctured, the punctures in irregular lines, the base with a broad but slightly raised mesial ridge, the sides nearly parallel; body beneath with a thin greyish pile; legs and antennæ slightly pubescent, with numerous long hairs, the latter about half as long again as the body, all the joints from the sixth inclusive cylindrical, the bases abruptly constricted.

Length 3 lines.

#### EGESINA.

*Caput* majusculum, fronte lata, tuberibus antenniferis nullis.

*Oculi* parvi, antice distantes. *Antennæ* corpore paulo longiores, validæ, setosæ; scapo subcylindrico, basim versus

gradatim attenuato, articulo tertio scapo æquali, cæteris gradatim decrescentibus. *Prothorax* capite non latior, lateribus muticus, basi contractus. *Elytra* brevia. *Femora* clavata; *tibiæ* anticæ subcurvatae; *tarsi* mediocres, articulo ultimo elongato. *Corpus* setosum.

This genus resembles *Ebæides* (*post*, p. 51) in habit as well as in most of its other characters, only the prothorax is without impressed lines, and the antennæ are of the normal form, and the antennary tubers have disappeared. The single individual upon which it is founded was taken by Mr. Wallace "on a leaf, with its antennæ and legs stretched out."

*Egesina rigida.* (Pl. III. fig. 12.)

*E. fusca*; elytris griseo-variis, basi lutescentibus.

*Hab.*—Singapore.

Head dark brown, with sparse greyish hairs, broad in front, with no impressed line between the antennæ, and without antennary tubercles; eyes rather small in comparison with the size of the head, widely emarginate, black; prothorax dark brown, coarsely punctured, about the width of the head, and nearly equal in length and breadth, the sides rounded and unarmed, slightly contracted at the base, with a shallow transverse line posteriorly, a slight pubescence on the disc which meets to form a greyish central line; scutellum rounded behind; elytra coarsely pubescent, with large somewhat distant punctures, the base reddish-luteous, then greyish to the middle, beyond a large semilunar greyish patch, with its convexity toward the suture; body beneath luteous; legs reddish-luteous, with a greyish pile; antennæ dark brown.

Length  $2\frac{1}{2}$  lines.

ENISPIA.

*Caput* antice subquadratum, convexum, tuberibus antenniferis brevibus. *Oculi* majusculi, valde emarginati. *Antennæ* subelongatae, validæ, pilosæ; scapo valido subcylindrico, articulo tertio scapo brevior, cæteris apice tumidis, paulo gradatim decrescentibus. *Prothorax* quadratus, inermis, antice posticeque transversim impressus. *Elytra* oblonga, integra. *Femora* modice clavata; *tarsi* breves, articulo ultimo elongato. *Corpus* setosum, subdepressum.

Among the genera with the prothorax unarmed belonging to this sub-family, this will be distinguished by the third antennal joint being shorter than the scape, the nearly equal length of the

remainder, and the thickness generally of the antennæ. The genus is also very distinct in its coloration.

*Enispia venosa.* (Pl. III. fig. 1.)

*E. fuscescens*; elytris linea suturali, alteraque obliqua basali a humeris ad suturam, et regione apicali griseo-albis.

*Hab.*—Java.

Clothed with numerous setaceous hairs; head dark brown with a greyish tomentum; eyes large, pale brown; mandibles black; palpi luteous; prothorax nearly equal in length and breadth, dark brown with a thin greyish pile, the apex and base outside the transverse lines rufous; scutellum triangular; elytra rather irregularly punctured, chiefly at the base, chesnut-brown, from each shoulder an oblique whitish line advancing directly to the suture, and then continued along the sutural line into the large greyish blotch which occupies the posterior third of the elytra, the portion below the lines in the middle with a somewhat silvery pile; body beneath and legs luteous brown; antennæ dark brown, the bases of the intermediate joints paler.

Length 3 lines.

EBÆIDES.

*Caput* antice latum, posticè etiam prothorace latius, tuberibus antenniferis brevissimis. *Oculi* late emarginati, antice distantes. *Antennæ* corpore longiores, incrassatæ, præsertim articuli intermedii, setosæ; scapo valde elongato, curvato, articulo tertio scapo crassiore. *Prothorax* parvus, subquadratus, lateribus muticus, antice et postice sæpe transversim impressus. *Elytra* brevia. *Pedes* breviusculi; *tibiæ* anticæ curvatæ; *tarsorum* articulo ultimo elongato. *Corpus* setosum.

The remarkable thickness of the antennæ in this genus, especially of the third, fourth and fifth joints, attains its greatest development in *E. monstrosa*, but it is scarcely less so in the other species. I do not recollect any other Lamioïd genus in which the scape is not the thickest of the antennal joints. On the other hand, the last joint is very small, and in three of the species, if the character be not a sexual one, disappears altogether, the tenth joint being then nearly as small as the eleventh is in the other species. The anterior tibiæ are short and curiously bowed, and this is sometimes the case also with the intermediate and posterior, only in a less degree. As usual in this sub-family the pubescence is very short and much thinner on, or very nearly absent from, the head and prothorax; and the punctuation on those parts is scarcely visible,



even with a good lens. The joints of the antennæ are, however, very rugosely punctured.

*Ebæides monstrosa.* (Pl. III. fig. 7.)

*E. fusco-grisea*; elytris substriatim punctatis, obscure griseo-cente-variis, basi lutescentibus; antennis fusco-piceis.

*Hab.*—Sarawak.

Head reddish-pitchy, with scattered yellowish-grey hairs; eyes black, the upper portion very narrow; prothorax slightly transverse, narrowish at the base, pitchy, with a sparse transverse greyish pile; scutellum brownish, rounded behind; elytra brownish-luteous, paler and somewhat of an orange luteous at the base, covered with a rather coarse greyish pile with two or three indefinite greyish bars, the anterior one very irregular, and sending out short branches toward the base and posteriorly, punctures on the disc rather small and arranged in impressed lines; body beneath pitchy, the breast fulvo-testaceous; legs reddish-pitchy, clouded, the intermediate and posterior tibiæ slightly curved outwards; antennæ ten-jointed, brownish-pitchy, the scape curved, the last four joints reddish.

Length 2 lines.

*Ebæides viduata.*

*E. nigra*; elytris fortiter seriatim punctatis, griseo-variis; antennis nigris.

*Hab.*—Sarawak.

Brownish-black; head with a few short setæ in front; eyes rather narrow behind the antennæ; palpi testaceous; prothorax slightly transverse, rather gibbous in the centre, anterior and posterior lines strongly impressed; scutellum rounded behind; elytra coarsely punctured in impressed lines, a few spots and patches of greyish pile scattered irregularly on the surface with short black setæ interspersed; body beneath dark brown; legs black, with sparse greyish hairs, the intermediate and posterior curved outwards; antennæ eleven-jointed, black, the scape slightly curved.

Length 2 lines.

*Ebæides rufula.*

*E. piceo-brunnea*; elytris cinnamomeis, punctis invisis; antennis rufo-piceis.

*Hab.*—Sarawak.

Head pitchy-brown, with a few short setæ in front; eyes rather

narrow behind the antennæ; prothorax pitchy-brown, with faint traces of a transverse pile; scutellum broadly triangular; elytra cinnamon, with a coarse rather close pubescence entirely hiding the derm, a few short black setæ interspersed; body beneath and legs brownish-red; antennæ ten-jointed, reddish-pitchy, the scape slightly curved.

Length  $1\frac{2}{3}$  lines.

*Ebæides palliata.*

*E. picea*; elytris seriatim punctatis, basi et medio fusco-griseis, parte postica et latera versus infuscatis, singulis plagis duabus griseis.

*Hab.*—Sarawak, Tondano.

Head with short black setæ in front, pitchy, shining; mandibles pale reddish; palpi testaceous; eyes rather narrow above; prothorax subtransverse, pitchy, the anterior line deeply impressed, the base slightly contracted; scutellum rounded behind; elytra with lines of rather small punctures, the line next the suture with much larger punctures, from the base to below the middle brownish-grey, but beyond passing gradually into dark brown, a well-marked grey spot posteriorly on the brown, another at the base, between a few very indistinct patches of the same colour just visible under a lens; body beneath dark brown, legs greyish-pitchy; antennæ eleven-jointed, pitchy, the scape slightly curved.

Length 2 lines.

*Ebæides exigua.*

*E. rufo-fusca*; elytris seriatim punctatis, griseo-adspersis; antennis piceis, scapo rufo-brunneo.

*Hab.*—Singapore.

Reddish-brown, covered with a short coarse pile, and numerous short black setæ; head bright chesnut-red in front, eyes black; palpi pale tawny; prothorax subtransverse, transverse lines only slightly impressed, scutellum subtriangular; elytra with lines of punctures nearly hidden beneath the coarse pubescence, dull reddish-brown with some greyish spots, which take a somewhat bandlike form near the middle of the basal half, and another but less marked band between the middle and apex; body beneath brownish-testaceous; legs reddish shining, intermediate and posterior tibiæ slightly curved outwards; antennæ ten-jointed, pitchy, the scape scarcely curved.

Length  $1\frac{1}{2}$  lines.

## DYEMUS.

*Caput* prothorace vix angustius, antennarum tuberibus brevisimis. *Oculi* majusculi. *Antennæ* corpore longiores, modice incrassatæ, setosæ; scapo valido, oblongo-pyriformi, articulo tertio scapo brevior et angustior, cæteris sensim decrescentibus. *Prothorax* subquadratus, lateribus muticus, linea transversa postica. *Elytra* brevia. *Pedes* breviusculi, protibiæ fere rectæ. *Corpus* setosum.

This genus has quite the habit of *Ebceides*, from which I thought at one time that it would be unnecessary to separate it, but the peculiar structure of the antennæ of this genus, and the different form of the scape, preclude a sufficiently clear definition of the two groups if they were kept together. The comparatively short thick scape, contracted at the apex, will distinguish *Dyemus* from *Enispia* (*ante*, p. 50), from which it also differs in habit and coloration.

*Dyemus puncticollis.*

*D. rufo-castaneus*; elytris fortiter seriatim punctatis, fulvovariis, parte basali albo-maculatis.

*Hab.*—Sarawak.

Head reddish-chesnut, coarsely punctured, with a few setæ in front; eyes black; prothorax slightly longer than broad, strongly punctured, no anterior impressed line, the posterior close to the base; scutellum broadly triangular; elytra with coarse punctures in impressed rows, reddish-chesnut, the base and shoulder and a transverse patch near the middle fulvous, a very distinct large round spot of the same colour at the apex, the shoulder somewhat keeled, also a slight basal carina; body beneath yellowish-brown; legs yellowish-fulvous; the intermediate tibiæ nearly straight, the others slightly curved; antennæ fulvous, tips of the joints darker.

Length 2 lines.

*Dyemus lævicollis.* (Pl. III. fig. 9.)

*Gyaritus lævicollis*, Pascoe, Trans. Ent. Soc. ser. 2, v. 38.

*D. piceus*; elytris seriatim punctatis, grisescente-variis.

*Hab.*—Aru, Dorey, Goram, Batchian, Ceram.

Pitchy, covered with a coarsish pubescence, and long slender erect scattered hairs; head with a sparse greyish tomentum; eyes dark brown; palpi pale luteous; prothorax impunctate, slightly broader than long, with a thin greyish pile (often smooth from

abrasion), the transverse lines well marked; scutellum triangular; elytra clothed with a coarse ashy-mottled pubescence, which is divided into two portions behind the middle by a somewhat V-shaped band, this is sometimes extended along the suture to the apex, and the ashy part within becomes lighter and more strongly marked, or all these marks become very indistinct, and the elytra are nearly uniformly brownish; body beneath pitchy; legs reddish-pitchy, with numerous long scattered hairs; antennæ entirely dark brown, or dark brown with the basal half of all the joints except the first and second ashy.

Length  $2\frac{3}{4}$  lines.

A specimen from Mysol is the most uniformly coloured of this species, and those from Aru have annulated or plain antennæ, as the case may be, indifferently.

OLOESSA.

*Caput* antice quadratum, fronte convexa, tuberibus antenniferis nullis. *Oculi* divisi. *Antennæ* remotæ, subelongatæ, læves, sed apicem versus ciliatæ; scapo longissimo, basi attenuato, apice tuberoso, articulo tertio secundo parum longiore, cæteris longioribus, æqualibus. *Prothorax* longior quam latior, antice latitudine capitis, postice coarctatus, lateribus inermis. *Elytra* brevia, basi depressa, et spina armata. *Femora* basi tenuissima, dein abrupte dilatata; *tibiæ* validæ; *tarsi* breves, articulo ultimo elongato. *Coxæ* anticæ et intermediæ distantes. *Corpus* breviter setosum.

In the form and length of the scape this genus is almost exceptional in its sub-family, and it is quite so in its divided eyes. It has, however, the arched thorax of *Ebæides* and the elytra of *Gyaritus*; and what is more remarkable, it is so closely allied to the North American genus *Cyrtinus*, Lec.\* (*Clytus pygmæus*, Hald.), that except in the antennæ and eyes I scarcely see how it differs. In both the femora are extremely attenuated at the base, then suddenly dilated, especially on the upper edge. The species upon which the genus is founded is one of the smallest of the Lamiidæ, scarcely exceeding a line in length.

\* Dr. Leconte places this genus with the Dorcadions! Three very anomalous genera, *Microplia*, Serv. (*Leptoplia*, Dej.), *Omosarotes*, Pasc., and *Scopadus*, Pasc. (all South American) should also, I think, be placed near the above. The first of these has the long scape, attenuated at the base, and gradually enlarging upwards, of *Oloessa*; the last two have the "Cyrtinine" profile in perfection, while in *Microplia* it is only just beginning to develop itself, as in the case of *Gyaritus*, but after another type.

*Oloessa minuta.* (Pl. III. fig. 4.)

*O. fusca*; elytris castaneis, pube grisea variis; antennis pedibusque fulvescentibus, nitidis.

*Hab.*—Aru.

Head very dark brown, slightly corrugated in front, and without the mesial line; lip and epistome covered with pale silky hairs; eyes black, the two portions very remote, the upper somewhat crescent-shaped, the lower rounded;\* prothorax dark brown, shining, with a few distant punctures and scattered white slender erect hairs, a narrow transverse groove at the base; scutellum triangular; elytra dark chesnut-brown, slightly shining, a long and slightly recurved spine at the base of each, directed upwards and a little outwards; between the spines and extending to the middle of the elytra a thin greyish pubescence, bordered posteriorly with white, in this space a few coarse punctures, rest of the elytra nearly glabrous, except a few greyish hairs at the apex; body beneath dusky; legs dark fulvous, shining; antennæ about half as long again as the body, pale fulvous, shining, the seventh and eighth joints dark at the tips, the remainder dark brown.

Length 1 line.

#### NIPHONINÆ.

The principal characters of this sub-family, which very nearly corresponds with the "groupe *Oncideritæ*" of M. J. Thomson,† are the large claw-joint and the ovate or shortly clavate scape. This last character has not hitherto been noticed, I believe, but it separates this sub-family from the *Mesosinæ*, which have a long cylindrical scape. The greater part of the genera, although frequently composed individually of what may be termed "*fine*" species, are generally of a rather commonplace appearance, and they are, as might be expected, very difficult to limit.

The *Niphoninæ* have mostly a moderate-sized ovate head, more or less transverse or subquadrate anteriorly,—that is, from the vertex to the line of the insertion of the epistome,—or it is very large, flat or rounded in front, as in *Abryna*, *Oncideres*,‡ and other genera. The antennary tubers commence near the eye, or sometimes arise near the mesial line when they become approximate at the base; they are cornuted in the males of *Oncideres*. The eyes are almost invariably of moderate size and deeply emarginate.

\* This is not correctly represented in the profile figure.

† Of the "Essai," not of the "Syst. Cerambyc."

‡ This genus, although a very natural one, is most variable in its characters.

The antennæ vary from two or three times the length of, to a little shorter than the body, the terminal joint is frequently hooked at the point, but the scape is always short, or comparatively so, and ovate or slightly clavate, except in some species of *Oncideres*. The prothorax is usually subtransverse, unarmed at the sides, but having instead one or frequently two short tuberculiform teeth near its anterior border. The elytra are oblong or ovate, with a tendency to develop into crests or elevated lines at the base, or to throw out little granules, which are almost invariably black and glossy. The legs are of moderate length (except in many cases the fore-legs of the males), and robust; the thighs more or less clavate, never linear. The tarsi are nearly all of equal length, more or less trigonate, with the claw-joint as long as the three basal taken together. The anterior coxæ of the males are often armed with a recurved spine, occasionally of a formidable length, as in *Ischioplites metutus* and *Xiphotheata Saundersii*. The prosternum is invariably elevated to a level with the coxæ, except in *Oncideres*, and this is often met by a corresponding elevation of the mesosternum, so that the power of the insect in bending is considerably reduced. The three intermediate abdominal segments are the shortest; in a few species, however, the second segment is of greater length, and is then covered, more or less, with a semi-circular patch of very densely set erect hairs.

In this great sub-family Europe is represented by only a single species (*Niphona picticornis*). *Oncideres*, numerous in species, and other genera, abound in South America. Africa yields *Hecyra*, *Dichostates*, *Diastocera*, and a few other genera not containing many species. In Australia we have numerous species of *Symphyletes*, *Rhytiphora*, *Penthea*, &c. From Asia we know of no genus peculiar to it, and very few species. In the Wallacean Collection we find eighteen genera and fifty-seven species.

The characters that have been used in the following table are mostly of a secondary nature, but they are the most obvious so far as the species treated of here are concerned.

*Genera.*

Mesosternum produced, or often toothed anteriorly.

Antennary tubers distant (front flat or convex).

Third antennary joint shorter than, or rarely as long as, the fourth.

Tibiæ of the intermediate and posterior

legs shorter than their tarsi. . . . . *Ælara*, Thoms.



- Tibiæ of all the legs longer than their tarsi.  
 Head large, dilated below the eyes in  
 the male ..... *Abryna*, Newm. <
- Head moderate or small.  
 Elytra ribbed or crested at the base.  
 Outer margin of the anterior tibiæ  
 curved ..... *Axiothea*, n. g. <
- Outer margin of the anterior tibiæ  
 straight ..... *Escharodes*, n. g.
- Elytra simple.  
 Prothorax with a narrow longi-  
 tudinal line ..... *Atyporis*, n. g.
- Prothorax simply convex ..... *Egomomus*, n. g. }
- Third antennary joint longer than the fourth.  
 Scape nearly cylindrical ... .. *Eczemotes*, n. g. <
- Scape clavate.  
 Anterior tibiæ straight, unarmed ... .. *Symphyletes*,\*  
 Newm.
- Anterior tibiæ curved, toothed inter-  
 nally in the male.  
 Head transverse anteriorly, eyes large *Ischioplites*,  
 Thoms.
- Head quadrate anteriorly, eyes small *Xiphotheata*, n. g.
- Antennary tubers approximate (front concave).
- Tarsi dilated.  
 Prosternum declivous anteriorly ..... *Sotades*, n. g. —
- Prosternum perpendicular ..... *Mæchotypa*,  
 Thoms.
- Tarsi not dilated.  
 Anterior coxæ of the male spined ..... *Menyllus*, n. g.
- Anterior coxæ of the male unarmed ... .. *Dystasia*, n. g.
- Mesosternum rounded anteriorly.  
 Third antennary joint shorter than the fourth.  
 Elytra shortly trigonate ..... *Mispila*, n. g.
- Elytra oblong ..... *Dryusa*, n. g.
- Third antennary joint longer than the fourth.  
 Scape slightly clavate ..... *Exarrhenus*, n. g. <
- Scape greatly enlarged at the apex ..... *Daxata*, n. g.

\* In the Australian *Symphyletes nodosus*, Newm., the third and fourth antennary joints are of nearly equal length. In *Symphyletes neglectus*, Pasc., the fore tibiæ of the male are slightly curved and also toothed internally. This is also Australian. A few species have the fourth joint of the antennæ curved.

## ÆGOMOMUS.

*Caput* angustum, antice transversum, tuberibus antenniferis basi distantibus. *Oculi* fere divisi. *Antennæ* corpore longiores, setaceæ, ciliatæ; scapo oblongo-ovato, articulo quarto tertio longiore, cæteris brevioribus et subæqualibus, ultimo apice curvato. *Prothorax* latus, subtransversus, rugosus, disco depresso, dentibus duobus validis. *Elytra* oblongo-ovata, convexa, regularia, apice integra. *Pedes* mediocres, antici maribus elongati et femora antica crassiora. *Pro-* et *mesosterna* elevata, faciebus oppositis.

A broader and more robust form than *Niphona*, the prothorax more convex and even, the sterna more produced, the fore-legs of the males elongate, and their femora larger than those of the intermediate and posterior legs. From *Axiothea* it differs in the unbroken surface of the prothorax and elytra. The species, and even individuals, vary greatly in size, and owing to the monotonous repetitions of nearly the same sombre and indistinct colours, are difficult to determine as well as to describe.

*Ægomomus encaustus.*

O. fulvo-ferrugineus; prothorace tuberculato-rugoso, nitido.

*Hab.*—Bouru.

Thinly covered with a yellowish-ferruginous pubescence; head coarsely punctured, rough pale rusty hairs thinly dispersed in front and on the vertex; lip and epistome short; palpi reddish-ferruginous; prothorax subtransverse, roughly tuberculate, the tubercles glossy black and more or less connected, with thinly dispersed hairs between them; scutellum transverse, rounded behind; elytra broad at the base, rather rapidly narrowing to the apex, very thinly pubescent on a dark brown derm, a nearly obsolete paler patch in the middle, the base with a few small granules; body beneath chesnut-brown, with a thin rusty pile; legs and antennæ brown, with dispersed greyish hairs.

Length 9 lines.

*Ægomomus viduatus.* (Pl. IV. fig. 3.)

Æ. griseo-fuscus, vel niger, fere glaber; prothorace fortiter punctato; elytris sparse griseo-maculatis.

*Hab.*—Amboyna.

Greyish-brown or black; pubescence very thin or almost absent; head roughly punctured in front; prothorax transverse, coarsely punctured; scutellum rounded behind, transverse; elytra

with the sides more parallel than in the former species, coarsely punctured at the base, but gradually disappearing towards the apex, a few granules only near the shoulder, several greyish hairy spots on the middle and apex, sometimes forming a narrow oblique band behind the middle, sometimes nearly obsolete; body beneath nearly black, the abdomen browner or sometimes ferruginous, the pubescence very sparse; legs and antennæ like the rest either black or brown, with obscure greyish spots.

Length 8 lines.

*Ægomomus maculosus.*

*Æ. fuscus*, fere glaber, maculis fulvo-pubescentibus irroratus; prothorace subrugoso-punctato, antice lævi.

*Hab.*—Timor.

Dark brown, nearly free from pubescence, except the fulvous rounded spots of short hairs which are principally confined to the elytra; head with a few coarse punctures and two or three spots of fulvous in front, two patches also on the vertex; lip and palpi ferruginous; mandibles black; prothorax transverse, rather smooth in front, fine and slightly irregular punctures somewhat roughly impressed posteriorly and at the sides; elytra with the sides very slightly receding towards the apex, coarsely punctured at the base, but gradually becoming less so, a few granules only at the shoulder, numerous small round spots of fulvous pile scattered over the surface; body beneath dark brown with rusty hairs; legs and antennæ dark brown.

Length 6 lines.

*Ægomomus sparsutus.*

*Æ. oblongus*, piceus, tenuiter grisco-pubescentibus ochraceisque dispersis; prothorace subtransverso, medio vix punctato; elytris basi albo-plagiatis.

*Hab.*—Batchian, Kaioa, Aru.

Oblong, pitchy, thinly covered with a very fine greyish pile, and having little patches of whitish hairs mixed with a few others of pale ochraceous, chiefly on the sides of the head, prothorax and elytra; head with a few scattered punctures and a well-marked mesial line; prothorax subtransverse, coarsely punctured at the sides, less so and becoming nearly impunctate in the centre; scutellum very transverse; elytra gradually rounded at the sides, the base strongly punctured with a white patch in the hollow above the shoulder, and another towards the scutellum; body

beneath dark brown with a greyish pile; legs and antennæ reddish-brown, clothed with coarse greyish hairs, the latter longer than the body.

Length 4—6 lines.

*Ægomomus litigiosus.*

*Æ. niger*, tenuiter griseo-pubescent; prothorace subtransverso, sparse punctato; elytris apice rotundatis, maculis vagis oblongis griseis dispersis; antennis rufo-brunneis.

*Hab.*—Gilolo, Batchian.

Black inclining to olive, with a thin obscurely varied greyish pile; head with a well-marked mesial line, and covered with coarse pale grey hairs; palpi rusty-testaceous; prothorax moderately transverse, convex and rounded above and at the sides, a few coarse punctures on the disk, mottled with greyish; scutellum very transverse; elytra rather short, rounded at the apex, sparingly punctured, a few oblong greyish spots mostly towards the sides; body beneath chesnut-brown, with a very sparse pubescence, the margins of the abdominal segments fringed with yellowish-grey; legs sparingly pubescent; antennæ brown, a little longer than the body.

Length  $4\frac{1}{4}$  lines.

*Ægomomus affectus.*

*Æ. rufo-fuscus*, griseo-pubescent; prothorace minus transverso, sparse punctato; elytris apice rotundatis, maculis rotundatis distinctis fulvis dispersis; antennis rufo-brunneis, griseo-maculatis.

*Hab.*—Batchian.

Dark umber-brown, with a short thin greyish pile; head with a strongly-marked mesial line, and covered with pale greyish hairs; palpi rusty-testaceous; prothorax moderately transverse, convex and rounded above and at the side, with a few large scattered punctures on the disc, and covered with a tolerably uniform fulvous-grey pile, occasionally with two whitish spots anteriorly; scutellum very transverse; elytra coarsely punctured, slightly receding in breadth from the base, rounded at the apex, obscurely mottled with fulvous and grey, and dotted with small round distinct pale grey spots; body beneath black, with a pale fulvous pile, thicker on the abdomen, its segments fringed with more deeply coloured hairs; antennæ and legs with a loose greyish pile, the former slightly longer than the body.

Length  $4\frac{1}{4}$ —7 lines.

*Ægomomus pullatus.*

*Nyphona pullata*, Pascoe, Trans. Ent. Soc., ser. 2, v. 39.

*Æ. oblongus*, piceus, tenuiter griseo-pubescent; prothorace subtransverso; elytris plaga media et apicem versus maculisque pallidioribus.

*Hab.*—Sumatra, Aru, Bouru.

Oblong, pitchy, with a thin greyish pubescence, composed of short stout hairs; head with a coarse uniform pubescence, rather closely punctured in front, mesial line narrow; palpi rusty testaceous; prothorax subtransverse, rather roughly punctured; scutellum transverse, slightly emarginate at the tip; elytra nearly parallel, the apex of each rounded, punctures rather coarse and crowded at the base, a large irregular nearly median patch, and posteriorly small round spots, all of a pale grey, formed by condensation of the pubescence; body beneath black, very sparsely pubescent; legs and antennæ brown, with a scattered pubescence, the latter shorter than the body, and slightly spotted.

Length 7 lines.

*Ægomomus villaris.*

*Æ. ovatus*, piceus, tenuissime griseo-pubescent; prothorace transverso; elytris post medium plaga obliqua irregulari albescente.

*Hab.*—Gagie (prope Waigiou).

Ovate, pitchy, with a very thin greyish pubescence; head in front covered with a greyish ochraceous pile, and a spot of the same kind on each side of the vertex; prothorax transverse, coarsely punctured, an ochraceous spot on the disk anteriorly on each side; scutellum subtransverse; elytra with coarse punctures at the base, but gradually becoming obsolete towards the apex, a large irregularly angulated patch of ashy passing into grey at the side; body beneath pitchy, with a thin rusty-brown pile; legs and antennæ pitchy, sparsely pubescent, the latter with small greyish spots.

Length 6 lines.

*Ægomomus malignus.*

*Æ. oblongo-attenuatus*, niger, pube grisea minuta tectus; prothorace subtransverso; elytris macula grisea media, apice rotundatis.

*Hab.*—Mysol.

Narrowly oblong, brownish black, covered with a thin greyish

pubescence, composed of very minute hairs; head coarsely and sparingly punctured in front, the vertex more pubescent, mesial line not extending beyond the eyes; prothorax subtransverse, rather sparsely but very coarsely punctured; scutellum broadly transverse; elytra slightly rounded at the sides, coarsely and irregularly punctured at the base, but becoming gradually less so towards the apex, middle of each with an oblique greyish spot; body beneath dark brown, with a very thin pubescence; legs brownish black; antennæ as long as the body, covered with a rather long greyish pile.

Length 5 lines.

*Ægomomus ominosus.*

*Æ. oblongus*, piceus, tenuiter griseo-pubescentibus; prothorace transverso, impresso-punctato; antennis pedibusque castaneis, griseo-pubescentibus.

*Hab.*—Gilolo.

Oblong, pitchy, with a very thin and short greyish pubescence; head rather depressed between the tubers, sparingly punctured, with scarcely any mesial line, a few yellowish hairs about the mouth, the lip ferruginous; prothorax subtransverse, with scattered impressed punctures; scutellum broadly transverse; elytra very gradually rounded to the apex, coarsely punctured, the punctures smaller posteriorly, the apex of each elytron rounded; body beneath and legs reddish-pitchy, sparsely pubescent; antennæ longer than the body, covered with loose greyish hairs.

Length 6 lines.

*Ægomomus vexatus.*

*Æ. subangustus*, æneo-piceus, sparse griseo-pubescentibus et ochraceo-maculatus; prothorace æquato, punctis remotis adspersis, utrinque ochraceo-pubescente.

*Hab.*—Saylee.

Narrow, dark brown, tinged with brassy, and thinly covered with a greyish pubescence mixed with patches of ochraceous hairs; head with a few deep punctures in front, and clothed with longish ochraceous hairs; prothorax as long or longer than broad, the disc rather convex, with a few large punctures, the sides with patches of ochraceous hairs; scutellum transverse; elytra sparingly punctured at the base, gradually becoming nearly impunctate towards the apex, with several scattered ochraceous spots; body beneath and legs reddish-brown, thinly pubescent; antennæ longer



than the body, pale reddish-brown, clothed with grey and reddish hairs intermixed.

Length 5 lines.

*Ægomomus valgus.*

*Æ.* oblongus, piceus, griseo-pubesceus, maculis griseis ochraceisque variegatus; prothorace æquato, lateribus in medio parallelis, disco convexo; tibiis posticis curvatis.

*Hab.*—Dorey.

Oblong, light pitchy, with a greyish pubescence more condensed and forming spots occasionally, and with ochraceous spots intermixed; head roughly clothed with ochraceous and grey hairs; prothorax with greyish and ochraceous hairy patches, nearly concealing the few coarse punctures on the disc; scutellum very transverse, slightly pointed behind; elytra nearly parallel or only very slightly rounded at the sides, punctures scattered, and rather smaller towards the apex, covered with spots of greyish and ochraceous; body beneath and legs reddish-pitchy, sparingly pubescent, the hind tibiæ short and curved; antennæ as long as the body, slender, covered with longish grey hairs.

Length 4 lines.

*Ægomomus petechialis.*

*Æ.* brunneo-luteus, sparse pubescens; prothorace transverso; elytris tenuiter griseis, fulvo-maculatis, apice rotundatis.

*Hab.*—Morty.

Brownish-luteous, with a very thin greyish pubescence; head rather narrow, mesial line well marked, a few punctures between the eyes, the front rather closely covered with greyish hairs; palpi rusty-testaceous; prothorax much broader than long, convex, with a few coarse punctures on the disc; scutellum transverse; elytra coarsely punctured, rather broad at the base, narrowing posteriorly, and speckled with numerous small fulvous spots, the apex rounded; body beneath light chesnut-brown, the three intermediate abdominal segments paler, with a very thin pubescence; legs and antennæ brownish-luteous, thinly sprinkled with fulvous.

Length  $4\frac{1}{4}$  lines.

*Ægomomus infelix.*

*Æ.* luteus, tenuiter griseo-pubesceus; prothorace subtransverso; elytris griseo-nebulosis, apice singulorum rotundato.

*Hab.*—Gilolo, Batchian.

Luteous, with a very thin greyish pubescence; head coarsely

punctured in front, with a very fine mesial line; palpi rusty testaceous; prothorax subtransverse, coarsely punctured on each side, the punctures less frequent in the middle; scutellum transverse; elytra rather narrow at the base, the sides for about two-thirds of their length nearly parallel, the apex of each slightly rounded, punctures rather coarse, more crowded at the base, the pubescence near the scutellum and again behind the middle thinner than the rest; body beneath pale reddish, slightly pubescent; legs and antennæ with scattered greyish hairs, on the latter occasionally collected and forming obscure spots.

Length 4 lines.

*Ægomomus insularis.*

*Nyphona insularis*, Pascoe, Trans. Ent. Soc. ser. 2, v. 39.

Æ. oblongus, piceus, pube grisea ochraceo-variegatus; prothorace subtransverso; elytris plaga irregulari pone medium albescente et fusco-marginata.

Hab.—Sumatra? Aru, Bouru, Batchian, Amboyna, Flores, Lombok, Ternate, Timor.

Oblong, pitchy, covered with a coarse and varied ochraceous and greyish pubescence having more or less of a patchy or spotted appearance; head rather coarsely and closely clothed with pale ochraceous hairs; prothorax subtransverse, the lateral tooth produced, punctures on the disc few and coarse; scutellum subtriangular, obtuse at the apex; elytra slightly rounded at the sides, coarsely and sparingly punctured at the base, the apex rounded; body beneath dark brown, the pectus with a sparse greyish pubescence, the abdomen clothed with long, pale ferruginous hairs; legs pitchy, with patches of greyish hairs, the anterior tarsi black, varied with grey; antennæ rather shorter than the body, varied with little patches of ochraceous and grey.

Length 4—5 lines.

*Ægomomus musivus.*

Æ. oblongus, piceus, pube elongata grisea ochraceo-variegatus; prothorace subtransverso; elytris fortiter punctatis, pone medium plaga irregulari alba et fusco-marginata.

Hab.—Timor, Kaioa.

Closely resembles the last, but with a coarser and longer pubescence and larger punctures, which give a more spotted appearance to the coloration. The Kaioa specimen has more trigonate

elytra, with the sides slightly incurved behind the shoulders, and the punctures are perhaps not quite so coarse, but there appears to be nothing else to distinguish them.

Length 4 lines.

*Ægomomus uniformis.*

*Æ. rufo-piceus*, griseo- et fulvescente-pubescentis; prothorace amplo, subtransverso, confertim punctato; elytris basi latioribus, apice subrotundatis, obscure fulvo-maculatis.

*Hab.*—Bouru.

Reddish-pitchy, rather closely covered with a pale greyish but principally fulvous pile; head rather more quadrate in front, with a fine mesial line, and well clothed with coarse greyish hairs; palpi pale ferruginous; prothorax broad, rounded at the sides but slightly depressed above, rather closely punctured, the punctures partly concealed by the pubescence, this is rather less in the centre, giving the disc the appearance of having an oblong mark; scutellum subtransverse; elytra rather closely and coarsely punctured, broad and slightly depressed at the base, somewhat rapidly narrowing towards the apex, where each elytron is slightly rounded, the disc to the naked eye nearly uniformly grey, but under the lens it is very distinctly spotted with fulvous; body beneath with a close rusty-grey pubescence; legs and antennæ covered with a greyish pile, the latter spotted with pale brown and about a third longer than the body.

Length 6 lines.

*Ægomomus elusus.*

*Æ. pallide olivaceus*, griseo-pubescentis; prothorace subtransverso sparsim punctato; elytra angustiora, obscure fulvo-maculata, vage punctata, basi excepta, apice singulorum rotundato.

*Hab.*—Ceram.

Pale olive-yellow, with a somewhat sparse greyish pubescence; head with a very narrow mesial line, coarsely punctured, and thickly clothed with greyish hairs; palpi testaceous; prothorax subtransverse, rather narrow, coarsely punctured, covered with a nearly uniform greyish pile; scutellum transverse; elytra somewhat narrow, the sides very slightly receding towards the apex, rather closely punctured at the base, the punctures very much scattered beyond it, the pile nearly entirely greyish, but under the lens it is seen to be obscurely spotted with paler (*i. e.*, the hairs more closely set); body beneath chesnut-red, with a pale

rusty pubescence; legs and antennæ with a loose greyish pile, the latter a little longer than the body.

Length 5 lines.

*Ægomomus truncatus.*

*Æ.* olivaceo-niger, tenuiter griseo-pubescens; prothorace vix transverso, regulari, dente laterali minuto; elytris apice truncatis, lateribus concoloribus.

*Hab.*—Mysol.

Dark olivaceous, nearly black, with a very thin greyish pubescence; head coarsely punctured, nearly glabrous, with a well-marked mesial line; epistome testaceous; palpi pitchy; prothorax nearly as long as broad, coarsely and sparingly punctured, the lateral tooth very small; scutellum transverse; elytra coarsely punctured, but almost impunctate posteriorly, and nearly glabrous, except a few oblong or oblique patches of greyish hairs, principally behind the middle, the apex truncate or slightly emarginate; body beneath and femora black, thinly pubescent, a greyish fringe bordering the abdominal segments; tibiæ and tarsi with scattered greyish hairs; antennæ a little longer than the body, subglabrous.

Length 4 lines.

ATYPORIS.

*Caput* antice quadratum, tuberibus antenniferis validis. *Oculi* fere divisi. *Antennæ* corpore paulo longiores, setacæ; scapo obconico, articulis tertio quartoque æqualibus, cæteris gradatim decreescentibus. *Prothorax* vix transversus, subæquatus, haud tuberculatus, medio subcarinatus vel lævigatus, lateribus modice dentatus. *Elytra* oblongo-subtrigonata, basi haud cristata, apice integra, granulis nullis. *Pedes* antici robustiores, intermedii quam postici longiores. *Pro-* et *mesosterna* elevata.

The species comprised in this genus have a narrower and less bulky figure than most of the other species belonging to this sub-family. This is principally owing to the more trigonate elytra, which are also more depressed at the base, and without any carinæ or crests. The longitudinal line, more or less elevated, on the prothorax is smooth and without pubescence, and has therefore a more marked appearance, which with the subtrigonate elytra contribute to give the genus a character distinct from its

allies. Individuals vary considerably in the extent and depth of colour at the base of the posterior margin of the prothorax in all the species; there is a little depressed point on each side of the scutellum, free from pubescence, but in one individual of *A. jubata* there is no trace of this point.

*Atyporis jubata.*

*A. æreo-fusca*, pube grisescente variegata; prothorace medio fusco; elytris medio fascia lata cinerea fulvo-submaculata.

*Hab.*—Batchian.

Bronze brown, covered with a short close greyish pile; head with a few scattered punctures in front, mesial line narrow; prothorax coarsely punctured, a large well-defined brownish shining patch on the disc; scutellum transverse; elytra very coarsely punctured at the base, a broad pale cinereous band, obscurely spotted with fulvous, occupying considerably more than the middle third, especially towards the base, its posterior border irregular, margined with brown, or this band is only faintly represented posteriorly, the anterior margin entirely disappearing; body beneath luteous brown, with thinly scattered silky hairs; legs brownish-pitchy, with a sparse greyish pile; anterior tarsi broadly trigonate, and fringed in the male; antennæ brown, spotted with pale grey.

Length 4—7 lines.

*Atyporis sturnina.* (Pl. IV. fig. 7.)

*A. nigra*, pube dispersa cinerea; elytris pone medium fascia angustata fere obsoleta, basi fulvo-plagiatis.

*Hab.*—Aru.

Black, with a scattered ashy pile; head remotely punctured, mesial line very slender; prothorax somewhat irregular on the disc, *i. e.*, having a slightly transverse elevation in addition to the median line; scutellum transverse; elytra remotely and irregularly punctured, the base with a few almost obsolete fulvous patches, behind the middle an oblique but very indistinct narrow band, and near the apex another; except towards the base, where there is very little, the pubescence is more or less condensed on the rest of the elytra so as to form small ashy spots; body beneath dark brown, shining, with very little pubescence; legs and antennæ black, with a very slight pubescence.

Length 5 lines.

*Atyporis intermissa.*

*A. æreo-viridescens*, pube grisea fusco- et ochraceo-varia; elytris pone medium fascia interrupta irregulari fusca.

*Hab.*—Dorey.

Bronze-green, covered with a thin short dispersed pile of a dull greyish colour, obscurely mixed with ochraceous and brown; head with a closer yellowish-brown pile, especially on the epistome and lip, the punctures few and well defined; prothorax remotely punctured, the smooth shining space in the centre indefinitely bordered by the pubescence at the sides; scutellum broadly transverse; elytra rather shortly subtrigonal, irregularly and remotely punctured, the punctures closer anteriorly, the base with the pile closer and of a more uniform ochraceous, behind the middle a zig-zag much interrupted band, the angular spaces within the band anteriorly filled in with ochraceous; body beneath and legs dull brown, with a sparse greyish pile; antennæ about half as long again as the body, covered with a greyish-yellow pubescence.

Length 6 lines.

*Atyporis perversa.*

*A. fusca*, pube grisea fusco-varia; elytris medio subcinereo-plagiatis, apicem versus griseo-ochraceis.

*Hab.*—Batchian.

A female specimen only, resembles the last, but has no metallic tint, and the zig-zag imperfect band is replaced by an obscure ashy patch on a more uniform brownish pile, and towards the apex by a dull greyish ochraceous; body beneath and legs pale chesnut-brown, with a thin but very regular greyish pubescence; antennæ a little longer than the body (♀), brownish pubescent, with a few greyish spots.

Length 6 lines.

*Atyporis molesta.*

*A. picea*, pube pallide grisea cinereo-varia; prothorace medio linea angustata; elytris pone medium fasciis duabus fuscis flexuosis.

*Hab.*—Dorey.

Pitchy, covered with a tolerably dense pile of greyish varied with small patches of pale ashy; head coarsely and remotely punctured, greyish-brown; prothorax with coarse scattered punctures, greyish, obscurely clouded with fulvous, the median



longitudinal line very narrow; scutellum transverse; elytra remotely punctured, the punctures varying in size and very irregular, behind the middle two dark brown flexuous and ill-defined bands, at the sides, behind the shoulders, two brownish patches; body beneath greyish-brown, with pale silky hairs; legs covered with a mixed grey and brownish pile; antennæ brownish, with small spots of grey.

Length 7 lines.

#### ESCHIARODES.

*Caput* mediocre, antice transversum, tuberibus antenniferis validis.

*Oculi* parvi, profunde emarginati. *Antennæ* corpore longiores, validæ, setacæ, maculis pubescentibus vestitæ, vix ciliatæ; scapo brevi, subclavato, articulis tertio quartoque magis longioribus, cæteris subæqualibus, ultimo apice curvato. *Prothorax* capite multo latior, longitudine latitudini æqualis, utrinque tumidus, carina longitudinali medio instructus, lateribus antice bidentatus. *Elytra* irregularia, granulifera, basi latiora, lateribus sensim decrescientia, apice truncata. *Prosternum* postice dentatum. *Mesosternum* parvum, elevato-dentatum, postice bifidum. *Coxæ* anticæ maribus spina brevi recurva. *Pedes* validi, antici maribus subelongati; *protibiæ* rectæ; *tarsi* breves, articulo penultimo latiori.

The strongly marked mesial ridge on the prothorax will distinguish this genus from *Axiothea* (*post*, p. 72), to which it is nearly allied, but from which it also differs in the form of its prothorax, elytra, protibiæ, and the presence of spines on the anterior coxæ of the males. I have been very much puzzled with the first two species. No two congeneric forms can apparently be more distinct, but then intervening forms occur, which, with the exception of the mesial ridge (and not always then), offer scarcely any definite characters. Even the tooth on the anterior femora is absent in one specimen which there can be no hesitation in placing with *E. carinicornis*; and there are others where the description given for that species has only a partial application, varying more or less in each: these remarks are purposely confined to the males. Nevertheless (and subject to this explanation) I think it will be better to furnish the two forms with distinctive appellations. They appear to be very common where they occur, and the two will doubtless be found very difficult to separate. The colour varies from grey to pale ashy, which is more or less extended at the expense of the brown, and this sometimes, at least in *E. carinicornis*,

depends almost entirely on the amount of pubescence covering the derm.

*Escharodes interruptus.* (Pl. V. fig. 1.)

*E. fuscus*, griseo-varius; prothorace carina medio-interrupta, lateribus turgidis; femoribus anticis subcompressis, margine superiori producto.

*Hab.*—Morty, Gilolo.

Pubescence brown, varied with grey; head with a thin greyish pile, and a few scattered rugose punctures in front, median line confined to the vertex, a well-marked ridge on each side of it and another over the eye; epistome yellowish, lip smoky brown; mandibles black; palpi ferruginous; prothorax with the ridge interrupted, or not rising into a line in the middle, the sides turgid, and rugose from small tubercles; scutellum transverse; elytra rather elongate, with broad grey flexuous bands more or less confluent at the suture, seriate-punctate, the granules arranged in three lines, which are elevated at the base, but fading out towards the apex; body beneath with a thin greyish pubescence, spotted with brown on the breast and sides; legs rather long, dark brown mottled with grey, the basal joint of the tarsi grey, anterior femora subcompressed, the upper edge produced; antennæ about a third longer than the body, dark brown, the basal joints spotted with grey, the rest with grey at their junctions.

Length 11 lines.

*Escharodes carinicollis.*

*E. fuscus*, griseo-varius; prothorace carina haud interrupta, lateribus turgidis; femoribus anticis margine superiori dente valido instructis.

*Hab.*—Aru, Batchian, Dorey, Gilolo.

Glabrous, brown with grey pubescent patches; head as in *E. interruptus*, but the lip considerably shorter; prothorax with a strongly marked continuous ridge, the sides turgid and very rugosely tuberculate; scutellum transverse; elytra considerably shorter than in *E. interruptus*, the grey patches more distinctly separated from the brown and less confluent, and the granules on the most basal of the lateral patches very much larger; body beneath with a scanty pubescence; legs shorter than in *E. interruptus*, darker and less pubescent, and the antennæ more slender.

Length 9 lines.

*Escharodes paganus.*

*E. fuscus*, vel fusco-ferrugineus; prothorace medio fortiter carinato, lateribus granulorum lineis tribus elevatis; elytris basi carinato-granulatis.

*Hab.*—Aru.

Dark brown, or sometimes fulvous brown; head greyish in front with large black granules, median line extending nearly to the epistome, on the vertex a straight ridge on each side, and a shorter oblique one over each eye; mandibles black; palpi reddish-pitchy; prothorax subtransverse, mesial ridge strongly marked, with three rows of granules on each side; scutellum rounded behind; elytra coarsely punctured and covered with scattered granules, which are larger and chiefly set on two short basal ridges and on the shoulders, a few greyish specks posteriorly, sometimes a very distinct greyish patch at the side about the middle; body beneath with a thin rusty pubescence; legs rather short, dark brown; antennæ not much longer than the body, slender, dark brown.

Length 7 lines.

*Escharodes crimosus.*

*E. fuscus*; prothorace granulato, medio fortiter carinato; elytris vix granulatis.

*Hab.*—Saylee.

Dark brown; head coarsely punctured in front, a fine median line nearly to the epistome, two interrupted ridges on each side of the vertex; lip and epistome black with rusty hairs; palpi ferruginous; prothorax quite as long as broad, the median ridge strongly marked, disc at the sides somewhat turgid and covered with closely-set coarse granules; scutellum transverse; elytra coarsely punctured, a few granules only at the base, where there are also traces of two short ridges, the sides with greyish reticulated lines, one series before the middle, another directly behind it; body beneath with a very sparse ferruginous pile; legs rather short, dark brown; antennæ half as long again as the body, slender.

Length 6 lines.

## ΑΧΙΟΘΕΑ.

*Caput* antice transversum, tuberibus antenniferis validis. *Oculi* parvi, profunde emarginati. *Antennæ* corpori æquales, attenuatæ, pubescentes, vix ciliatæ; scapo brevi subclavato,

articulis tertio quartoque curvatis æqualibus scapo longioribus, cæteris brevioribus et subæqualibus, ultimo hamato. *Mandibulæ* validæ. *Prothorax* transversus, capite multo latior, granulatus et irregularis, lateribus tuberculatus. *Elytra* latiora, granulifera, basi subcristata, lateribus sensim rotundata, apice integra, humeris producta. *Prosternum* elevatum, postice dentatum. *Mesosternum* elevatum, antice dentatum. *Pedes* mediocres; *protibiæ* flexuosæ; *tarsi* breves, angusti.

I have already (p. 70) pointed out in what respects this genus differs from *Escharodes*, its nearest ally. The first described species differs very much in the depth of its colours, the dark brown being replaced by light brown, and this again by grey, the median patch only showing feebly. With regard to *A. distincta*, its colour is also variable, but it may be readily distinguished from *A. strenua* by the smaller and more scattered granules. *Axiothea invida* is characterized by a well-marked basal crest on each elytron; in the first two species it is little more than a raised line. This also appears to be very variable as to colour.

*Axiothea strenua.*

*A. fuscescens*; elytris basin versus fuscis, plaga magna mediana obliqua pallide grisea.

*Hab.*—Amboyna, Batchian, Morty, Mysol, Kaioa.

Mostly pale brown; head dull brown, with scattered punctures in front, median line slightly marked and confined to the vertex; lip and mandibles black; prothorax much broader than the head, very irregular, with small scattered granules; scutellum scarcely transverse, rounded behind; elytra much broader than the prothorax at the base, covered at regular intervals with small black glossy granules, the base generally pale, then darker brown, shading into the pale grey or whitish patch at the side about the middle, then dark brown becoming paler towards the apex; body beneath with a thin pale greyish pubescence; legs and antennæ brown, spotted with grey.

Length 8—10 lines.

*Axiothea distincta.* (Pl. IV. fig. 6.)

*A. pallide cervina*; elytris basin versus et plagis duabus posticis fuscis, fascia lata mediana albo-grisea.

*Hab.*—Ceram.

Pale fawn-grey; head yellowish-brown, with scattered punc-

tures, median line confined to the vertex; epistome and lip closely covered with long brownish hairs; mandibles black; prothorax pale fawn, with a brown patch on each side at the base, granules small and scattered; scutellum rounded behind; elytra with a very dark brown triangular patch on each side near the base, followed by a broad oblique band, fawn-coloured at the suture and side, but between nearly white, then a dark brown small oblique patch, and towards the apex a round dark spot; body beneath covered by a compact greyish-yellow pubescence; legs and antennæ brownish, spotted with grey.

Length 10 lines.

*Axiothea invida.*

*A. murina* vel nigra; elytris plaga laterali mediana alba.

*Hab.*—Batchian.

Greyish-brown, or (in one specimen) nearly entirely dull black; head with scattered punctures in front, the median line confined to the vertex; lip dark brown; mandibles black; prothorax more transverse, very irregular, a slightly raised cruciform protuberance in the middle, granules few and scattered; scutellum rather pointed behind; elytra covered with prominent scattered glossy black granules, the basal ridges less marked, except the innermost, which is raised into a very decided crest, about the middle and at the side a very distinct white patch; body beneath reddish-chestnut, with a thin greyish pile; legs and antennæ brown, spotted with grey.

Length 6 lines.

SOTADES.

*Cuput* antice subtransversum, tuberibus antenniferis validis, basi vix approximatis. *Oculi* parvi, in partes duas æquales fere divisi. *Antennæ* maribus corpore longiores, feminis æquales, validæ, sublineares, ciliatæ, dense pubescentes; scapo pyriformi, articulo tertio scapo duplo longiore, quarto et cæteris brevioribus, ultimo apice maribus curvato. *Mandibulæ* robustæ. *Prothorax* rugosus, latitudine et longitudine æqualis vel transversus, antice angustior, capite latior, elytris paulo latior. *Elytra* oblonga, lateribus fere parallela, apice subintegra, vel spinâ suturali. *Pro-* et *mesosterna* elevata, rotundata. *Coxæ* anticæ maribus breviter spinosæ. *Pedes* robusti, antici elongati; *tibiæ* curvatæ, præsertim anticæ; *tarsi* lati. *Abdominis* segmentis subæqualibus, ultimo truncato.

Four coarse uncouth-looking species comprising this genus are in the collection. In addition to the diagnoses that may be gathered from the table (*ante*, p. 58), the absence of armature at the sides of the prothorax will serve at once to distinguish it from *Escharodes* and *Axiothea*, its nearest allies. The species of *Sotades* have all a black shining derm, closely covered with short flat hairs or scales of various shades of grey, with the usual irregular oblique patch or band just behind the middle, which characterizes so many of this sub-family. It may be observed, however, that these scales appear very liable to be rubbed off. From amongst this pubescence numerous small black shining granules crop up.

*Sotades platypus.* (Pl. VI. fig. 4.)

*S. grisescente-squamosus* ; prothorace æquali, apice lineis duabus transversim impressis ; antennis subfiliformibus, in-crassatis.

*Hab.*—Ternate, Kaioa, Morty.

Closely covered with a pale greyish scaly pubescence, except where the granules appear ; head with numerous small granules in front, almost buried in short thickly-set scales, a whitish patch below the eye, the median line confined to the back of the vertex ; epistome lemon-yellow, short ; lip narrowed at the base ; mandibles black ; palpi pitchy ; prothorax about equal in length and breadth, irregular with mostly transversely-oblong granules, two depressed lines towards the apex, the anterior the most marked ; scutellum transversely scutiform ; elytra very convex, the granules mostly in lines, behind the middle an irregular zig-zag paler patch mixed with dark brown towards the suture ; body beneath grey, spotted with brown ; legs very robust, the femora finely granulated ; tarsi broad, all covered with a rather delicate pile, sprinkled with darker grey ; antennæ with the thickness of the joints diminishing very slightly towards the apex, about a third longer than the body in the male, brownish with very distinct grey spots.

Length 14 lines.

*Sotades caprinus.*

*S. griseo-squamosus* ; prothorace æquali, apice haud lineato ; elytris granulis sparsis vestitis ; antennis setaceis.

*Hab.*—Morty, Batchian.

Covered with a dark-grey pubescence ; head dark brown, with coarse depressed points and without granules, a few scattered



pale greyish hairs in front, a whitish patch below the eye; median line well marked, extending to between the eyes; epistome and lip rather short; mandibles black; palpi pitchy; prothorax equal in length and breadth, with numerous granules of varied size, no depression anteriorly; scutellum rounded behind; elytra brownish-grey, paler at the base, an oblique pale patch behind the middle, followed by another towards the apex; granules few and confined nearly to the basal half; body beneath with a thin greyish pubescence; legs and antennæ brown with greyish spots, the latter setaceous, and about a quarter as long again as the body.

Length (♂) 10 lines; (♀) 12 lines.

*Sotades fatidicus.*

*S. fuscescens*-pubescens; prothorace æquali, apice haud lineato; elytris granulis numerosis vestitis; antennis setaceis.

*Hab.*—Kaioa.

Covered with a thin darkish-brown pubescence; head dark brown, coarsely punctured in front, each puncture with a single white hair at its base, median line well marked, a whitish patch below the eye; epistome and lip rather short, the former yellowish; mandibles glossy black; palpi pitchy; prothorax equal in length and breadth, with transversely oblong granules, no impressed line in front; scutellum transverse, rounded behind; elytra darkish brown, a greyish oblique patch behind the middle, and two or three less distinct towards the apex, granules numerous, rather closely set; body beneath and legs dark chesnut, with a very few scattered hairs only; antennæ a little longer than the body, setaceous, slightly sprinkled with greyish.

Length 9 lines.

*Sotades agrestis.*

*S. griseo-pubescens*; prothorace transverso; antennis setaceis.

*Hab.*—Ternate.

Pubescence brownish-grey; head dark ferruginous brown, rugosely tuberculate in front, two or three greyish spots below the eye, median line distinct; lip and epistome rather short, covered with yellowish-brown hairs; mandibles black; palpi pitchy; prothorax transverse, the granules small and somewhat scattered; scutellum rounded behind; elytra brownish-grey, with a pale oblique patch nearly at the middle, and irregular indistinct spots behind it, granules scattered over the whole elytra, but

becoming smaller and less frequent towards the apex; body beneath greyish, speckled with brown; legs brown, speckled with grey; antennæ about as long as the body, brown with grey spots. Length 12—13 lines.

## SYMPHYLETES.

*Symphyletes*, Newman, The Entom. i. 362.

*Caput* antice subquadratum, tuberibus antenniferis approximatis vel distantibus. *Oculi* profunde emarginati. *Antennæ* corpori æquales, vel multo breviores, vel multo longiores, ciliatæ vel fere glabræ; scapo pyriformi vel obconico, articulo tertio scapo duplo vel triplo longiore, quarto cæterisque brevioribus plus minusve decrescentibus, articulo ultimo apice sæpe curvato. *Prothorax* subtransversus, raro quadratus, aliquando rugosus, dente minuto antice instructo, rarissime obsoleto. *Elytra* oblonga, generaliter subparallela, æquata vel basi cristata, apice integra vel emarginata vel truncata. *Pedes* modice robusti, *coxæ* anticæ maribus aliquando spinosæ. *Pro-* et *mesosterna* elevata.

It will be seen from the above how difficult it is to formulate, with any degree of precision, the characters of a large longicorn genus. I have thirty-six species now before me, all Australian, except the three described below, each of which is very distinct or even isolated, as is the case with some others which have been referred to the genus. It is, however, to be observed that *Symphyletes* is a very heterogeneous genus, but it would only retain *S. nodosus*, Newm., the type, if it were to be divided, and then seven or eight more genera would have to be formed. At the same time *Pentheia* and *Rhytiphora* are scarcely to be distinguished from *Symphyletes* as it stands at present. The question is, does this group form only a single genus of highly individualised species, or is it a collection of many genera? I believe if the same principles are applied as to other genera, especially of European Coleoptera, that the question must be answered in the second alternative.

*Symphyletes Wallacei.*

S. rufo-castaneus, pube fulvida tectus; prothorace inermi, fasciis castaneis fulvisque alternatis; elytris subelongatis, pauci-granulatis, apice oblique emarginatis, lateribus albo-fulvoque marginatis.

*Hab.*—Matabello.

Reddish-chesnut, with a short fulvous pubescence slightly mixed with grey; head greyish-fulvous in front, with two fulvous lines on each side of the vertex, mesial line well marked; prothorax nearly impunctate, subtransverse, the base and apex of equal breadth, the sides slightly irregular, several narrow but well-marked lines of chesnut and fulvous crossing transversely, the chesnut portions clothed with a very thin greyish pile; scutellum somewhat scutiform but broad at the base, the sides incurved, the apex broadly truncate; elytra very regular, rather elongate, much broader than the prothorax at the base, the sides gradually decreasing posteriorly, the apex broadly and obliquely emarginate with the external angle projecting, a few depressed granules concolorous with the derm and chiefly confined to the sides, the external border on each side with a broad white stripe blotched with fulvous; body beneath with a fulvous pile, the derm here and there showing itself in small spots; antennæ scarcely longer than the body, brown clothed with fulvous hairs, and closely fimbriated beneath; legs also brown, with a fulvous pile.

Length 11 lines.

*Symphyletes pustulosus.*

*S. rufo-luteus*, pube grisea fulvaque tectus; capite prothoraceque fuscis, lineis ochraceis ornatis, hoc dente minuto instructo; elytris subcylindricis, pauci-granulatis, apice infuscatis, rotundatis, ante medium griseo-plagiatis.

*Hab.*—Aru.

Reddish-luteous with a pile varying in closeness, yellowish or ochraceous and grey; head dark chesnut-brown, beautifully striped with ochraceous, longitudinally on the vertex, but transversely below the eyes, the front with a greyish pile, mesial line very narrow; prothorax transverse, the sides nearly parallel, chesnut-brown with a thin greyish pubescence and marked with intricate ochraceous lines; scutellum broadly scutiform; elytra subcylindrical, thinly covered with a yellowish pile, except a large patch of close greyish hairs before the middle nearly forming a band across, and having a few glossy granules of the same colour as the derm, the apex rounded and dark brown at the margin; body beneath reddish-chesnut, lighter on the abdomen, with little intricate lines and spots of ochraceous; antennæ a little longer than the body, clothed with yellowish hairs and not fimbriated beneath; legs short with a yellowish pile, and having a black ring on the distal extremity of the femora.

Length 8 lines.

*Symphyletes squamosus.*

*S. piceus*, griseo-squamosus; prothorace irregulari, dente laterali valido, acuto; elytris apice truncatis, margine exteriori albo-plagiatis.

*Hab.*—Dorey.

Pitchy-black, covered with short appressed greyish scales, by which it may be known from all others of the genus; head broad in front and slightly concave, the mesial line slender; palpi pitchy; prothorax transverse, sparingly punctured, the disc somewhat irregular, the lateral tooth well marked and acute; scutellum slightly pointed; elytra oblong, coarsely punctured, the interspaces between the punctures at the base being here and there raised into granuliform glabrous eminences, the side anteriorly with a pure white oblique patch composed of very densely-set hairs, the apex truncate or slightly emarginate; body beneath brown with coarse grey hairs; legs and antennæ covered with a brownish-grey pile interspersed with whitish hairs, the latter a little longer than the body.

Length 5 lines.

ECZEMOTES.

*Caput* antice subtransversum, tuberibus antenniferis validis. *Oculi* mediocres, profunde emarginati. *Antennæ* corpore breviores, setaceæ, maculis pubescentibus vestitæ, haud ciliatæ; scapo subelongato, modice attenuato, articulo tertio scapo multo longiore, cæteris gradatim decrescentibus. *Prothorax* transversus, æquatus, postice latior, granulatus, lateribus antice bidentatus, capite multo latior. *Elytra* ampla, æquata, granulata, lateribus fere parallela, postice rotundata, apice truncata. *Prosternum* elevatum, rotundatum, canaliculatum. *Meso-sternum* elevato-dentatum, postice truncatum. *Pedes* validi; *tibiæ* anticæ subcurvatæ, modice elongatæ.

The type of this genus is *Penthea conferta*, Pasc.; but although from the true *Pentheæ* it is different in habit and coloration, I can find no primary character by which to separate it technically, except the toothed prosternum as contrasted with the rounded prosternum of *Penthea*. As secondary characters we have the prothorax broader at the base than at the apex, and the elytra entirely destitute of the elevated lines that distinguish every species of *Penthea*, *P. granulosa*, Guérin, alone excepted, but which is probably not a true *Penthea*. The three species described below are tolerably homogeneous, except that

*E. agnata* departs slightly from the others in the narrower and more irregular prothorax. The head in all is considerably narrower than the prothorax, which, again, is also, notwithstanding its breadth at the base, much narrower than the elytra.

*Eczemotes conferta.*

*Penthea conferta*, Pascoe, Trans. Ent. Soc., ser. 2, v. 40.

*E. pube fuscescente-grisea et pallide grisea varia*; prothorace postice transversim bi-impresso; elytris apice truncatis.

*Hab.*—Aru.

Derm pitchy-black, covered with a very short brownish-grey pile varied with pale grey, and having the whole of the upper surface, including the first joint of the antennæ and femora, dotted with numerous black shining granules, each having at its base posteriorly a short stiff hair; head with several granules anteriorly, the median line nearly obsolete; prothorax with two broad transverse impressions posteriorly (exclusive of the ordinary marginal line); scutellum transverse, rounded behind; elytra truncate at the apex, behind the middle an oblique pale cinereous patch, sometimes a few patches also anteriorly; body beneath and legs with an irregular ochraceous pile; antennæ brown, sprinkled with ochraceous.

Length 10—12 lines.

*Eczemotes atomaria.* (Pl. IV. fig. 4.)

*E. pube pallide cinerea et cinerea varia*; prothorace postice transversim impresso; elytris apice truncatis.

*Hab.*—Kaioa.

Derm pitchy-black, covered with a very pale ashy pile varied with darker ashy blotches, and furnished, especially on the prothorax and elytra, with still more numerous black glossy granules, with a short stiff hair at the base of each; head punctured in front, with few granules, a double row, however, on the vertex, no median line; prothorax with only one impression anteriorly (exclusive of the usual marginal line); scutellum transverse, rounded behind; elytra truncate at the apex, patches of a smoky grey, especially at the sides, varying the very pale ashy of the remainder; body beneath dark brown, shining, with an extremely delicate greyish pile; legs and antennæ brown, sprinkled with ashy.

Length 12 lines.

*Eczemotes agnata.*

*E. picea*, pube ferruginea tecta; prothorace irregulari, antice linea transversa impressa, disco duobus tuberculis vix elevatis.

*Hab.*—Saylee.

Dark pitchy-brown, thinly covered with a short ferruginous pile, a few black glossy granules on the base of the elytra only; head coarsely punctured in front, four lines of yellowish-ferruginous hairs on the vertex, the median line narrow but deeply impressed; prothorax irregular, especially at the sides, a transverse sulcation anteriorly, another behind, between them two flattish bosses, one of the teeth at the side produced; scutellum transverse, rounded behind; elytra truncate at the apex, the outer angle produced, the granules confined to the basal half, the rest coarsely punctured; body beneath brown, with a thin yellowish-ferruginous pile; legs and antennæ brown, with a sprinkling of ferruginous.

Length 10 lines.

## ÆLARA.

*Ælara*, J. Thoms., Syst. Ceramb. p. 55.

*Caput* antice subtransversum, tuberibus antenniferis distantibus.

*Oculi* mediocres, profunde emarginati. *Antennæ* corpore breviores vel vix longiores, setaceæ; scapo ovato, articulo tertio quarto haud longiore, cæteris gradatim brevioribus.

*Prothorax* capite latior, subtransversus, rugosus vel irregularis, dentibus lateralibus tuberculiformibus. *Elytra* oblonga vel subcylindrica, apice truncata. *Mesosternum* elevatum.

*Pedes* æquales, breves; *femora* vix clavata; *tibiæ* posticæ et intermediæ tarsis breviores.

The following, the only species of *Ælara* in Mr. Wallace's Collection, was published by me some time ago under the name of *Niphona arrogans*; but there are several others from the Continent, such as *N. Ferdinandi*, *N. cylindræa*, *N. pannosa*, *N. excisa*, &c. The first of these has been recently separated from *Niphona* by M. James Thomson under the name here adopted, and the others just mentioned are undoubtedly congeneric. In both genera the tibiæ of the posterior and intermediate legs are shorter than their respective tarsi. M. Mulsant attributes to *Niphona* 12-jointed antennæ, the last almost rudimentary; but I have not been able to realize this character.



*Ælara arrogans.* (Pl. IV. fig. 5.)

*Niphona arrogans*, Pascoe, Journ. of Entom. i. 338.

*Æ. fusca*, griseo-pubescentis, varia; prothorace medio sex-cristato; elytris elongatis, rude punctatis, basi subcristatis, apice emarginatis.

*Hab.*—Sarawak.

Dark brown, with a pale greyish pubescence, varied with darker grey or light brown; head greyish with a few scattered punctures; mandibles dark brown; palpi luteous; prothorax pale brownish and grey, or greyish and fulvous posteriorly, the disc with a series of six short longitudinal crests, forming a curved line sweeping round from the two lateral tubercles to near the base; scutellum small, transverse; elytra rugosely subplicate longitudinally, with numerous coarse crowded punctures, gradually tapering from the base, and a little prolonged posteriorly, the apex deeply emarginate; in one specimen the colour is lighter, the grey on the elytra being partially replaced by white; body beneath covered with a dull grey pile; legs varied with grey and brown; antennæ nearly as long as the body in the male, much shorter in the female, brown, obscurely spotted with grey.

Length 10—11 lines.

#### ISCHIOPLITES.

*Ischioplites*, J. Thoms., Syst. Ceramb. p. 53.

*Caput* antice transversum, tuberibus antenniferis distantibus.

*Oculi* ampli, profunde emarginati. *Antennæ* validæ, corpore paulo longiores; scapus modice clavatus, articulo tertio scapo longiore, quarto et quinto gradatim brevioribus, cæteris æqualibus, ultimo apice recto. *Prothorax* tumidus, irregularis, lateribus fere obsolete tuberculatus. *Elytra* oblonga, apice emarginata. *Pedes* robusti; *protibicæ* curvatæ, intus dentatæ. *Coxæ* antice maribus spinosæ. *Mesosternum* antice productum.

When the single species composing this genus was published, I referred it to *Symphyletes*; it has, however, a habit different from any of the species of that genus, and the presence of a strong tooth on the anterior tibiæ of the male is a sufficient justification for separating it. The spine on the anterior coxæ is unusually long, and of course is not present in the female.

#### *Ischioplites metutus.*

*Symphyletes metutus*, Pascoe, Trans. Ent. Soc. ser. 2, v. 40.

l. pube grisea fuscaque mixtus, et ochraceo-irroratus; elytris apice extus spinosis.

*Hab.*—Aru, Dorey.

Pubescence dark brown, varied with whitish or greyish and spotted with ochraceous; head with glossy ovate tubercles in front, mixed with ochraceous hairs, these form lines round the eyes and on the vertex; lip and epistome short; mandibles glossy black; palpi pitchy; prothorax irregularly tumid, transversely sulcated near the base, and a little depressed at the apex, covered with a thin ochraceous pile, mixed with irregular glossy tubercles; scutellum subtransverse, rounded behind; elytra broad at the shoulder, diminishing with a gently rounded outline to the apex, which is strongly emarginate with the outer angle produced, the base with several small glossy-black granules, on each elytron there are four slightly elevated lines, the two outer and the two inner meeting near the apex, the side with four or five light greyish or white patches spotted with ochraceous, which by their union form a large semicircular blotch with its convexity towards the suture, another patch of light grey and ochraceous on each side the scutellum, and a third common to both elytra behind, sometimes, also, other patches near the apex; body beneath, legs and antennæ more or less thinly spotted with grey; spine of the anterior coxæ nearly as long as the femora.

Length 12 lines (♀ 10 lines).

ABRYNA.

*Abryna*, Newman, The Entom. i. 289.

*Caput* antice subtransversum, latissimum, medio carinatum, vertice elevato, tuberibus antenniferis distantibus. *Oculi* mediocres, profunde emarginati. *Antennæ* corpore vix longiores; scapus modice clavatus, articulo tertio scapo longiore, cæteris gradatim brevioribus. *Mandibulæ* magnæ. *Prothorax* transversus, fortiter lateribus bidentatus. *Elytra* oblonga, apice truncata vel rotundata. *Mesosternum* elevatum, antice productum. *Abdomen* segmentis subæqualibus. *Pedes* robusti, antichi longiores; *tarsi* dilatati, articulo ultimo mediocri.

Mr. Newman founded this genus on a Manilla longicorn, the *Abryna cœnosa*; to this he successively added four other species, which he referred to the same genus. Three of these I have since proposed to separate under the generic name of *Aprophata* (Journ. of Entom. i. 342), which, from their small humeral angles, seem to approach the *Dorcadioninæ*. The Baron de Paiva has also published a fine Cambodian species under the name of *Abryna Regis Petri*,\* and with those described below the

\* Descrição de dois Insectos Coleopteros de Camboja, 1860. I protest against double specific names, such as *Niphona Regis Ferdinandi* and *Abryna*

number of known species will be raised to five. Of the two recently published by Professor Westwood, one (*Abryna Semperi*, Trans. Ent. Soc. ser. 3, i. 630) evidently belongs to *Aprophata*.

*Abryna buccinator.*

*A. fusca*, subnitida, pube grisea plagiata et irrorata; prothorace capite paulo angustiori; elytris apice truncatis.

*Hab.*—Sumatra.

Dark brown, almost inclining to olive, and somewhat glossy, with a very sparse greyish pubescence, except where the spots and patches occur; head large and very broad, especially below the eyes; epistome and lip elongate, pale yellowish; mandibles and palpi pitchy; prothorax rather narrower than the head (not broader, as in *A. Petri*), subtransverse, with the pubescence much scattered, the upper tooth forming more of an angle from the side (less of a tubercle than in *A. Petri*); scutellum rounded behind; elytra rather irregularly punctured, the pubescence condensed on parts to form spots and patches, the former are scattered in the intervals of the patches; these, as in the other species, form two irregular bands, interrupted, however, at the suture, and a few confluent somewhat indefinite blotches towards the apex, there is also a still more indefinite condensation at the base, the apex truncate; body beneath with a thin ochraceous-greyish pile, especially on the abdomen; legs spotted with greyish; antennæ, except at the base, almost glabrous.

Length 11 lines.

*Abryna rubeta.*

*A. fusca*, subnitida; elytris fasciis duabus rufo-griseo-pubescentibus ornatis, apice rotundatis.

*Hab.*—Sarawak.

Dark brown, subnitid, pubescence mostly in patches; head with rather a coarse but thinnish grey pile; lip and epistome short, covered with grey hairs; mandibles black; palpi dark brown; prothorax about the breadth of the head, subtransverse, covered with a dull greyish pile; scutellum small, rounded behind; elytra irregularly punctured, generally two or three pale hairs at the bottom of each puncture, with two broad wavy bands

*Regis Petri.* It seems to me that any such invasion of the binomial system of nomenclature should be resisted, and the names be either ignored altogether, or modified by limitation to the least objectionable of the two words intended to form the specific name.

—one before, the other behind the middle—composed of densely-set reddish-grey hairs, between the two bands and behind the second several scattered spots of the same character, the apex rounded; body beneath covered with grey hairs, except the middle of each abdominal segment; legs with a yellowish-grey pubescence, especially the posterior and intermediate tibiæ; antennæ dark brown, nearly glabrous.

Length 10 lines.

In coloration this species approaches *A. coenosa*, from which it will be at once distinguished by the rounded apex of the elytra.

MÆCHOTYPA.

*Mæchotypa*, J. Thoms., Syst. Ceramb. p. 55.

*Caput* antice quadratum, tuberibus antenniferis validis, basi approximatis. *Oculi* profunde emarginati. *Antennæ* maribus corpore longiores, fœminis breviores; scapo brevi vel pyriformi vel subcylindrico, articulo tertio scapo duplo vel triplo longiore, cæteris plus minusve gradatim decrescentibus. *Prothorax* subtransversus, irregulariter tuberculatus, lineis duabus transversis impressus. *Elytra* oblonga, basi cristata vel subcristata, apice rotundata. *Pedes* validi, modice elongati; *tibiæ* anticæ subcurvatæ, *tarsi* dilatati, in maribus fimbriati. *Prosternum* elevatum, antice perpendiculare.

The species of this genus are more robust than *Niphona* and differ in several important particulars, especially in the prosternum having its anterior portion perpendicular. *Niphona thoracica*, Wh., and *Niphona suffusa*, Pasc., must be referred to it, although the former differs in its somewhat cylindrical scape; it is also peculiar for a singular wedge-shaped cleft in the prothorax. *Mæchotypa suffusa* (with which *M. arida*, Thoms. l. c., is probably identical) has three beautiful rose-coloured lines on each elytron, the under parts are also tinged with the same colour, and the two basal joints of the anterior tarsi have a pinkish hue.

*Mæchotypa marmorea.*

*M. fusca*; elytris quasi albo-reticulatis; tarsis anticis nigris.

*Hab.*—Sarawak.

Pile short and closely set on a jet-black derm; head reddish-grey, median line deeply impressed, mandibles and palpi black; prothorax reddish-grey, with a posterior central and two lateral lines, and the base at the sides dark brown; scutellum transverse, rounded behind, dark brown, except a narrow strip on each side;

elytra with the basal crest nearly obsolete, pale greyish, the base dark brown and rather roughly punctured, the rest with very shallow punctures and spotted with light brown, so as to give the grey a reticulated appearance, towards the apex the spots become larger and the grey acquires a reddish tinge; body beneath with a dull reddish-grey pile; legs reddish-grey, the femora ringed with dark brown, the lower portion of the tibiæ nearly entirely dark brown, or almost black, except the posterior, which are only spotted with that colour; tarsi black, except a small part at the base of the second joint of the anterior pair, and nearly the whole of the corresponding joints of the intermediate and posterior, which are greyish; antennæ not quite half as long again as the body, reddish-grey, all the joints, from the third inclusive, dark brown, on the distal half.

Length 11 lines.

#### EXARRHENUS.

*Caput* antice subquadratum, tuberibus antenniferis validis, basi approximatis. *Oculi* divisi. *Antennæ* corpore longiores; scapo elongato-ovato, articulis tertio et quarto multo longioribus, cæteris brevioribus et subæqualibus, ultimo apice curvato. *Prothorax* subtransversus, granuliferus, disco bituberosus, dentibus duobus lateralibus fere obsoletis. *Elytra* oblonga, subparallela, granulifera, lineis subelevatis instructa. *Pedes* modice elongati, antichi robustiores, postici tenuiores, *tibiæ* anticæ curvatæ, intus dentatæ; *coxæ* anticæ maribus spinosæ. *Mesosternum* antice rotundatum.

The fore tibiæ of the males toothed on the inner edge, a peculiarity also found in *Xiphotheata*, and the granuliferous prothorax, will distinguish this genus, which has also a peculiar aspect owing in part to the elevated lines on the elytra, and the more slender legs and antennæ. From *Escharodes* (*ante*, p. 70) it differs at once in its rounded mesosternum.

#### *Exarrhenus egens.* (Pl. V. fig. 5.)

*E. piceus*, pube tenuissima vestitus; elytris albo-variis.

*Hab.*—Saylee.

Pitchy, the pile exceedingly thin; head with scattered punctures in front, a few whitish hairs below the eyes principally, and a double loop-line on the vertex of ochraceous hairs; lip and epistome short; mandibles glossy black; palpi pale ferruginous; prothorax very slightly transverse, with two large but not elevated

tubers on the disc, and an impressed line between them, thinly covered with an ochraceous pile, from which crop up numerous small glossy-black granules; scutellum small, rounded behind; elytra with a scanty greyish pile, slightly spotted with ochraceous, round the scutellum and at the side large patches of whitish, the base with several glossy-black granules, three or four slightly elevated lines extending to near the apex; body beneath dull chesnut-red, and thinly pubescent; antennæ and legs pitchy, with a few spots of white hairs; the femora with long white hairs.

Length 6—7 lines.

MENYLLUS.

*Caput* antice subquadratum, tuberibus antenniferis basi vix approximatis. *Oculi* fere divisi. *Antennæ* corpore paulo longiores, ciliatæ; scapo pyriformi, articulo quarto tertio longiore, cæteris brevioribus, ultimo apice curvato. *Prothorax* subquadratus, irregularis. *Elytra* basi cristata, postice angustiora, apice emarginata. *Pedes* modice elongati, antici robustiores, postici tenuiores. *Coxæ* anticæ maribus spinosæ. *Mesosternum* antice dentatum.

The form of the scape, in conjunction with the irregular prothorax and spined anterior coxæ of the male, will technically distinguish this genus. The table (*ante*, p. 58) will show how it differs from *Escharodes*, *Ælara* and *Exarrhenus*, to any one of which it might be referred except for certain characters, to which it is necessary to adhere if we would differentiate these genera satisfactorily. In habit *Menyllus* most closely resembles the Australian genus *Platyomopsis*, which, however, *inter alia*, has the antennæ of *Symphyletes*.

*Menyllus maculicornis.* (Pl. V. fig. 6.)

M. rufo-piceus, pube albescente tectus; antennis pedibusque albo-maculatis.

*Hab.*—Aru.

Covered with a thin whitish pile on a reddish-pitchy derm; head pitchy, with a few sparse hairs, sparingly punctured in front, median line slightly impressed; lip and epistome very short, pale ferruginous; mandibles black; prothorax nearly quadrate, the sides irregular, two tubercles on the disc on each side, an oblong naked spot posteriorly between them; scutellum rather narrow, rounded behind; elytra irregularly punctured, the base with a narrow longitudinal crest, crowned with erect hairs, the sides



gradually rounded to the apex, which is sinuately emarginate, at the middle on each elytron but nearly approaching the suture a curved glabrous line, at the side behind and again near the apex two others but less defined (these are probably due to abrasion, those parts of the elytra being elevated and therefore more exposed); body beneath with a thin whitish pile, the abdominal segments margined with ochraceous; antennæ and legs pitchy-brown, with very distinct white spots composed of short closely-set hairs.

Length 8 lines.

#### DAXATA.

*Caput* validum, antice quadratum, tuberibus antenniferis apice productis, basi approximatis. *Oculi* parvi, profunde emarginati. *Antennæ* corpore longiores, robustæ, ciliatæ; scapo incrassato, pyriformi, articulo tertio scapo magis longiore, quarto tertio brevior, cæteris subæqualibus. *Prothorax* transversus, lateribus muticus, linea transversa ante medium impressa. *Elytra* brevia, lata, subparallela, basi singulorum tuberculata. *Pedes* robusti, *tarsi* perbreves. *Mesosternum* antice rotundatum.

In this very distinct genus the lower lip is large and cordiform, and fringed with long yellowish hairs. The scape is unusually thick, the fore tibiæ are enlarged at the extremity, and the tarsi, especially the anterior, are very short. The genus does not appear to have any near ally.

#### *Daxata camelus.* (Pl. IV. fig. 2.)

*D. fulvescens*, nigro-maculata; antennis pedibusque annulatis.

*Hab.*—Sarawak.

Covered with a short, close, clouded dark-fulvous pile, and dotted with small black spots, which are less distinct and more or less confluent on the prothorax; head nearly as broad as the prothorax, covered, except on the vertex, with a fulvous and whitish pile; epistome and lip pale yellow; mandibles and palpi pitchy-brown, shining; prothorax rather broader than long, the sides a little rounded, the disc somewhat irregular, with two transverse sulcations; scutellum obtuse behind; elytra much wider than the prothorax, short and broad, and abruptly rounded at the apex, at the base of each a large elevated conical protuberance; body beneath brown with a pale fulvous pile; legs fulvous, the femora and tibiæ ringed with dark brown; antennæ dark brown, the

bases of all the joints, including the scape, fulvous, the second entirely fulvous.

Length 7 lines.

DYSTASIA.

*Caput* antice quadratum, tuberibus antenniferis validis, apice productis, basi approximatis. *Oculi* late emarginati. *Antennæ* corpore longiores, ciliatæ; scapo subelongato, obconico, apice rotundato et aliquando intus spinoso, articulo tertio scapo vix æquali, quarto brevior, cæteris brevioribus et æqualibus. *Prothorax* subtransversus, convexus, lateribus muticus, rotundatus. *Elytra* oblonga, convexa, basi piloso-cristata, apice truncata, humeris productis. *Pedes* modice robusti; *tarsi* subangusti. *Mesosternum* antice productum.

Two well-marked species compose this genus, which is quite distinct from any other in the collection. There is a curious little spine at the apex of the scape in *D. semicana*, but this appears to be absent in the other species.

*Dystasia semicana.*

*D. brunneo-varia*; capite antice albo; elytris dimidio apicali canis.

*Hab.*—Singapore.

Clothed with a closely-set pile, with long whitish hairs thinly interspersed but more numerous on the legs; head white in front; mandibles black, shining; lip dark brown, covered with white hairs; epistome and palpi testaceous; prothorax pale yellowish-brown, including the crests, the sides and centre inclining to whitish, a black median impressed line posteriorly, and on each side at about the middle a small tubercle; scutellum rounded; elytra rather irregularly punctured, the base yellowish-brown, with a patch of the same colour nearly in the middle, behind this a very pale irregular mark, the rest a cinereous white; body beneath and legs whitish-ashy, the latter clouded with yellowish-brown, the tarsi darker; antennæ yellowish-brown, the basal half of the joints mostly pale-ashy.

Length 8 lines.

*Dystasia circulata.* (Pl. V. fig. 4.)

*D. brunnea*, fusco-lineata; capite antice glabro, nigro, longitudinaliter albo-lineato; elytris fascia media, humeros versus curvata, alba.

*Hab.*—Sarawak.

Clothed with a short pile, a few long hairs on the legs only;

head nearly glabrous, black, shining, with longitudinal lines of white hairs on the vertex in front and on the cheeks; epistome and palpi castaneous, lip dark-brown; mandibles black; prothorax yellowish-brown, with darker stripes, no tubercles nor impressed line; scutellum rounded; elytra coarsely punctured at the base, gradually becoming finer towards the apex, a broad whitish band nearly across the middle, curving forwards to each shoulder, the rest of the elytra brownish, with darker longitudinal lines; body beneath brownish, the mesosternum with a whitish pile; legs and antennæ brown.

Length 7 lines.

#### MISPILA.

*Caput* latum, antice subtransversum, tuberibus antenniferis validis, distantibus. *Oculi* late emarginati. *Antennæ* maribus corpore fere duplo longiores, fœminis multo breviores, ciliatæ; scapo elongato-ovato, articulo tertio scapo brevior, quarto tertio longiore, cæteris (ultimo excepto) æqualibus, ultimo elongato, apice curvato. *Prothorax* quadratus, lateribus muticus, disco bigibbosus, ante medium linea transversa impressa. *Elytra* subtrigonata, subdepressa, apice integra. *Pedes* modice robusti. *Prosternum* elevatum. *Mesosternum* rotundatum. *Corpus* crinitum.

From *Dryusa* (*post*, p. 91) this genus differs in its quadrate prothorax, shorter and more trigonate elytra, stouter legs and antennæ, and is altogether a more robust form.

#### *Mispila venosa.* (Pl. V. fig. 2.)

*M. fuscescens*; elytris basin versus linea alba curvata utrinque triangulariter reflecta; antennis annulatis.

*Hab.*—Sarawak, Batchian.

Covered with a thin dark-brown pubescence, lighter on the elytra, and numerous small erect hairs; head as broad as the prothorax, strongly punctured in front; lip dark brown; mandibles glossy black; palpi luteous; prothorax quadrate, the sides slightly irregular owing to the two strongly-marked transverse sulcations, the first of these is at a considerable distance from the apex, the second near the base, between these are two humps divided by a longitudinal somewhat-raised line; scutellum slightly obtuse behind; elytra coarsely punctured, considerably broader than the prothorax at the base, and thence gradually tapering

in a slightly rounded outline to the apex, at about a fifth of the length of the elytra from the base a narrow but very distinct curved line of white hairs, reflected obliquely backwards on each side and again bent forwards and crossing the curved line towards the shoulder but not extending to it, behind the middle there is another but very indistinct flexuous line; body beneath dusky brown; legs brown, varied with greyish; antennæ brown, the joints from the third to the tenth inclusive grey at the base.

Length 6 lines.

#### DRYUSA.

*Caput* antice subquadratum. *Oculi* profunde emarginati. *Antennæ* maribus corpore fere duplo longiores, crinitæ; scapo subelongato, sensim incrassato, articulo tertio scapo brevior, quarto tertio fere duplo longiore, cæteris æqualibus (ultimo excepto) magis brevioribus, ultimo elongato. *Prothorax* fere æqualis, lateribus muticus, postice linea transversim impressa. *Elytra* oblonga, lateribus apicem versus subrotundata et sensim angustiora. *Prosternum* elevatum; *mesosternum* rotundatum. *Pedes* mediocres; *tarsi* æquales. *Corpus* crinitum.

I have already pointed out the distinction between this genus and the last. I may add, that the shorter elytra of *Mispila*, and therefore of its abdomen, give a backward position to the hind legs that completely alters its habit as contrasted with *Dryusa*. The species described below are perfectly homogeneous in their appearance. They are all covered with a greyish pile, and sufficiently sparse to allow the derm to mingle its proper hue with it. Besides the pile the whole upper surface and legs are furnished with numerous slender erect hairs, each arising from the base of a puncture, dark brown on the former except at the sides, very pale grey on the latter and sides of the elytra. On the antennæ, except the three basal joints, these hairs are confined to the lower side, there forming the usual fringe. The punctures on the elytra are in reality principally arranged in rows, except near the scutellum; they have somewhat an oblique direction, and are not very obvious; the punctures are of moderate size and strongly marked. The irregular flexuous spots or broken lines that occur on the elytra appear to be occasioned chiefly by the closer condensation of the pile. On the prothorax, the posterior transverse sulcation is well marked, the anterior is much less, and is at a considerable distance from the apex.

*Dryusa flexuosa.*

*D. picea*, griseo-pubescentis; elytris fasciis serratis tribus pallidioribus; antennis concoloribus.

*Hab.*—Mysol, Aru, Ceram.

A pitchy derm, with a greyish pubescence, together giving somewhat of a greyish-olive hue to the surface; head with a few coarse punctures in front, no median line; lip and epistome short, the latter much the broadest; mandibles black; palpi luteous; prothorax with a few, almost obsolete, punctures; scutellum transverse; elytra with three zig-zag very pale and obscure transverse lines, the first a little before the middle, the last two behind it; body beneath smoky-brown on the breast, more greyish on the abdomen; legs and antennæ the same colour as the upper portion.

Length 5 lines.

*Dryusa dotata.* (Pl. V. fig. 3.)

*D. lutea*, grisescens pubescens; prothorace elytris que fere obsolete griseo-notatis; antennis griseo-luteis, articulorum apice fuscis.

*Hab.*—Batchian.

A luteous shining derm, with a smoky-greyish pubescence; head with a few scattered punctures, a well-marked dark median line on the vertex and between the antenniferous tubers; lip and epistome very short; mandibles black; palpi luteous; prothorax sparingly punctured, varied with smoky-grey and yellowish-grey, the latter colour forming a median longitudinal line; scutellum transverse; elytra principally smoky-grey, with a few pale oblique angular spots anteriorly and posteriorly, a complicated flexuous line of pale-grey resolving itself into two or three series of patches filling up the greater part of the apical third; body beneath smoky-brown on the breast, the coxæ and abdomen rufous-chestnut; legs rufous-grey; antennæ rufous-grey, the apical joints entirely grey, the remainder, except the first, dark-brown at the apex.

Length  $4\frac{1}{2}$  lines.

*Dryusa rufula.*

*D. rufo-testacea*, pallide griseo-pubescentis; prothorace lateribus vittis duabus fuscis; antennis rufo-testaceis, articulorum apice fuscis.

*Hab.*—Saylee.

A reddish-testaceous derm, with a pale-greyish pubescence;

head with a few scattered punctures in front, a pale well-marked median line; lip and epistome short; mandibles black; palpi testaceous; prothorax almost impunctate, two rather oblique, very dark-brown stripes, but coalescing anteriorly on each side; scutellum transverse, slightly emarginate at the apex; elytra reddish-testaceous, darker at the sides, posteriorly a pale somewhat silky irregular patch; body beneath and femora pale chesnut-red; tibiæ and tarsi pale reddish; antennæ reddish-testaceous, darker towards the apex, the extremity of the joints mostly dark brown.

Length 4 lines.

*Dryusa diluta.*

*D. lutea*, griseo-pubescent, fere concolor; antennis testaceo-brunneis, apicem versus infuscatis.

*Hab.*—Ceram.

A luteous derm with a greyish pubescence; head more transverse in front, with very few punctures, median line confined to between the antenniferous tubers; lip and epistome narrow and short; mandibles black; palpi testaceous; prothorax with a few scattered punctures at the sides posteriorly; scutellum transverse, rounded behind; elytra nearly uniformly concolorous, a few spots of more thickly-set pubescence being scarcely visible, except under a lens; body beneath reddish-chesnut, the metasternum dark smoky-brown; legs and antennæ greyish-luteous.

Length 5 lines.

XIPHOHEATA.

*Caput* antice quadratum, tuberibus antenniferis obsolete. *Oculi* parvi, profunde emarginati. *Antennæ* maribus corpori æquales, fœminis multo breviores, setaceæ, ciliatæ; scapo elongato-pyriformi, articulo tertio scapo longiore, quarto et quinto brevioribus, cæteris usque ad decimum æqualibus et brevioribus, ultimo præcedente longiore. *Prothorax* capite latior, latitudine longitudini æqualis, antice angustior, lateribus rotundatis, in maribus muticus, in fœminis fortiter dentatus, basi lineis duabus transversis. *Elytra* elongata, apicem versus sensim angustiora, apice acute-divaricata. *Pro-* et *mesosterna* elevata, faciebus oppositis. *Coxæ* maribus spina elongata, tenuata, recurva. *Pedes* antici maribus elongati et robustiores, tibiâ etiam intus spinosâ; pedes intermedii et postici utroque sexu breviusculi. *Abdominis* segmentis quatuor æqualibus, ultimo subtriangulari longiore.



This is the most striking of all the genera of *Niphoninæ*, and it is the more remarkable inasmuch as the female has an unusually stout and lengthened tooth on the side of the prothorax anteriorly, while in the male there is no appearance whatever of any such armature. On the other hand, the male has a very powerful spine on the anterior coxa, as well as a sharp tooth on the protibia; these are denied to the females. I have dedicated the only species at present known to W. Wilson Saunders, Esq., F.R.S., &c.

*Xiphotheata Saundersii.* (Pl. V. fig. 7.)

*X. nigra*, nitida, glabrata, sive maculis fasciisque paucis fulvo-pubescentibus.

*Hab.*—Batchian, Morty, Gilolo.

Black, glabrous, shining; head much narrower than the prothorax, very rugosely punctured, with a few spots of silvery hairs, a narrow median line on the vertex only, succeeded by a broad impression between the eyes; epistome very short and narrow; lip broader and longer; mandibles and palpi black; prothorax rather uneven, with a few rough punctures, the apex bordered with a fringe of silvery hairs, which are directed forwards on the head, the transverse sulcation behind filled in with short fulvous or sometimes white hairs; scutellum transverse, slightly pointed posteriorly; elytra with lines and spots of closely-set hairs, white or fulvous, or both; a line at the base curving downwards below the scutellum, sometimes absent; a transverse line before the middle, another slightly curved behind the middle, a very few scattered spots between these lines, and a closely-set row running down the attenuated apical portion; body beneath glossy black, a few lines of rusty hairs variously dispersed, and some even on all the coxæ; legs black, rugosely punctured, nearly glabrous; antennæ black, the scape punctured.

Length (♂) 11 lines, (♀) 9 lines.

MESOSINÆ.

With few exceptions this sub-family will be found to be identical with the 17th "groupe *Mesositæ*" of M. J. Thomson's "Systema Cerambycidarum." It is principally characterised by its long and more or less cylindrical scape, generally arising from a very short or nearly obsolete tuber, which is rarely approximate to its fellow.

Many of the members of this sub-family are among the handsomest of the *Lamiidæ* of the old world. They are in fact con-

fined to Asia and Africa, with the exception of three European species of *Mesosa*\* (one of which occurs in England). None have hitherto been detected in Australia.† Of the twenty-one genera included in the Wallacean Collection, ten also occur on the mainland of Asia, and besides these a few more have been very recently described by M. Thomson, principally derived from the extensive collections made by the Comte de Castelnau in Malacca. Three species are known to me from North China, but from the English possessions in India I have never seen a specimen; that country is, however, nearly a *terra incognita* to the entomologist.

The head in the *Mesosinæ* is always more or less quadrate, the front generally ample, never spreading out below the eyes, the antennary tubers small, and, with one or two exceptions, widely apart; the eyes small or only of moderate size, and deeply and widely emarginate; the antennæ are more or less slender, but the scape is always long and cylindrical or occasionally slightly claviform, produced and having a scar-like section at the apex; many of the genera have their antennæ more or less pilose, or tufted. The prothorax is even, rarely irregular, a few genera only having a short tooth at the side.‡ In the majority of the species the elytra are also perfectly even, but in some there is a tendency to the production of elevated lines, and in one genus of basal crests (*Æsopida*). The legs are, on the whole, of moderate length, the anterior being almost invariably the longest, especially in the males; the femora are stout, thickest in the middle, not clavate, the tibiæ are always considerably longer than their tarsi; the tarsi are short, of equal size, except that the anterior are sometimes dilated, the three basal joints together not often exceeding the claw-joint in length. The anterior coxæ are large and globose, never armed, and their acetabula are narrowly angulated externally; the prosternum is generally raised to a level with the coxæ; the mesosternum is also elevated with few exceptions, and often produced or toothed anteriorly.

The number of species in the collection is upwards of sixty,§ distributed into the twenty-one genera tabulated below.

\* Dr. Leconte, however, describes a *Mesosa* from California. This forms the genus *Synaphe*, of M. James Thomson.

† The genus *Meton*, placed in this sub-family by M. Thomson, is, from its short scape, approximate antennary tubers, and longer and unequal tarsi, rather, I think, to be referred to the *Monochaminæ*.

‡ In *Agelasta*, a very natural genus, some of the species have a very decided lateral tooth, in the majority there is no trace of it whatever.

§ In the genus *Cacia* we have three or four forms, of which it is extremely difficult to say whether they should be treated as species or as varieties.

*Genera.*

Fore tibiæ of the males toothed internally.

Prothorax unarmed.

Elytra even ..... *Golsinda*, Thoms.Elytra irregular ..... *Goniages*, n.g.Prothorax toothed ..... *Palimna*, Pasc.

Fore tibiæ entire.

Prothorax not toothed at the side.

Antennary tubers approximate ..... *Planodes*, Newm.

Antennary tubers remote.

Antennæ simply fimbriated beneath.

Head narrowed anteriorly.

Eyes frontal ..... *Eris*, Pasc.

Eyes lateral.

Anterior tarsi simple ..... *Ale*, n.g.Anterior tarsi broadly dilated . . . . *Phemone*, Pasc.

Head broad anteriorly.

Antennæ elongate, attenuated.

Mesosternum elevated . . . . . *Æmocia*, Thoms.Mesosternum depressed . . . . . *Anancylus*, Thoms.

Antennæ of moderate length, more or less robust.

Anterior tibiæ curved . . . . . *Agelasta*, Newm.

Anterior tibiæ straight.

Anterior tarsi elongate, dilated . . *Syrrhopteus*, n.g.Anterior tarsi short, trigonate . . *Sorbia*, n.g.

Antennæ pilose.

Pilosity mostly confined to the third or fourth joints, or both.

Apex of the scape produced.

Mesosternum toothed.

Third and fourth joints of the antennæ slender . . . . . *Cacia*, Newm.Third and fourth joints of the antennæ thickened . . . . . *Elelea*, n.g.Mesosternum simple . . . . . *Ipcoregyes*, n.g.Apex of the scape rounded . . . . . *Diexia*, n.g.Pilosity diffused . . . . . *Sodus*, n.g.

Prothorax with a tooth at the side.

Elytra crested at the base . . . . . *Æsopida*, Thoms.

Elytra not crested.

Prosternum rounded posteriorly.

Terminal joint of the antennæ hooked in the male . . . . . *Coptops*, Serv.Terminal joint of the antennæ not hooked *Samia*, n.g.Prosternum produced posteriorly . . . . . *Clyzomedus*, n.g.

ÆMOCIA.

*Æmocia*, J. Thomson, Syst. Ceramb. p. 61.

*Caput* exsertum, antice subtransversum, tuberibus antenniferis brevibus, remotis. *Oculi* fere divisi, lobo inferiore obliquo. *Antennæ* elongatæ; scapo apicem versus latiore; articulo tertio longiore; cæteris gradatim decreescentibus. *Prothorax* regularis, fere æquatus, lateribus inermis, antice angustior et parum constrictus. *Elytra* subdepressa, apicem versus gradatim angustiora, basi regularia, humeris prominulis. *Pedes* robusti, antici in maribus longiores; *protibiis* curvatis; *tarsi* antici in maribus dilatati et pilosi. *Prosternum* elevatum, postice productum. *Mesosternum* latum, deplanatum, antice productum.

Three fine and closely allied species at present compose this genus. It is remarkable for its apparently almost glabrous surface, except that the posterior portion of the elytra is clothed with a delicate pubescence gradually increasing in density towards the apex. The genus is nearly allied to *Agelasta*, but the body is depressed, the antennæ are more attenuated, and the prothorax has a different outline.

*Æmocia Ichthyosomoides.*

J. Thomson, Syst. Ceramb. p. 61.

*Æ. fusca*, nitida; prothorace subtransverso; elytris dimidio apicali pube grisea variegatis, basin versus maculis griseis dispersis.

*Hab.*—Ceram.

Dark brown, shining, in certain lights viewed through the greyish pile, dark greenish; head finely punctured in front, a white patch bordering the eye behind; lip narrow, brownish or ferruginous; prothorax much broader than the head, with minute scattered punctures, which are nearly absent from the centre; scutellum small, rounded behind; elytra remotely punctured, two slightly raised lines posteriorly, a few greyish spots towards the base, the apical half with an interrupted greyish pubescence allowing points of the derm to be seen amongst it; body beneath and femora glossy black, the abdominal segments bordered with white; antennæ, tibiæ and tarsi yellowish-ferruginous.

Length 9 lines.

*Æmocia farinosa.*

*Æ. fusca*, nitida; prothorace longitudine latitudine fere æquali; elytris, basi excepta, pube subtilissima grisea tectis.

*Hab.*—Ceram.

Differs from the former in its longer prothorax, and its more delicate pubescence, which is uniform and continuous from near the base, giving the elytra a glaucous hue, and showing only the small punctures beneath, which are nearly hidden under the thicker and more woolly pubescence of the other; in my specimens the raised lines are also more decided, and extend more towards the base.

Length 9 lines.

*Æmocia balteata.*

*Æ. fusca*, subnitida; elytris ante medium griseo-fasciatis, apicem versus pube grisea variegatis.

*Hab.*—Ceram.

Dark brown, slightly shining; head pubescent, especially around the eyes; prothorax and scutellum as in the last; elytra rather remotely punctured, the inner raised line much more developed than the outer, before the middle a well marked band composed of rather long dense greyish hairs, behind the middle another dense band passing into little broken patches and entirely spreading over the rest of the elytra to the apex; body beneath glossy black, a fringe of ferruginous hairs on the abdominal segments at the sides; femora dark brown; antennæ, tibiæ and tarsi dull ferruginous.

Length 8 lines.

## ANANCYLUS.

*Anancylus*, J. Thomson, Syst. Ceramb. p. 61.

Characteres fere ut in *Æmocia*, sed *capite* antice quadrato; *oculis* lobo inferiori rotundato; *prothorace* subtransverso, disco turgido; *tarsis* anticis haud pilosis; et *mesosterno* declive, medio subcarinato, vel subdentato.

In the table (*ante*, p. 96) the mesosternum is stated to be depressed, but this is not exactly correct; it is, however, quite different from the elevated, broad and flattened mesosternum of *Æmocia*. In fact it is rather declivous than depressed (more or less so according to the species), is much narrower, and has a little oblong tooth, or rather carina, in the middle. The type (*A.*

*calceatus*) is found in Java. Of the four species here enumerated three are closely allied; a larger series of specimens might possibly show that one of them—*A. simulans*—is only a local sub-species.

*Anancylus griseatus.*

*Mesosa griseata*, Pascoe, Trans. Ent. Soc. ser. 2, iv. 243.

*A. fuscus*, pube grisea varius; prothorace modice transverso; elytris basi fortiter granulato-punctatis.

*Hab.*—Sarawak.

Pubescent, dark brown, varied with grey; head dark chesnut-brown, with a yellowish stripe below each antenna and a triangular patch of the same colour below the eye; lip short, dark brown; prothorax slightly transverse, rather remotely punctured, obscurely varied with brown and grey; scutellum transversely triangular; elytra coarsely punctured, principally at the base, where each puncture has a large glossy granule hanging over it posteriorly, varied with brown and grey, the latter mostly forming spots anteriorly, but towards the apex collected into two irregular bands, one præapical, the other nearly apical or entirely so; body beneath and legs reddish-brown, with a thin grey pubescence, the tarsi with the last two joints and claws black; antennæ more than twice as long as the body in both sexes, brown, all the joints, except the first two, greyish at the base.

Length 7 lines.

*Anancylus sccius.*

*A. fuscus*, pube grisea varius; prothorace modice transverso; elytris basi fortiter punctatis, haud granulatis.

*Hab.*—Sarawak.

Nearly allied to the last, but the colours more definite and decided, the grey on the elytra more intricate in pattern; head entirely clothed in a short, close, greyish pile; lip moderately long, luteous; scutellum rounded behind; elytra not granulated; legs ringed with dark brown, one ring on the femora and two on the tibiæ; tarsi and antennæ as in the preceding species, but the latter nearly three times as long as the body.

Length 7 lines.

*Anancylus simulans.*

*A. brunneus*, pube grisea varius; prothorace magis transverso; elytris brevioribus, basi fortiter punctatis.

*Hab.*—Batchian.

Perhaps only a local variety of the last, but smaller and pro-



portionally broader, with a more transverse prothorax; the brown with a reddish tint, and the lip darker.

Length  $5\frac{1}{2}$  lines.

*Anancylus lotus.*

A. rufo-castaneus, pube sparsa et grisea obscure varius; prothorace subquadrato; elytris basi fortiter et remote punctatis.

*Hab.*—Saylee.

Pale reddish-chesnut, obscurely varied with grey, the pubescence very short and thin; head greyish pubescent, with a glabrous stripe in front and two below each eye; prothorax a little broader than long, punctures few and chiefly at the sides; scutellum transverse, rounded behind; elytra remotely punctured, the punctures coarser and deeper at the base, but gradually shallower towards the apex; body beneath and legs yellowish-brown, the former thinly pubescent, the latter more coarsely and thickly, and of a whitish colour ringed with dark brown—one ring on the femora and two on the tibiæ—the last two tarsal joints and claws black; antennæ slender, more than twice as long as the body, yellowish brown, darker towards the apex, the joints ringed at the base with grey.

Length 5 lines.

PLANODES.

*Planodes*, Newman, The Entom. i. 323.

*Caput* antice quadratum, tuberibus antenniferis approximatis, apice extus emarginatis. *Oculi* prominuli, modice emarginati. *Antennæ* corpore longiores, apicem versus lineares; scapo elongato, subcylindrico, apice cicatricoso, extus producto; articulo tertio longissimo, apice dentato; cæteris plus minusve brevioribus vel subæqualibus; ultimo brevissimo. *Prothorax* subangustus, basin versus latior, muticus. *Elytra* oblonga, supra planata, lateribus subito angulato-declivia, humeris productis, apice rotundata. *Pedes* mediocres; *femora* vix clavata; *tibiæ* intermediæ emarginatæ; *tarsi* breves, antici aliquando dilatati. *Prosternum* elevatum. *Mesosternum* antice productum.

Mr. Newman, in characterising this genus, describes the antennæ as being distant at the base, the head between them sulcated. The latter character is due to the strongly developed antennary tubers, closely approximate at their origin, but rising

obliquely, and forming a very deep and angular depression as they diverge. It is, however, incorrect to say that the antennæ are distant at the base, except in the sense that they are not contiguous; they are in fact much more approximate than in almost any other genus of the sub-family. In both sexes there is a strong tooth, scarcely long enough for a spine, at the apex of the third joint, and the antennæ, instead of becoming gradually more attenuated towards the tip, have the last four or five joints nearly linear, or in the males of some species (*P. papulosus*, *P. vicarius*, &c.) even slightly thickened, especially the terminal joint. The elytra are almost perfectly flat above, but bent suddenly down so as to form an angle about midway between the suture and the external margin; this angle is sometimes so prominent as almost to form a carina, and generally it has a row of shining granules topping it, especially at the base; towards the apex there is almost always a second carina, short and oblique, and outside this, near the margin, there is an indication of a third. The type (*P. quaternarius*) is from Manilla; to this *Planodes satelles* of the collection approaches the most nearly of the eight homogeneous species discovered by Mr. Wallace in various localities between Malacca and New Guinea.

*Stegenus denticornis*, Chevrolat (Rev. et Mag. de Zool. 1858, p. 83), from Java, is a *Planodes*.

*Planodes satelles.*

*P. pube grisea* tectus; prothoracis lateribus corrugatis; elytris plagis nigris nitidis quatuor ornatis.

*Hab.*—Malacca.

Derm brownish-black with a close greyish pile, the elytra with four large shining spots; head remotely punctured, a black glabrous band between the eyes; prothorax with numerous well-marked wrinkles at the sides, gradually ceasing towards the median line; scutellum narrowly triangular; elytra with two large shining black patches on each, the upper directly before the middle and extending to the external margin, the lower midway between the first and the apex, the carina with granules only at the base, gradually disappearing and replaced by punctures toward the apex, the shorter apical carina rather prominent; body beneath and legs with a fine greyish pile; antennæ longer than the body, dark brown, the third and fourth joints at the base paler.

Length 8 lines.

*Planodes vicarius.*

*P. rufo-brunneus*, pube cervina tectus; prothoracis lateribus subcorrugatis; elytris rufulo-maculatis, vage punctatis, vix carinatis, basi pauci-granulosis.

*Hab.*—Salwatty.

Reddish-brown, lighter on the elytra, with a short rufous grey pile; head greyish, with small remote punctures in front; prothorax only slightly wrinkled at the sides; scutellum subtransverse, rounded behind; elytra obscurely spotted with rufous, very remotely punctured, with concolorous granules at the base, the carinæ not prominent; body beneath and legs with a very fine and thin greyish pubescence; antennæ much longer than the body, reddish-brown, very slightly fringed beneath.

Length 7 lines.

*Planodes deterrens.*

*P. pube grisea* tectus; prothorace subtransverso, medio subcarinato, disco plicato; elytris fusco-variegatis, sub-bifasciatis.

*Hab.*—Singapore.

Covered with a short greyish pile, the elytra with dark brownish patches, two especially forming broad bands interrupted at the suture; head thinly punctured in front, between the eyes a dark band; prothorax transversely wrinkled, a slightly raised longitudinal ridge in the centre; scutellum transverse, a little emarginate behind; elytra rather short, remotely punctured, several small black granules on the basal part of the carina; body beneath and legs pitchy, with a thin greyish pile, tip of the claw-joint and the claws black; antennæ dark brown, with the upper part of the scape and the second, third, and fourth joints at the base greyish.

Length 8 lines.

*Planodes leporinus.*

*P. pube rufo-grisea* tectus; antennarum scapo rufulo; prothorace vix transverso, disco æquato; elytris fusco-bifasciatis.

*Hab.*—Sarawak.

Derm pale luteous-brown, covered with a thin greyish pile slightly tinged with reddish, and having two narrow dark brown bands on the elytra; head with a very slight pubescence in front, thicker between the eyes and on the vertex; prothorax thinly

pubescent, no central line nor any wrinkles; elytra rather short, the carina more prominent, its whole length with a line of granules of the same colour as the derm, the shorter apical carina well marked; body beneath and legs brownish, with a greyish pile; antennæ dark brown, an obscure greyish ring at the base of the fourth joint, the scape luteous brown, with a slight greyish pubescence.

Length 8 lines.

*Planodes papulosus.* (Pl. VI. fig. 1.)

*P. niger*, griseo-pubescent; prothoracis disco corrugato; elytris fortiter punctatis, ante medium nigro-fasciatis; antennis fuscis, articulis tertio et quarto basi obscure griseis.

*Hab.*—Ceram.

Very dark brown or black, covered with a short greyish pile; head rather large, nearly glabrous, roughly punctured, with very minute punctures on the intervening spaces; lip rather narrow, short, fringed with rusty hairs; prothorax subtransverse, the disc finely corrugated; scutellum small, rounded posteriorly; elytra broad at the shoulders, gradually narrowing to the apex, coarsely punctured, the base with a very few black shining granules, the carina except towards the apex nearly obsolete, before the middle a broad oblique blackish band, around each puncture a dark ring; body beneath black, shining, the abdominal segments fringed with rusty hairs, particularly at the base of the second segment; legs black, shining, the tibiæ with a yellowish-grey pile; antennæ half as long again as the body in the male, slightly fimbriated throughout, the third and fourth joints with a very thin greyish pubescence, the last joint rather thicker (♂) than the previous one.

Length  $7\frac{1}{2}$ —11 lines.

*Planodes luctuosus.*

*P. niger*, subtiliter pubescens, distincte albo-variegatus; prothorace corrugato, medio pubescenti-albo-vittato; elytris postice leviter et vage punctatis; antennis articulis tertio et quarto basi albis.

*Hab.*—Ceram.

Glabrous, black, with irregular dense patches of a pure white pubescence; head with a white band below the eyes passing along the sides of the prothorax and sterna, on the vertex a white stripe continuous with the median stripe on the prothorax; disc of the

latter slightly corrugated, sometimes a smaller patch or two at the side; scutellum transverse; elytra broad, slightly narrowing posteriorly, with small confluent spots of white, varying as to amount, but generally leaving traces of two black bands, carina not strongly marked, punctures posteriorly fewer and smaller; body beneath brownish-black, shining, the abdominal segments fringed with white; legs black, the tibiæ with a yellowish-grey pubescence; third joint of the antennæ with a white patch on one side at the base, the fourth entirely white on the basal half.

Length 9—10 lines.

*Planodes turbatus.*

*P. tenuior*, fuscus, pube grisea interrupta; prothoracis disco lateraliter subcorrugato, medio pubescenti-griseo-vittato; antennis articulis tertio et quarto basi albis.

*Hab.*—Sarawak.

Narrower than the last, dark brown with an interrupted greyish pubescence; head partially glabrous in front, a yellowish-grey stripe between the eyes and on the vertex, divided on the latter by an elevated glabrous line; prothorax nearly glabrous and corrugated at the sides, the centre with a greyish pubescent stripe; scutellum subtransverse; elytra slightly narrowing posteriorly, remotely punctured, with greyish pubescence obscurely spotted with brown; body beneath subnitid, chesnut-brown, with a thin greyish pile; legs pale brown, thinly pubescent, tarsi with an ashy pile, the penultimate joint black; antennæ dark brown, the third and fourth joints at the base whitish.

Length 7—8 lines.

*Planodes encaustus.*

*P. subglaber*, fuscus; capite prothoraceque medio vitta pubescente grisea; elytris pube grisea plagiatis, remote et subtiliter punctatis; antennarum articulo quarto basi albo.

*Hab.*—Saylee.

Dark brown, subnitid, almost glabrous or with an exceedingly fine pubescence, except on those parts where the grey appears; head quite glabrous in front, a patch below the eyes and a stripe on the vertex pubescent, grey; prothorax slightly corrugated at the sides, with a broad central grey stripe; scutellum subtransverse; elytra finely and remotely punctured, nearly glabrous, a large very distinct grey patch nearly in the centre of each, several smaller patches at the base, and a few at the apex; body beneath

and legs reddish chesnut, nitid, thinly pubescent; tarsi ashy, with the penultimate joint black; antennæ brown, the fourth joint only whitish at the base.

Length 7 lines.

EREIS.

*Eris*, Pascoe, Trans. Ent. Soc. ser. 2, iv. 110 (*nec* Koch).

*Caput* antice quadratum, tuberibus antenniferis brevibus, apice integris. *Oculi* frontales, modice emarginati. *Antennæ* corpore multo longiores; scapo elongato, subcylindrico, apice cicatricoso, extus producto; articulo tertio longiore, apice hæud dentato; cæteris gradatim brevioribus et tenuioribus. *Prothorax* fere quadratus, muticus, capite hæud latior. *Elytra* oblonga, depressa, subearinata. *Pedes* mediocres; *femora* hæud clavata; *tibiæ* intermediæ integræ; *tarsi* subangustati. *Prosternum* elevatum, postice perpendiculare. *Mesosternum* antice dentatum.

When I proposed this genus some years ago I was unacquainted with its two nearest allies, *Planodes* and *Anancylus*, and was therefore very doubtful as to its affinities. The former of these it most nearly resembles in habit, but differs in its short or almost obsolete antennary tubers remote at the base, and in its normal antennæ; from the latter it differs in habit, shorter antennæ and the presence of raised lines on the elytra. The lower lobe of the eye is much more frontal than is usual in this sub-family. A second species has been described in the Journal of Entomology (vol. i. p. 347) from Cambodia, and I have now a third species,\* also from Cambodia, which departs from the type in having its prothorax more rounded at the sides, and its elytra shorter and more convex; its abdominal segments also, at least the three intermediate ones, are furnished with semicircular patches of coarse hairs, as in *Symphyletes* and some other genera.

The word *Eris* had been previously used by Koch for a genus of *Arachnida*; I have therefore altered it to *Ereis*.

\* This may be characterized as follows:—

*Ereis ventralis.*

*E. fusca*, sparse irregulariter griseo-pubescent; prothorace subtransverso, lateraliter rotundato, minute granulato; elytris brevibus, convexis, carinis fere obsoletis, nigro-maculatis, præcipue post medium lineâ transversâ macularum; corpore infra fusco, subnitido, abdomine glabro, segmentis tribus intermediis lateribus dense pilosis; tibiis tarsisque annulatis; antennis nigro-maculatis. Long. 6 lin.



*Ereis anthriboides.*

*Ereis anthriboides*, Pasc. Tr. Ent. Soc. ser. 2, iv. 110, pl. xxii. fig. 7.

E. brunnea, grisescente pubescens; capite prothoraceque nigrobilineatis; elytris subtessellatis; antennis nigris, tenuatis, articulis basi anguste albo-annulatis.

*Hab.*—Sarawak.

Brown, covered with a thin greyish, or sometimes nearly white pubescence; head and prothorax greyish or whitish, on each side, commencing behind the eye, a dark or nearly black stripe; scutellum triangular; elytra marked with darkish spots, giving them a somewhat tessellated appearance, slightly depressed, each with two longitudinal ridges, the inner more decided; body beneath reddish-brown and glabrous along the middle, clothed at the sides, and especially on the abdomen, with a greyish pile; tibiæ and tarsi ringed with black and white; antennæ black, twice as long as the body in the male, shorter in the female, slender, the base of all the joints, except the first two and last, with a narrow ring of white.

Length  $4\frac{1}{2}$ —6 lines.

## CACIA.

*Cacia*, Newman, The Entom. i. 290 (1842).

*Corethrophora*, Blanch. Voy. au Pôle Sud, iv. 301 (1853).

*Caput* antice quadratum, tuberibus antenniferis basi subapproximatis vel remotis. *Oculi* profunde emarginati. *Antennæ* in maribus corpore aliquando duplo longiores, in feminis multo breviores; scapo elongato, cylindrico, apice producto; articulo tertio multo longiore, rarissime plumigero; quarto brevior, sæpe subtus piloso; cæteris brevioribus, in feminis brevissimis. *Prothorax* quadratus vel subtransversus, lateraliter rotundatus. *Elytra* convexa vel leviter complanata, apice rotundata. *Pedes* modice elongati, antici in maribus longiores, *protibiæ* subcurvatæ vel in feminis rectæ; *tarsi* in utroque sexu æquales. *Mesosternum* subangustum, antice dentatum.

M. Blanchard (*ubi sup.*) proposed the genus *Corethrophora* for a species (*C. semiluctuosa*), which I am unable to distinguish satisfactorily from *Cacia*. Almost the sole character to authorize its separation is the stronger and more approximate antennary tubers; but this character is modified in individuals belonging to what I believe to be the same species—a species subject to such

an amount of variation that its characters, if it were the type of a genus, ought to be particularly strong. Confining *Cacia* to those species which have a narrow mesosternum\* toothed anteriorly, and the third and fourth joints of the antennæ not thicker than is usual, but the former much longer than any other joint, there are still considerable modifications in the genus which it is possible may lead to further division. *Cacia setulosa*, Pasc., from Java, but not in this collection, furnished with numerous erect hairs over the upper surface, is one of the most aberrant. Another species, *Cacia compta* (post, p. 112), has a tuft to the third as well as the fourth joint of the antennæ, but this is so far untrustworthy that the tuft is sometimes absent from individuals of those species which appear to have it normally. The type of the genus, *Cacia spinigera*, Newm., has a little spine, or rather tooth, on the apex of the third antennal joint, but this Mr. Newman very properly considers as of specific value only, his second species, *C. aspersa*, being without it. Mr. White has described a species from China, which he has named *Cacia latifasciata*, but which strictly cannot be considered to belong to this genus. The species appear to be subject to very considerable variation; in nearly all the fifth joint of the antennæ is wholly or partially white.

\* A *Cacia*-form, not belonging to the Wallacean Collection, which is excluded by having a broad flattish mesosternum, may be shortly characterized here. The specimen is a female.

#### Therippia.

Characteres ut in fœminis *Caciæ*, sed antennæ corpore breviores, scapo et articulis tertio quartoque fere æqualibus; mesosternum latum, subplatum, antice horizontaliter productum.

#### *Therippia decorata.*

T. nigra, nitida, glabra, pube albescente variegata; elytris trifasciatis.

Hab.—Ceylon.

Glabrous, black, and shining, with small intricate pubescent patches of white, tinged here and there with rose; these occur irregularly on the head and prothorax, but are collected into three bands on the elytra—viz., at the base, middle and apex; the femora are spotted, the tibiæ have a white ring in the middle; the tarsi are black, with the two basal joints white; the body beneath is black and shining, with a very thin greyish pubescence; the antennæ have the second joint and bases of the remainder white, with a small black tuft on the fourth; the last six joints are together not more than half as long again as the fourth.

Length 6 lines.

*Cacia instabilis.*

*Saperda Vanikorensis*, Boisd. Voy. Astrol. ii. 515, Col. pl. ix. fig. 18 (1835).

*Corethrophora semiluctuosa*, Blanch. Voy. Pôle Sud, iv. 301, pl. xvii. fig. 15 (1853).

*Cacia anthriboides*, Pasc. Journ. Entom. i. 130, pl. v. fig. 5 (1860).

*Cacia histrionica*, Pasc. Journ. Entom. i. 346 (1862).

*C. nigra*, pube subtilissima grisescente vel alba tecta; prothorace generaliter albo-nigro-vittato; elytris convexis, subtiliter punctatis, basi regularibus.

*Hab.*—Batchian, Bouru, Morty, Ceram, Waigion, Aru, Dorey.

Black, with a very fine greyish or whitish pubescence; the front between the antennæ more or less concave; the prothorax generally with a central white stripe between two black ones; elytra convex, very finely punctured, the base regular; other characters variable.

Length 6—8 lines.

From a large number of specimens now before me I have not the slightest doubt that all the names given above are referrible to one and the same species. Under ordinary circumstances I should have taken the earliest name, but putting aside the objection that this is simply a barbarism, and that at the very moment of giving it the author believed that though ticketed (*indiquée*) from Vanikoro the insect nevertheless came from New Guinea or the Celebes, and its adoption, therefore, would be only to perpetuate an error, the obvious convenience of a collective designation for a species subject to such an extraordinary amount of variation becomes almost a necessity.

The names of these four forms may be maintained as so many centres from which to survey the species. Starting from the commonest forms, which seem to group themselves round *C. histrionica*, we find that they are black, with a white band across the elytra posteriorly, the apex, scutellum, and elytra around it, also white. A stripe from the scutellum passing along the suture joins the band, and then we have the *Corethrophora semiluctuosa*. Through several varieties the white increases, the black between the band and stripes gradually diminishing and disappearing, in which state it is the *C. anthriboides*. Sometimes there is a black spot on the white near the shoulder, and the sutural stripe is prolonged to the apex; this gives two black patches to each elytron. In one beautiful specimen the

apical black is crossed by three pure white lines, and there is a dash of black from each shoulder. Returning to *C. histrionica* we have in one direction the white entirely disappearing, except the central thoracic stripe prolonged a little on the scutellum and elytra, and in another the band and sutural stripe taking a finely linear form. This is about the most simple of all the varieties, but starting from this we first see a little white dash near the shoulder, and then this is directed obliquely inwards with a gentle curve until it approaches the middle of the elytron, when it takes another turn downwards and backwards, and joins the posterior line. When in addition to this there is an ocellate spot near the apex we have "*Vanikorensis*." Generally there are only indefinite indications of this spot.

*Cacia inculta.*

Pascoe, Trans. Ent. Soc. ser. 2, iv. 102.

*C. fusca*, pube interrupta flavida induta; prothorace transverso; elytris basi subcristatis, granulosis, pone humeros fascia curvata fusca.

*Hab.*—Singapore, Sarawak.

Dark brown, with an interrupted greyish-yellow pile; head and prothorax rather finely punctured; the latter transverse and its punctures surrounded by the naked derm, these portions sometimes confluent and forming black irregular patches; this occurs also on the elytra, but here the principal patch takes the form of a broad curved band behind the shoulders, sometimes another distinct but irregular band towards the apex, bordered or not by a fine line of yellow hairs, these lines occasionally dividing the band into small patches, or the whole of the elytra behind the shoulders may be more or less bare of pubescence except a little towards the apex, the ridge at the base granulose; scutellum sometimes pale buff; body beneath brown, shining, the sides with a fulvous-brown pile; legs fulvous, more or less varied with brown or black, the tibiæ generally black or dark brown with the middle third fulvous, the tarsi of the two posterior pairs with the two basal joints dark, the remainder, except the claws, fulvous; antennæ with or without a black tuft at the apex of the fourth joint; the third joint sometimes furnished with a slight spine at its tip (in the Sarawak examples).

Length 6 lines.

*Cacia confusa.*

Pascoe, Trans. Ent. Soc. ser. 2, iv. 101.

*C. fusco-picea*; capite prothoraceque griseo-pubescentibus, vittis duabus fuscis; elytris pube interrupta grisea variegatis, post medium fascia fusca, aliquando fere obsoleta.

*Hab.*—Sarawak, Singapore.

Pitchy-brown; head and prothorax covered with a greyish or yellowish-grey pile, except a glabrous dark-brown stripe on each side, commencing behind the eye; scutellum rather large, triangular; elytra coarsely and irregularly punctured, with small greyish pubescent patches in the intervals, generally a broad brown band behind the middle; body beneath with a greyish-yellow pubescence, chiefly confined to the sides; legs brown, middle of the tibiæ greyish; antennæ about one-third longer than the body in the male, reddish-brown, the fifth joint and base of the fourth pale, the latter with a small tuft on the apex.

Length 4 lines.

*Cacia intricata.*

*C. rufescens* vel fusca, lineis intricatis pubescentibus griseis vel flavescentibus ornata, prothorace longitudinaliter elytrisque transversim dispositis.

*Hab.*—Aru, Ceram, Menado, Batchian, Gilolo, Morty, Tondano, Kai, Goram, Waigiou.

Yellowish-red to dark brown, with intricate well-marked lines of greyish or yellowish-grey; on the prothorax there are two longitudinal lines on each side, together somewhat resembling the figure 8; on the elytra these lines are chiefly transverse and so disposed as to leave three dark irregular band-like patches; the posterior one is especially band-like, and sometimes becomes a complete band; at other times these patches are divided, or the fine greyish lines shade off into a nearly uniform colour, leaving, however, the pattern untouched; antennæ unicolorous without tufts, or tufted with the fifth and base of the fourth joint white; tibiæ with the middle or whole of the basal half pale grey or white.

Length  $3\frac{1}{2}$ —5 lines.

*Cacia scenica.*

*C. fusco-castanea*; capite prothoraceque griseo-pubescentibus, hoc fusco-biplagiato; elytris dense griseo-pubescentibus, basi et fasciis duabus castaneis.

*Hab.*—Menado.

Possibly a variety only of *Cacia intricata*, but the grey pubes-

cence is longer, denser, and uniform in its colour, and the character of the insect is altogether different; the brown portion of the pattern, however, remains nearly the same, except that the bands are a little more angular; the legs are somewhat longer and stouter; the antennæ are not tufted, at least in my solitary specimen, and the fourth and fifth joints are white at the base.

Length 4 lines.

*Cacia plagiata.*

*C. fusco-castanea*; capite prothoraceque tenuiter griseo-pubescentibus, hoc fusco-quadrilagiato; elytris castaneis, singulis tribus plagis griseo-pubescentibus.

*Hab.*—Saylee, Aru.

This is also a suspicious species, having precisely the same style of coloration on the prothorax as the last two, with the addition of a patch on each side, but this is also the case with some individuals of *C. intricata*. In *C. plagiata* the prothorax is very much broader than in *C. scenica*, (but even this character is variable in *C. instabilis*). As to the elytra, we have only to connect the three bands of *C. intricata* by a stripe along the suture and carry the stripe down to the apex, and we have pretty nearly *C. plagiata*. The two specimens before me show some differences, and probably belong to a variable species, but the evidence is not sufficient at present to justify its union with the last.

Length 6 lines.

*Cacia picticornis.*

Pascoe, Trans. Ent. Soc. ser. 2, iv. 249.

*C. fusca*, subtilissime griseo-pubescentibus; elytris flavo-guttatis; antennis pedibusque nigris, albo-annulatis.

*Hab.*—Sarawak.

Dark brown, covered with a very fine and thin greyish or reddish-grey pubescence; head with a large triangular whitish patch below the eye, and a broad line between the eyes; prothorax with an indistinct yellowish stripe on each side, or this is broken up into spots; scutellum with a triangular impressed spot on the apex; elytra convex, regular at the base, with several yellowish round spots; body beneath black, with a pale ashy pubescence, and a yellowish tint at the sides; legs black, annulated with white; tarsi black, with the two basal joints white; antennæ half as long again as the body in the males, the third and fourth joints at the base, and nearly the whole of the fifth, white, apex of the fourth joint tufted.

Length 5 lines.



*Cacia capito.*

*C. fusca*, pube grisea tecta; elytris basi callosis, fasciis duabus indistinctis glabris fuscis.

*Hab.*—Singapore.

Dark brown, with a grey pubescence; head nearly as broad as the prothorax, with a coarse grey pile in front; prothorax subtransverse, a rather deep sulcation towards the apex, punctures large and scattered; scutellum small, triangular; elytra broadest at the shoulders, gradually receding to the apex, the base with a short slightly raised callus, crowned by three or four pointed granules, sparingly and coarsely punctured, the punctures, as on the prothorax, surrounded with a black ring, near the base a dark indefinite band, another behind the middle; body beneath chesnut, yellowish on the abdomen, with a greyish pubescence; legs brown, with a grey pile; antennæ a little longer than the body (in the male apparently), the scape dark brown, rest of the antennæ reddish-brown, the bases of the third and fourth joints white.

Length 4 lines.

*Cacia compta.* (Pl. VII. fig. 4.)

*C. pube fusco-purpurea* tecta, maculis numerosis albis adspersa; pedibus albis, tarsis tibiisque basi nigris.

*Hab.*—Sarawak.

Covered with a very close and equal brownish-purple pubescence, with numerous small well-defined whitish spots; head with a very pale greyish pile in front, space between the antennæ with mamillated punctures; prothorax subtransverse, scarcely broader than the head, covered with purplish and whitish confluent spots; elytra gradually but very slightly receding from the shoulders, the basal half strongly punctured, covered with small irregular whitish spots; body beneath black, with a thin greyish pubescence; legs pale reddish, with a greyish-white pile, the base of the tibiæ and tarsi black; antennæ scarcely longer than the body, whitish, the scape, tufts on the third and fourth joints, and corresponding portions of the joints, black.

Length 4 lines.\*

\* Another interesting species, from Pegu, agreeing with the above in having the third as well as the fourth joint of the antennæ tufted, differing in colour from any yet described, and allied to *C. cretifera*, Hope, may be here noticed:—

*Cacia incensa.*

*C. nigra*, subnitida, subtilissime pubescens; clytris paulo dilatatis, fascia mediana irregulari fulva ornatis.

*Hab.*—Pegu (Tungoo).

This species is almost entirely black, except an irregular but well marked

ELELEA.

*Caput* antice quadratum, tuberibus antenniferis remotis. *Oculi* profunde emarginati. *Antennæ* corpori æquales; scapo cylindrico, apice subproducto; articulis tribus proximis incrassatis, dense pilosis; articulo tertio scapo paulo longiore; quarto brevior; cæteris brevissimis. *Prothorax* cylindricus, lateribus parallelus. *Elytra* oblonga, regularia. *Pedes* breves; *tibiæ* anticæ rectæ; *tarsi* haud dilatati. *Mesosternum* antice productum. *Corpus* parce setulosum.

The cylindrical prothorax, the thickened 2nd, 3rd, and 4th joints of the antennæ, the third being very little longer than the scape, and the different habit, are characters which will at once distinguish this genus from *Cacia*. Mr. Wallace remarked that it carried its antennæ "straight and close together, appearing like a *Brenthus*."

*Elelea concinna.* (Pl. VII. fig. 7.)

*Cacia concinna*, Pascoe, Trans. Ent. Soc. ser. 2, iv. 101.

*E. castanea*, nitida, fere glabra; elytris aureo-maculatis.

*Hab.*—Sarawak.

Rich chesnut-brown, shining, almost glabrous, except a few scattered setæ on the back, and seven or eight clear golden-yellow pubescent spots on the elytra, and a vertical line beneath the eye; head and prothorax nearly impunctate; scutellum subtransverse, rounded behind and at the sides; elytra with large, very remote punctures, disappearing posteriorly; body beneath and legs light chesnut; antennæ with the first four joints dark chesnut, and densely pilose, particularly beneath, fifth joint very pale.

Length 4 lines.

IPOCREGYES.

*Caput* mediocre, antice subquadratum. *Mandibulæ* breves.

*Oculi* fere divisi. *Antennæ* corpore vix vel paulo longiores; scapo modice elongato, cylindrico, apice paulo producto; articulo tertio longiore; quarto brevior et crassior, subtus piloso; cæteris brevissimis. *Prothorax* transversus, lateraliter

dark fulvous band across the middle of the elytra, and the third and fourth joints of the antennæ beneath, and the bases of the remainder ringed with white; the pubescence is extremely fine, except on the band, so fine, indeed, that it only gives a slight dusty hue to the derm; the puncturation on the elytra is chiefly confined to the base; the antennæ are scarcely as long as the body.

Length 6 lines.

rotundatus. *Elytra* brevia, basi callosa, humeris haud productis. *Pedes* breves, subæquales; *tarsi* antici haud dilatati. *Mesosternum* paulo productum. *Abdomen* segmento ultimo elongato. *Corpus* subdepressum.

I have separated this genus from *Cacia*, to which I formerly referred it, on account of its short antennæ in both sexes, its elytra being callous at the base, and its mesosternum being simply produced anteriorly, not having a distinct tooth. The legs also are shorter and the body more depressed than in any species of *Cacia*. My original specimen was much worn. These insects were taken flying in the jungle.

*Ipocregyes Newmanni.* (Pl. VII. fig. 2.)

*Cacia Newmanni*, Pascoe, Trans. Ent. Soc. ser. 2, iv. 102.

I. fusca, subtiliter grisescente-pubescentis; prothorace humerisque linea obliqua alba; elytris post medium fascia curvata nigra, antice albo-marginata.

*Hab.*—Singapore, Sarawak.

Brown, with a very thin and fine greyish or yellowish-grey pubescence; a white line commencing on the prothorax behind the eye, but also sometimes showing on the head above it, passes obliquely backwards to the shoulder; within this but confined to the prothorax is a dark-brown stripe; on the elytra behind the middle a curved dark-brown band, scarcely attaining the suture, bordered anteriorly by a thin line of white; space around the basal callus, a spot on the suture towards the middle, and two or three near the apex, dark brown or black; body beneath dark brown, thinly pubescent; legs reddish-brown, the distal half of the tibiæ and the tarsi black; antennæ reddish-brown, the fourth joint black, the fifth white, the remainder darker towards the apex.

Length  $2\frac{1}{2}$  lines.

MNEMEA.

*Caput* magnum, antice subquadratum, tuberibus antenniferis brevibus, remotis. *Mandibulæ* elongatæ. *Oculi* fere divisi. *Antennæ* corpori æquales; scapo subbrevis, subcylindrico, apice producto et cicatricoso; articulo tertio longissimo; quarto brevi; cæteris iterum brevibus et gradatim decrescentibus. *Prothorax* transversus, capite vix latior, lateribus rotundatus. *Elytra* brevia, lateraliter gradatim angustiora, humeris haud productis, apice rotundata. *Pedes* breves, antici validiores, femora incrassata, tibiæ anticæ trigonatae, intermediae integræ, posticæ breviores; *tarsi* omnes breves,

antici latiores. *Pro-* et *meso-sterna* elevata, hoc antice dentato. *Abdomen* segmento ultimo elongato. *Corpus* subdepressum.

This genus was accidentally omitted from the table (*ante*, p. 96), but it will stand after *Ipoeregyes*, from which it differs in its large head, elongate mandibles, short scape strongly produced at the apex, stouter legs, particularly of the fore pair (which are both larger and thicker in both sexes), and other characters. The curious little insect, at present the only member of the genus, is remarkable for its large head and short scape, this latter character being quite at variance with those of its sub-family; it is, however, so nearly allied to other species of the group, that it could not, without violence, be separated from them.

*Mnemea phalerata.* (Pl. VII. fig. 8.)

*M. rufo-ferruginea*, pube fulvo-grisea tecta; prothorace elytrisque vitta laterali alba, postice transversim ad suturam currente.

*Hab.*—Sarawak.

Rufous-brown with a thin fulvous-grey pubescence, a white stripe extending from over the eye, along the sides of the prothorax and elytra, crossing the latter to meet the suture at about one-third of its length from the apex: above rather coarsely but thinly punctured, particularly on the prothorax, the punctures showing strongly between the pubescence; head with a well defined median line; lip narrow and elongate; prothorax slightly lobed posteriorly; scutellum rounded behind; elytra a little broader than the prothorax at the base, slightly receding at the shoulders, the stripe crossing just above them; body beneath covered with a short greyish pubescence; legs reddish-grey, the distal ends of the tibiæ and the tarsi dark brown; antennæ about as long as the body in both sexes, slightly fimbriated beneath.

Length  $3\frac{1}{2}$ —4 lines.

#### CLYZOMEDUS.

*Caput, oculi* et *antennæ* (articulo ultimo haud unguiculato excepto) ut in *Coptope*. *Prothorax* capite vix latior, antice posticeque æqualis, disco regulari. *Elytra* parallela, subirregularia, apice integra. *Pedes* mediocres, æquales; *protibiæ* rectæ; *tarsi* breves. *Prosternum* elevatum, postice productum. *Mesosternum* antice dentatum.

A slighter form than *Coptops* (to which it was originally referred), with the prothorax narrower at the base, and the prosternum

strongly produced posteriorly. The female appears to be larger and stouter, with slightly shorter antennæ. I have seen specimens from Pulo Penang; a second species is also found in that island.

*Clyzomedus nanus.* (Pl. VIII. fig. 4.)

*Coptops nanus*, Pascoe, Trans. Ent. Soc. ser. 2, v. 39.

C. griseo-pubescent, fortiter punctatus; elytris subtrifasciatis.

Hab.—Aru, Dorey.

Covered with a short greyish pubescence, through which the coarse punctures appear, giving the upper surface a spotted appearance; prothorax with a small tooth at the side; elytra with three interrupted, flexuous, transverse, dark brown lines, a fourth sometimes near the apex; body beneath brown, sparsely pubescent; legs obscurely banded with brown; antennæ greyish, the tips of the third and following joints more or less dark brown.

Length  $3\frac{1}{2}$ —5 lines.

#### COPTOPS.

*Lachnia*, deuxième division *Coptops*, Serville, Ann. Soc. Ent. de France, iv. 64.

*Caput* antice subtransversum, vertice elevato, tuberculis antenniferis brevibus, remotis. *Oculi* mediocres, fere divisi. *Antennæ* in maribus corpore longiores; scapo cylindrico et articulo tertio longiore; sequentibus brevioribus, ultimo apice unguiculato. *Prothorax* transversus, capite latior, lateribus antice dentatus, disco sub-irregularis, basin versus latior. *Elytra* oblonga vel subtrigonata, fere regularia, apice integra. *Pedes* robusti, generaliter æquales, *protibiæ* rectæ, *tarsi* breves, triangulares. *Prosternum* elevatum, rotundatum. *Mesosternum* antice dentatum, vel productum.

Technically this is rather a weakly characterized genus, and Serville, whilst recognizing its distinctness as a group of some sort, seems to have had no better plan than attaching it as a "division" to *Lachnia*, which, from his description, appears to belong to the *Hypselominæ*. The genus is well represented in Africa, and on the mainland of Asia. Mr. Wallace's Collection contains nine very distinct species, all, with some exceptions, tolerably homogeneous, but owing to the mixed and indefinite style of their coloration very difficult to describe; and this difficulty is increased from the circumstance that individuals vary among themselves. Generally the derm is dark brown and glossy to a certain extent,

sometimes entirely covered with the pubescence, at other times the pubescence is so thin that the derm may be readily seen, and imparts its colour to modify the general effect, or portions of it may be absent or nearly so, and then there are spots or patches of irregular shape, not always exactly the same even in the same species.

There is also frequently a little dark ring formed round the edges of the punctures; these in the following descriptions I have spoken of as "*puncta*" or "points" to distinguish them from ordinary spots or "*maculæ*." The puncturation, otherwise, is everywhere very fine, and is not to be seen without a lens. The mesial line on the head is very slight, scarcely forming a sulcation. The prothorax, shorter or more transverse in the female, is, sometimes, much broader at the base than anteriorly, but this is a character which can scarcely be realized by description, unless when very decided. The disc is generally marked by a more or less V-shaped impression anteriorly, posteriorly a similar mark is reversed, the apices of the two being connected by another short longitudinal impression; the anterior mark, and sometimes the posterior, runs into a transverse groove; generally, too, the disc has two small tubercles, one on each side of the longitudinal impression. The slight variations which occur in these characters are very difficult to define so as to be thoroughly intelligible.

In nearly all the species the antennæ are annulated with white or pale grey; this colour is found at the bases of most, sometimes of all, the joints, beginning with the third. Except in *C. undulata*, the elytra are rounded at the apex. In *C. lacertosa* the fore legs of the male are longer and stouter than the intermediate and posterior; in a less degree, this is also the case with *C. polyspila*, *C. pardalis*, and a few others not in this Collection. This character gives them a somewhat different habit from the more normal species. The males have longer antennæ than the females, and it may be generally noticed that their elytra are much more trigonate in outline.

#### *Coptops illicita.*

*C. brunneo-grisescens*-pubescens; elytris punctis numerosis fuscis et fere obsolete fusco-plagiatis; pedibus nigro-annulatis; antennis nigricantibus, griseo-annulatis.

*Hab.*—Saylee.

Covered with a close brownish-grey pubescence, with indistinct brownish points and patches chiefly confined to the elytra; head, prothorax and scutellum nearly uniformly dull greyish; elytra having the largest patch of brown behind the shoulder, the rest



very cloudy and indefinite; body beneath with an extremely fine grey pubescence, the sides of the pectus ochreous; legs distinctly ringed with black, the tarsi black, except the two basal joints, which are pale grey; antennæ blackish, the third to the eighth joints greyish at the base.

Length 7 lines.

*Coptops lichenea.*

*C. canescente-pubescentis*, punctis numerosis et maculis indistinctis, his præcipue supra elytra sitis, humeros prope macula ochracea; antennis pedibusque rufescente-griseis, nigro-annulatis.

*Hab.*—Malacca.

Pubescence pale ashy with brownish points, the elytra indistinctly clouded with brownish; head with several spots of ochraceous; the elytra near the shoulders with a distinct ochreous patch, the basal portion more thickly and coarsely punctured than elsewhere; body beneath reddish-grey at the sides, the centre of the abdominal segments glabrous; legs with a reddish tinge, annulated with black, the tarsi with the two basal joints pale grey, the remainder black; antennæ blackish, the first two joints ochreous, the bases of the following six pale ashy.

Length 7 lines.

*Coptops tabida.*

*C. rufescente-grisea*, punctis plurimis fuscis; elytris fusco-plagiatis; antennis pedibusque nigro-annulatis, scapo fusco-maculato.

*Hab.*—Macassar.

Pubescence reddish-grey with scattered brown points, the elytra clouded with pale brown patches, one behind the shoulder being the most distinct, two towards the apex smaller and paler; body beneath and legs greyish pubescent, the latter annulated with black; tarsi dark brown, except the two basal joints, which are pale greyish; antennæ dark brown, the third and following joints greyish at the base, the first and second joints also greyish, the former spotted with brown.

Length 5 lines.

*Coptops polyaspila.*

*C. nigra*, pube alba ochraceo-irrorata, punctis numerosis nigris, elytro singulo plagis duabus fasciiformibus nigris glabris; tarsi albescentes, articulis tertio et quarto apicem versus nigris.

*Hab.*—Pulo Penang.

Black, with a white pubescence thickly speckled with ochraceous, with numerous spots and points of black on the head, prothorax, and elytra, each of the latter with two glabrous nitid irregular band-like patches, at nearly equal distances from each other, the base, and the apex; body beneath greyish, ochraceous and spotted at the sides; legs banded with black, the tarsi whitish, with the third joint and the apex of the claw-joint black; antennæ black, the basal joint varied with grey, the third and the succeed-joints, except the last, greyish at the base.

Length 7—8 lines.

*Coptops pardalis.*

*Abryna pardalis*, Pascoe, Journ. of Entom. i. 340.

*C. albo-* vel *griseo-pubescens*, punctis numerosis, et plagis sub-fasciiformibus tribus nigris distinctis; scutello tarsisque nigris; antennis nigris, albo-annulatis.

*Hab.*—Ceram, Bouru, Batchian.

Varying from a nearly pure white to a greyish or ochreous-grey pubescence, with numerous black points, and three large well-defined black band-like patches on each elytron, the upper sometimes entirely covering the shoulder; head nearly black in front, with a few white spots on the vertex; prothorax irregular, spotted with black, the spots more or less confluent; scutellum black; elytra broad at the base, the separation of colours very distinct, the portion between the black patches forming a pale broad median band; body beneath greyish, with black spots at the sides; legs barred with black and white, the tarsi mostly entirely black; antennæ black, the third to the sixth joints whitish at the base.

Length 7—9 lines.\*

\* Another species, allied to this, from Cambodia (*C. vomica*) must also be separated from *Abryna*, as it is now limited, although perhaps, from their more trigonate and convex elytra, *pardalis* and *vomica* may be thought to accord somewhat less decidedly with *Coptops*. In the same category with these will stand a new and handsome species, which may be named

*Coptops petechialis.*

*C. rufo-brunnea*, punctis nigris albisque numerosis; antennis pedibusque lateritiis, nigro-annulatis.

*Hab.*—Cambodia.

Closely covered with a reddish-brown pubescence, with numerous black and white points; the latter absent from two transverse patches on each elytron; all the white spots have not a central puncture, but are sometimes placed behind and adjoining the black; body beneath with a reddish pubescence spotted with grey, the middle of the abdominal segments glabrous;

*Coptops auguralis.*

*C. pube obscura* grisea albescente et fulvescente varia; prothorace transverso, postice latiore; elytris punctis numerosis minutis et fasciis duabus fuscis irregularibus et subobsoletis; tarsis, articulo ultimo excepto, griseis.

*Hab.*—Timor.

Dull greyish, with a very obscure mixture of ochraceous and white, the former predominating and somewhat spotty; two very indistinct bands of brown on each elytron, the first a little distant from the base, and forming two or three patches, the second behind the middle, very irregular and less divided; numerous small brown points over all, except on the bands; body beneath and legs ochreous-grey, the latter indistinctly ringed with brown; tarsi, except the last joint, whitish or pale grey; antennæ with the five intermediate joints obscurely ringed with greyish, and equally fimbriated throughout.

Length 6—8 lines.

*Coptops lecideosa.*

*C. fusca*, glabra, subnitida (maculis ochraceis pubescentibus exceptis); capite prothoraceque ochraceo-vittatis; elytris maculis oblongis irregularibus; tarsis, articulo ultimo excepto, griseis.

*Hab.*—Sarawak.

Glabrous, dark brown and slightly shining, with stripes and patches of ochraceous pubescence; the stripes and patches rendered irregular by spots and indentations of brown, and a few of them bordered with a very fine line of white; head and prothorax striped; elytra with oblong patches, very intricate and irregular, but mostly of large size, and more or less confluent, especially posteriorly; body beneath black, glabrous, the pectus with patches of ochreous pubescence, the abdominal segments bordered with long silky greyish hairs; legs thinly pubescent, greyish; tarsi, except the last joint, entirely greyish; antennæ brown, with the third to the sixth joints greyish at the base.

Length 8 lines.

A very distinct species, but varying in depth of colour and amount of glabritiy, the latter probably from abrasion.

antennæ and legs clear brick-red, ringed with black, the former have all the joints, except the first and second, black at their tips; the tarsi are entirely red, except the tip of the claw-joint and claws.

Length 8 lines.

*Coptops undulata.*

*C. pubescens*; capite prothoracisque dimidio apicali brunneo-ochraceis; hujus dimidio basali et elytrorum basi fuscis; cæterum elytris supra albis pallide fusco-irroratis, apice subtruncatis.

*Hab.*—Sarawak.

Pubescence rather thin, brownish-ochraceous on the head and anterior half of the prothorax, dark chesnut-brown on the posterior half and base of the elytra, but shading off posteriorly, rest of the elytra whitish, spotted with pale brown, punctures well marked, but few of them ringed; besides the smaller spots there are two series of larger spots on each elytron, but in some individuals the anterior series is nearly obsolete, apex subtruncate, but the outer angle slightly rounded; body beneath with a thin greyish pubescence; legs greyish, partially ringed, the tips of the tibiæ gradually deepening into dark brown, the tarsi also brown; antennæ greyish, the basal joint slightly spotted with brown, the third to the eighth or ninth joints brown at the apex, the last two entirely brown.

Length 8 lines.

*Coptops lacertosa.*

*C. fusca*, obscure fulvescente- et brunnescente-pubescens elytris trigonatis, punctis numerosis fuscis, humeris valde productis; pedibus nigricantibus; antennis obscure annulatis.

*Hab.*—Pulo Penang.

Dark brown with a pubescence of a dull brownish-yellow tinge; the elytra trigonate, very slightly convex, with numerous dark brown points, mixed with little irregular spots, more or less hooked or curved, of pale straw yellow, behind the middle a clouded patch of a darker hue, but indefinite, shoulders very prominent; body beneath spotted with greyish and pale brown; legs blackish, thinly pubescent; antennæ blackish, the joints from the third to the tenth obscurely greyish at the base.

Length 12 lines.

SAMIA.

*Caput et oculi* ut in *Coptope*. *Antennæ* corpore longiores, leviter fimbriatæ; scapo cylindrico et articulo tertio brevioribus; cæteris gradatim decrescentibus, articulo ultimo haud unguiculato. *Prothorax* capite vix latior, antice posticeque æqualis, lateraliter obtuse dentatus, disco irregulari. *Elytra*

ut in *Coptope*. *Pedes æquales*; *protibiæ rectæ*; *tarsi breves*, subangusti. *Pro- et meso-sterne* ut in *Coptope*.

The form of the prothorax, in conjunction with the normal proportion of the length of the scape to that of the third joint of the antennæ, and the non-unguiculate apex of the last joint, will readily distinguish this genus from *Coptops*; while the rounded prosternum, *inter alia*, separates it from *Clyzomedus*. The three species are on the whole tolerably homogeneous in point of form; in size, judging from the few specimens before me, there is a little discrepancy.

*Samia albidorsalis*. (Pl. VIII. fig. 6.)

*S. albescens*-pubescens; elytrorum dimidio basali fuscescente.  
*Hab.*—Sarawak, Singapore.

Chesnut-brown, with a short, thickish, greyish-white pubescence; head slightly blotched with brown; lip very short, fulvous; palpi ferruginous; prothorax slightly constricted above towards the apex, two well marked tuberosities on the disc, the side slightly toothed anteriorly; scutellum triangular, bordered with brown; elytra thinly punctured, a slightly elevated tuberosity towards the base of each, the apical half pale brownish, but darker at its anterior border, and a darker patch also between it and the apex; body beneath sparingly pubescent, dark testaceous, with a ferruginous spot on each side of the first four abdominal segments; legs whitish, two bands on the tibiæ and the tarsi dark brown; antennæ whitish, with all the joints gradually acquiring more and more dark brown at their tips.

Length 9 lines.

*Samia revoluta*.

*S. albescens*-pubescens; prothorace elytrisque fuscescentemaculatis, his etiam sub-bifasciatis.

*Hab.*—Sarawak.

Whitish pubescent, with ill-defined brownish patches; head blotched with greyish, the cheeks and below the eyes dark brown; palpi brown; prothorax bluntly toothed at the sides, the disc unequal, marked with three brown spots; scutellum transverse, rounded behind; elytra finely and irregularly punctured, with a large tri-lobed patch towards the base, behind the middle of each a crescent-shaped band, the two meeting at the suture and having their convexity directed forwards, and a similar but smaller band near the apex, all white; the brown is composed of two or three shades passing into each other and into the white; body beneath brownish-testaceous with a grey pile, each side of the first four

abdominal segments with a ferruginous spot; legs whitish, two bands on the tibiæ and the last two joints of the tarsi dark brown; antennæ with the tips of all the joints, except the first two, dark brown.

Length 5 lines.

*Samia diversa.*

*S. fuscescente-pubescens, fusco- vel nigro-variegata; elytris apicem versus fasciis duabus interruptis albis.*

*Hab.*—Sarawak.

Brownish pubescent, with dark-brown and white spots; head with indistinct brown lines in front and beneath the eyes; palpi fulvous; prothorax with three distinct tuberosities on the disc, the side shortly toothed anteriorly; scutellum transverse, rounded behind; elytra irregularly punctured, principally at the base, light brown, with a few dark brown or nearly black spots and smaller spots of white which are so much more collected towards the apex as to form two incomplete bands; body beneath yellowish-brown with a sparse greyish pile, each of the first four abdominal segments with a darker spot on each side; legs and antennæ obscurely ringed with light and dark brown.

Length 6 lines.

AGELASTA.

*Agelasta*, Newman, *The Entom.* i. 288.

*Caput* antice transversum, infra-oculos haud dilatatum, fronte convexa, tuberibus antenniferis fere obsoletis. *Oculi* mediocres, fere divisi. *Antennæ* 11-articulatæ, rarissime in maribus 12-articulatæ, corpore breviores vel longiores, basi valde distantes; scapo subcylindrico, aut articulo tertio brevior, aut sæpius longior (in typo *A. transversa* fere æquali); cæteris gradatim decrescentibus. *Mandibulæ* validæ. *Prothorax* transversus, disco regulari, lateribus rotundatus et basin versus sensim latior. *Elytra* subtrigonata, regularia, apice integra. *Pedes* inæquales, antici longiores; *protibicæ* curvatæ, intermediæ integræ; *tarsi* breves, articulis tribus primis transversis, in maribus aliquando fimbriatis. *Prosternum* elevatum. *Mesosternum* antice dilatatum et paulo productum.

The type of this genus is a Manillan insect (*A. transversa*), described with two other species by Mr. Newman in 1842. Mr. Wallace's researches have added nine more to the list, of which five have been described by Mr. White, and another by myself.



Besides these the late M. Mouhot obtained three species in Cambodia, which were published by me as *Agelastæ*, but only one of which can be retained in the genus as here defined.\* I have also species in my collection from Pulo Penang and from Patani in Malacca,† and another from Java, unpublished, is the *Chæromorpha pigra* of Dejean's Catalogue. The species with scarcely an exception are remarkably distinct, and, omitting one, which is only placed here provisionally, the genus, as now limited, is a very natural one. Nevertheless there are certain peculiarities which it may be well to notice. In *A. irrorata*, there is a very decided process on the side of the prothorax, not exactly a tubercle or a tooth (as in *A. Polynesus*), and there is a little angularity also in *A. sobrina* and *A. sulphurea*. The male *A. Wallacci* has the antennæ scarcely longer than the body, while in *A. sobrina* they are half as long again. In the male of a species from Penang (not yet published), and apparently so closely allied to *A. Wallacci*

\* The other two form two genera, viz. :—

#### DISSOSIRA.

Characteres fere ut in *Agelasta*, sed *antennarum* articulo tertio scapum superante, *prothorace* suboblongo, cylindrico, antice transversim impresso, et *pedibus* subæqualibus.

The type is—

*Dissosira catenata*.

*Agelasta catenata*, Pascoe, Journ. of Entom. i. 336.

and

#### HELIXOEA.

Characteres fere ut in *Agelasta*, sed *antennarum* articulo tertio scapum longe superante, *prothorace* parvo, antice posticeque æquali (et lateraliter rotundato), *mesosterno* dentato, *pedibus* subæqualibus.

The type is—

*Helixoea rupta*.

*Agelasta rupta*, Pascoe, Journ. of Entom. i. 355.

† This may be defined as follows :—

*Agelasta lar*.

*A. nigra*, nitida, pube albida interrupta tenuiter tecta; antennis pedibusque anticis elongatis.

*Hab.* Malacca (Patani).

Black, shining, with an interrupted thin whitish pubescence, giving the prothorax, and especially the elytra, a very mottled appearance; prothorax almost as broad as the elytra, rather irregular at the sides; elytra short, with shallow dispersed punctures, principally at the base; body beneath and legs blackish, with a pale grey pile; protibiæ nearly as long as the elytra; tarsi whitish, the claw joint dark brown, except at the base; antennæ half as long again as the body, darkish, the bases of the third to the sixth or seventh joints paler.

Length 6 lines.

that I at first thought it might be a variety of it, the antennæ are twelve-jointed; the supplementary joint is not simply an appendage of the eleventh, but in all respects a true and perfect joint. *A. callizona* has the distal end of the protibiæ densely tufted. In the female of *A. Polynesus* the antennæ are thickened towards the apex. Excluding *A. basalis*, which cannot be considered a true *Agelasta*, the genus might be divided into two sections, 1st, those with the third joint of the antennæ longer than the scape, and 2nd, those in which it is shorter; but between these there is the Manillan *A. transversa*, in which they are about equal. This, therefore, seems to be one of those genera in which the comparative lengths of these joints (which generally afford most reliable characters, and this may also be said of the antennæ to a certain extent), are to be considered as only of secondary importance.

All the members of this genus met with by Mr. Wallace were found on fallen trees, but "fell off and lay as if dead when disturbed." *A. Newmanni* was found "flying above newly fallen timber."

\* Prothorax rounded at the sides.

*Agelasta callizona.*

White, Proc. Zool. Soc. 1856, p. 409, pl. xl. fig. 13.

*A. fusca*, disperse griseo-pubescentis; elytris fascia lata mediana apiceque rubescentibus.

*Hab.*—Sarawak.

Dark brown, with a sparse greyish pile, the shallow punctures giving it a spotted appearance, a broad band across the middle of the elytra, and the apex, reddish or brownish-red; prothorax rounded at the sides; scutellum slightly transverse, rounded behind; body beneath dark brown, subnitid, side of the metathorax with a greyish pile; legs with a close reddish-brown pile, ends of the tibiæ, particularly of the anterior, clothed with long black hairs, tarsi with the first two joints and base of the third black, claws black, the rest white; antennæ dark brown, base of the fifth and nearly the whole of the sixth joint reddish.

Length 6—7 lines.

*Agelasta Wallacei.*

White, Cat. Long. Brit. Mus. (1855), pl. x. fig. 10 (*sine descript.*),  
id. Proc. Zool. Soc. 1856, p. 409.

*A. fusca*, pube alba tenuissima et densissima ornata; capite

prothoraceque fuscis, albo-vittatis; elytris fuscis, fascia latissima alba.

*Hab.*—Sarawak.

Dark chocolate-brown, with a very thin pile of the same colour, and bands and stripes composed of a very dense and fine white pubescence; head and prothorax with four white stripes, sometimes with three intermediate ones also; scutellum slightly transverse, rounded behind; elytra with a broad white band, occasionally with spots at the base, more frequently with spots towards the apex; body beneath glossy brown, metasternum and margins of the abdominal segments white; legs covered with a greyish-white pile, except the first two joints of the tarsi, the basal half of the third, the apex of the claw-joint and the claws, which are black; antennæ also covered with a close greyish-white pile, the tips of the third to the sixth joints, and the whole of the remaining joints, brown.

Length  $4\frac{1}{2}$ —6 lines.

*Agelasta Polynesus.*

White, Cat. Long. Brit. Mus. (1855), pl. x. fig. 9 (*sine descript.*), id. Proc. Zool. Soc. 1856, p. 410.

*A. pube tenuissima et densissima vestita; capite, prothorace, elytrisque lineis albis subobliquis numerosis dispositis.*

*Hab.*—Sarawak, Singapore.

Covered with a very fine and dense dark brown pubescence, marked with slightly oblique, narrow, white stripes; on the head the white predominates, but there are four dark stripes between the antennæ, and one below each eye; on the prothorax there are eight, and they are less pubescent than the white portion, the two central stripes, however, are sometimes united posteriorly; scutellum white; on the elytra the white stripes, more or less interrupted, sometimes broken up into spots, run from the base towards the suture; body beneath and legs covered with a greyish-white pile; antennæ dark brown, the scape, and third, fourth and fifth joints at the base, greyish; in the female the antennæ are thickened towards the apex.

Length 5—7 lines.

*Agclasta Newmanni.*

White, Proc. Zool. Soc. 1856, p. 410, pl. xl. fig. 15.

*A. fusca, pube subtilissima cinerea tecta; elytris cinereis, fasciis duabus fuscis ornatis.*

*Hab.*—Sarawak.

Pale ashy, with a brown band on the prothorax, and two on the elytra, the ashy colour caused by a very delicate closely-set pubescence, the brown consisting merely of the derm; head entirely ashy; on the prothorax the band occupies the central third; on the elytra the first band occurs directly between the middle and the base, the second a little behind the middle, sometimes a spot or two on the ashy portions; body beneath more or less glabrous; legs dull ashy, the distal extremities of the tibiæ and the tarsi brown; antennæ brown, the scape and bases of the third to the fifth joints, ashy.

Length 5—7 lines.

*Agelasta sobrina.*

*A. tenuiter pubescens, fusca, fulvo- vel rufescente-varia et albo-maculata; capite lato, fronte maculata; antennarum articulo tertio quarto longiore.*

*Hab.*—Sarawak, Banca, Malacca.

Pale fuscous, with a short interrupted pubescence; head rather broad in both sexes, spotted with whitish, the spots more or less numerous and coalescing, in the more perfect examples forming a vermicular pattern; prothorax also spotted with white, the spots generally taking a longitudinal direction, sometimes broken up into no determinate figure; scutellum broadly triangular, sometimes with a white border; elytra brown, varying as to amount and intricacy of rufous or fulvous colouring in every specimen, or even on different sides of the same individual, but the two colours always very distinct and separated in many parts by small white spots; body beneath glossy black, with a white pile at the sides; legs pale chesnut, the tibiæ and tarsi with a greyish-white pile, the tips of the former, and distal extremities of the latter, black; antennæ brown, darker towards the end, with the second and bases of the third and following joints to the sixth whitish, scape ashy white with brown spots, the third joint longer than the fourth; protibiæ of the male greatly elongate.

Length 5—8 lines.

*Agelasta amica.*

*A. amicus*, White, Proc. Zool. Soc. 1856, p. 410, pl. xl. fig. 14.

*A. tenuiter pubescens, fusca, rufescente-varia et albo-maculata; capite angustiore, fronte albo-vittata; antennarum articulo tertio quarto multo brevior.*

*Hab.*—Sarawak.

Very closely resembles the last, but without a doubt it is very

distinct and may be known at once by the third antennal joint being very much shorter than the fourth, by its much smaller or rather narrower head, especially below the eyes, and by the longitudinal lines which descend in front, in form resembling the letter W; the eyes are also larger, and there is only about their own length between them and the basal line above the mandibles, while it is nearly twice the distance in *A. sobrina*. Little can be said for colour in so variable a species as the former, but in this the elytra are everywhere spotted or rather speckled with white, while in *A. sobrina* the speckles only occur on the brown portion or at the extreme edge of the rufous; legs and antennæ less distinctly coloured; protibiæ in the male (in my specimen) not much larger than in the female.

Length 7—8 lines.

\* \* Prothorax somewhat toothed or projecting at the sides.

*Agelasta irrorata.*

Pascoe, Trans. Ent. Soc. ser. 2, iv. 100.

*A. nigra*, nitida, leviter cinereo-pubescentis; elytris nigro-irroratis guttisque albis ornatis; antennis, tibiis, tarsisque albo-annulatis.

*Hab.*—Singapore.

Black and shining, with a very short and thin ashy pubescence; head with a uniform sparse ashy or greyish pile; prothorax speckled with black, and having an angular projection on each side anteriorly; scutellum subtriangular, its apex rounded; elytra with numerous small black spots, and about thirteen pure white ones, three of these being on the suture and common to both elytra; body beneath glossy black, with spots or patches of greyish pile; legs black, the tibiæ with a whitish ring in the middle; tarsi black, the last two joints white; antennæ black, the bases of the fourth, fifth and sixth joints white.

Length 8 lines.

*Agelasta sulphurea.* (Pl. VII. fig. 6.)

*A. nigra*, nitida, leviter cinereo-pubescentis; elytris nigro-irroratis, fasciis duabus cinereis ornatis; antennis pedibusque fuscis; tibiis tarsisque dense griseo-pubescentibus.

*Hab.*—Macassar.

Black or rather dark brown, shining, with a short, interrupted, ashy pile; head glabrous, except the narrow pubescent stripes on the vertex, and another over the eye descending to the lip; prothorax partially pubescent at the sides, which are prominently

rounded, nearly glabrous in the middle; scutellum transverse, rounded behind; elytra with the pubescence closely condensed at the base, and a little behind the middle, thence forming two broad well-marked bands,\* rest of the elytra spotted or patchy from the absence of pubescence; body beneath glossy brown or black, the abdominal segments bordered with white; antennæ and legs brown, the tibiæ gradually becoming greyish from the increase of pubescence, the tarsi entirely pubescent.

Length  $8\frac{1}{2}$  lines.

The following is provisionally placed in this genus.

*Agelasta basalis.*

A. pube subtilissima rufo-fusca griseo-irrorata tecta; elytrorum singulorum basi macula ochracea.

Hab.—Menado.

Covered with a very delicate reddish-brown pubescence, spotted with greyish, and having at the base of each elytron an ochraceous patch; head obscurely mottled with greyish and brown; prothorax not much narrower anteriorly than behind; scutellum dark brown; elytra with two large patches on each side free from the greyish spots, otherwise these spots are very irregular, some of them being confluent, but the greater part are isolated and very distinct; body beneath with a greyish pile on the breast, reddish-yellow on the abdomen; legs rather obscurely ringed with dark brown and grey; the tarsi, except the extremity of the claw-joint, pale ashy; antennæ dark brown, the bases of the joints, from the third inclusive, pale ashy.

Length 6 lines.

This species differs considerably from the rest of the genus; but in the absence of any decided character, and as I have only a single example, I am unwilling to propose a new genus for its reception. It is much less robust in its habit, narrower, the sides more parallel, and although a male, the fore-legs are not very perceptibly thicker or longer than the others; they are, however, slightly curved, which, with other discrepancies, prevents it being placed in *Sorbia*.

SYRRHOPEUS.

*Caput* antice quadratum, tuberibus antenniferis distantibus.

*Oculi* profunde emarginati. *Antennæ* corpore longiores;

\* Mr. Wallace, in his notes, says, that when living it is "irrorated with bright sulphur yellow, forming bands."



scapo elongato, cylindrico; articulo tertio longiore; cæteris decreseentibus. *Mandibulæ* paulo elongatæ. *Prothorax* sub-oblongus, capite vix latior, lateribus rotundatus. *Elytra* oblonga, cylindrica, paulo angusta. *Pedes* inæquales, antici longiores; *tibiæ* anticæ rectæ, intermediæ extus cristatæ; *tarsi* antici elongati, articulis duobus primis late triangularibus, intermedii et postici breves. *Mesosternum* dentatum, haud dilatatum.

A beautiful insect, having a singular resemblance to *Agelasta callizona* in its coloration, is the sole representative of this genus. From *Agelasta*, however, it is abundantly distinct, not only in the form of the prothorax and mesosternum, but also in the straightness of the protibiæ,\* and the elongated, parallel, and dilated anterior tarsi, while on the prothorax little glossy black granulations take the place of punctures.

*Syrhlopeus agelastoides.* (Pl. VII. fig. 3.)

S. tenuiter pubescens, dense fusco-irroratus; prothorace granuloso; elytris fascia lata mediana apiceque rubescentibus.

*Hab.*—Sarawak.

Covered with a short dense pubescence of a reddish colour, very closely spotted with brown on the upper surface, except the bands on the elytra, but less so on the anterior femora and base of the antennæ; head nearly as broad as the prothorax, the latter scarcely longer than broad, the sides regularly rounded, the disc with black glossy granules; scutellum somewhat quadrate; elytra punctured, chiefly at the base, with a few scattered granules, the median band rather broad and of a clear pale brick-red colour, the apex also of the same colour; body beneath dark brown, with a very sparse greyish pubescence; legs mostly reddish, the anterior femora spotted with brown, the distal extremities of the tibiæ, the basal joints of the intermediate and posterior, and the two basal joints of the anterior, tarsi, the tips of the claw-joints and the claws, black; antennæ reddish, the tips of the third and most of the following joints black.

Length 7 lines.

SORBIA.

*Caput* antice transversum, infra oculos paulo dilatatum, fronte convexa, tuberibus antenniferis brevibus. *Oculi* mediocres, fere divisi. *Antennæ* corpore longiores, basi valde distantes;

\* These and their tarsi are incorrectly given in the figure.

scapo subcylindrico; articulo tertio longiore; sequentibus brevioribus et gradatim decrescentibus. *Prothorax* capite non latior, transverse subcylindricus, linea impressa antica. *Elytra* oblonga, parallela, regularia. *Pedes* breves; *protibiæ* rectæ; *tarsi* omnes trigonati. *Prosternum* elevatum. *Mesosternum* antice dentatum.

The only species of this genus has very much the habit of *Agelasta basalis* (*ante*, p. 129), but is distinguished by several characters, notably by the form of the mesosternum.

*Sorbia tarsalis.* (Pl. VI. fig. 5.)

*S.* tenuiter pubescens, ochracea, dense fusco-irrorata; elytris fascia irregulari ochracea post medium; tarsis albidis.

*Hab.*—Sarawak.

Pubescence very short, ochraceous, closely sprinkled with dark brown; head rather roughly pubescent, with a few back granules on the vertex, lip hairy, very narrow and elongate; prothorax nearly parallel at the sides behind the anterior impressed line, the disc with numerous granules; scutellum subtransverse; elytra rather distinctly punctured at the base, with a few granules, behind the middle a narrow but rather interrupted and zig-zag ochraceous band, in another specimen the band is represented by a few oblong patches placed nearly side by side; body beneath dark brown, shining, with a thin greyish pile; legs pale greyish, mottled with brown; tarsi with the two intermediate joints, and the adjoining portion of the claw-joint, whitish; apex of the claw-joint, claws, and basal joint, dark brown; antennæ varied, the scape and basal half of the third joint pale greyish, spotted with brown, the rest of the antennæ dark brown, with the bases of the fourth and fifth, and the eighth, ninth and tenth joints, pale greyish.

Length 7 lines.

ALE.

*Caput* antice subquadratum, tuberibus antenniferis validis, fronte sulcata. *Oculi* laterales, valde emarginati. *Antennæ* corpore longiores; scapo cylindrico; articulis tertio et quarto longioribus et æqualibus; sequentibus multo brevioribus. *Prothorax* suboblongus, capite latior, antice transversim impressus, lateraliter vix rotundatus. *Elytra* oblonga, basi subcristata. *Pedes* mediocres; *protibiæ* subcurvatæ; *tarsi* haud dilatati; *coxæ* antiçæ productæ. *Prosternum* demissum. *Mesosternum* antice leviter rotundatum.

The anterior coxæ in this genus are remarkably produced, while the prosternum scarcely rises above their roots, and the mesosternum is gently rounded anteriorly, and neither dilated nor toothed. The crest at the base of each elytron is very small, and is accompanied by two slightly elevated lines externally. The transverse impression on the prothorax is joined behind by a shallow longitudinal excavation, dividing the disc into two very slight lobes. In habit and dullness of coloration the genus resembles some species of *Praonetha*.

*Ale agraria.* (Pl. VI. fig. 6.)

*A. modice pubescens, fusca, leviter griseo-varia.*

*Hab.*—Batchian.

Covered with a short, moderately dense, darkish brown pubescence, slightly varied with grey; head deeply sulcated between the antennary tubers, clothed with a yellowish-grey pile; prothorax slightly punctured, abruptly narrowed anteriorly, behind which its sides are nearly parallel; scutellum nearly semicircular; elytra irregularly punctured, the punctures nearly confined to the basal half, crest at the base small and tooth-like, two raised lines externally, not extending to the apex, a light grey spot at the end of the innermost, and a few obscure greyish patches, chiefly towards the base; body beneath brownish; legs and antennæ very slightly pubescent.

Length 6 lines.

ÆSOPIDA.

*Æsopida*, J. Thomson, Syst. Ceramb. p. 62.

*Caput* antice transversum, inter oculos concavum, tuberibus antenniferis validis, divergentibus. *Oculi* fere divisi. *Antennæ* breves; scapo cylindrico; articulo tertio curvato, scapo æquali; cæteris multo brevioribus et decrescentibus. *Prothorax* transversus, lateribus subparallelus, dentatus, disco irregularis. *Elytra* subbrevia, irregularia, basi cristata. *Pedes* mediocres, subæquales; *protibicæ* flexuosæ; *tarsi* triangulares. *Prosternum* elevatum, planatum, postice productum. *Mesosternum* elevatum, antice dentatum.

There appears to be only one species of this genus, which will be readily recognized by its irregular elytra, crested at the base, and by the raised lines forming a rude kind of reticulation over them.

*Æsopida Malasiaca.*

J. Thomson, Syst. Ceramb. p. 62.

*Æ. griseo-pubescentis*, lineis elevatis nigris.

*Hab.*—Malacca.

Glossy black, the hollows on the upper surface filled in with a greyish pile; head with two short raised lines on the vertex; lip and epistome produced; prothorax with three well marked but very slightly elevated stripes, the middle one dividing posteriorly; scutellum small, subtriangular; elytra rather short, a large prominent crest at the base of each, the rest of the elytra with broad strongly-raised irregular longitudinal coarsely-punctured lines, the apex sinuato-truncate; body beneath and legs black, with a greyish pile; antennæ, from the fourth joint to the apex, ringed with black.

Length 5—7 lines.

GOLSINDA.

*Golsinda*, J. Thomson, Essai, &c., p. 343.

*Caput* antice transversum, infra oculos dilatatum, vertice elevato, tuberibus antenniferis validis, divergentibus, basi approximatis. *Oculi* subfrontales, late emarginati. *Antennæ* in maribus longissimæ; scapo elongato, clavato; articulo tertio longiore, arcuato; sequentibus, ultimo excepto, gradatim de-crescentibus; in foeminis articulo tertio scapo brevior. *Prothorax* tumidus, lateraliter muticus, rotundatus. *Elytra* oblonga, regularia, subdepressa, apice integra, humeris productis. *Pedes* robusti, antici in maribus elongati; *protibiæ* curvatæ, intus pluri-dentatæ (♂), intermediæ haud cristatæ; *tarsi* subtriangulares. *Prosternum* elevatum, postice angulatum. *Mesosternum* antice dentatum.

The sole exponent of this genus is a very handsome insect, first found at Sarawak by Mr. Wallace, and subsequently in Laos by M. Mouhot. It is allied to, but is very distinct from, the two following genera. The antennæ vary in length in both sexes.

*Golsinda corallina.*

J. Thomson, Essai, &c., p. 344.

*G. castaneo-fusca*, maculis pubescentibus aurantiacis ornata.

*Hab.*—Sarawak.

Dark chesnut-brown, with large spots of tawny-yellow pubescence; head with five spots in front, and a band beneath each eye; prothorax slightly constricted anteriorly, the disc longitu-

dinally sulcated and slightly corrugated transversely, the principal spots are one central, two anterior and four lateral; scutellum subquadrate; elytra oblong, rather depressed, three principal spots on the suture, one on each shoulder and one at the apex on each side, the remainder irregularly dispersed; body beneath glossy chesnut-brown; legs brown, the femora and tibiæ ringed with orange; the tarsi orange, except the base of the first joint and apex of the last; antennæ brown, with the third to the sixth joints orange at the base.

Length 6—12 lines.

#### PALIMNA.

*Palimna*, Pascoe, Journ. of Entom. i. 346 (1862).

*Cylanca*, J. Thomson, Syst. Ceramb. p. 58 (1864).

*Caput* antice quadratum, tuberibus antenniferis validis, divergentibus, basi approximatis. *Oculi* late emarginati. *Antennæ* in maribus longissimæ; scapo obconico; articulo tertio recto, duplo longiore; cæteris paulo brevioribus, fere subæqualibus, vel leviter gradatim decrescentibus, ultimo præcedente longiore excepto; articulo septimo apice lateraliter laminato-producto; in fœminis articulis tertio et sequentibus multo brevioribus. *Prothorax* capite vix latior, quadratus, irregularis, lateraliter dentatus. *Elytra* subtrigonata, irregularia, lateribus oblique angulato-deflexa, humeris producto-acutis, apice integra. *Pedes* robusti, antici in maribus elongati; *protibicæ* curvatæ, intus apicem versus unidentatæ; intermediæ in utroque sexu extus cristatæ; *tarsi* subtriangulares. *Pro- et meso-sterna* simplicia, hoc antice rotundato.

The characters which separate this genus from *Golsinda* are principally the comparatively short and obconical scape, the simple mesosternum, the toothed prothorax and the irregular elytra. Olivier, who has described and represented one of the species (Tom. iv. No. 67, pl. xx. fig. 151) under the name of *Cerambyx annulatus*, says, however (p. 95), "thorace mutico;" but although small, there is undoubtedly a tooth on each side, besides the tooth-like tubercles on the disc, and in another species found in Laos and in Pulo Penang, it is far more strongly developed, especially (and this is very remarkable) in the female. The males in this genus, besides the much greater length of the antennæ, have a very prominent lamina at the tip of the seventh joint, this is rounded at the end and its sharp margins fringed with short hairs; there is a tendency to the same structure in the sixth as well as in the fifth joint, but in the latter it is less evident, and traces of these

little prominences are also obvious enough on the antennæ of the females.

*Palimna tessellata.* (Pl. VI. fig. 2.)

*Golsinda tessellata*, Pascoe, Trans. Ent. Soc. ser. 2, iv. 49.

*P. nigra*, albo-maculata, densissime et brevissime pubescens; elytris apice truncatis, tarsorum articulo ultimo medio albo.

*Hab.*—Sarawak.

Cloudy, covered with a very short dull black pubescence, marked with large, oval or round, distinct, white, occasionally confluent, spots; band between the eyes and the vertex black, rest of the head white, including an X-shaped mark between the tubers; mandibles and palpi black; prothorax about equal in length and breadth, a short tooth on each side, and four tubercles, with a central smaller one, on the disc; scutellum scutiform; elytra with two erect spines at the base of each, and a few black granules, from each shoulder an oblique angular line marking a deflexion of the elytron, the apex shortly truncate; legs and antennæ ringed with black and white, first two joints of the tarsi white bordered with black, the rest black, except the middle of the claw-joint; inner margin of the protibiæ minutely corrugated.

Length 6—11 lines.

GONIAGES.

*Caput, oculi et antennæ* ut in *Palimna*, sed articulo sexto laminato-producto. *Prothorax* quadratus, lateribus parallelus et inermis, disco subirregulari. *Elytra, pedes et sterna* ut in *Palimna*.

There is very little beyond the form of the prothorax to separate this genus from *Palimna*; the position of the "lamina" on the sixth instead of the seventh antennal joint is perhaps more remarkable than important.

*Goniages infausta.* (Pl. VI. fig. 3.)

*Golsinda infausta*, Pascoe, Trans. Ent. Soc. ser. 2, v. 41.

*G.* obscure fusca, brevissime pubescens, elytris griseo-variis.

*Hab.*—Sarawak.

Pubescence very short, dull blackish-brown, obscurely varied with grey on the elytra; head beneath the eyes, and spot behind them, greyish; prothorax slightly gibbous on each side, with a few very small glossy granules; scutellum rather short; elytra much shorter in the male, coarsely punctured, especially on the middle, two stout spines at the base and two smaller spines on the shoulders; body beneath and legs with a sparse greyish pile, the tarsi



black, with the two basal joints ashy; antennæ black, the fourth to the ninth joints obscurely ringed with ashy at the base.

Length 7—8 lines.

PHEMONE.

*Phemone*, Pascoe, Trans. Ent. Soc. ser. 2, v. 48.

*Caput* parvum, antice quadratum, tuberibus antenniferis modice distantibus. *Oculi* mediocres, profunde emarginati. *Antennæ* graciles, corpore longiores; scapo subtenuato, cylindrico; articulo tertio longiore; cæteris brevioribus, ultimis obsolete articulatis. *Prothorax* latitudine longitudini fere æqualis, antice angustior, lateribus rotundatus. *Elytra* oblonga, subdepressa, humeris haud productis. *Pedes* subbreves, antici longiores; *protibiæ* subrectæ; *tibiæ* intermediæ integræ; *tarsi* breves, dilatati, antici valde transversi. *Mesosternum* antice productum.

This is one of those isolated genera, of which so many occur among the *Longicornia*. The head is much smaller than is usual in this sub-family, and is in a line at the sides with the prothorax, while, from the narrow elytra and receding shoulders, there is not that disproportion at the junction between them and the prothorax which we find in the other members of this group. In these respects it approaches the *Apomecyninæ*, but the elongate scape and longer anterior legs, especially in the males, point rather to a location in the present sub-family.

*Phemone frenata.*

*Apomecyna frenata*, Pasc. Tr. Ent. Soc. ser. 2, iv. 107.

*Phemone frenata*, „ „ „ „ v. 48, pl. ii. fig. 5.

*P.* atra, subnitida; linea albo-pubescente continua ab oculis per latera prothoracis elytrorumque usque ad medium horum, ibique transversim ad suturam currente, alteraque semilunari subapicali instructa.

*Hab.*—Singapore.

Black, somewhat glossy, moderately punctured; a pure white line, composed of closely set hairs, commencing behind the eye, is continued over the prothorax and elytra at the sides to the middle of the latter, where it curves inwards and joins its fellow at the suture; behind this, but not quite at the apex, a crescent-shaped line, from which at the suture a finer line is continued to the apex; rest of the prothorax and elytra nearly glabrous; body beneath dark, shining, with a thin greyish pile; legs and antennæ black.

Length 5—5½ lines.

SODUS.

*Caput* antice transversum, tuberibus antenniferis remotis. *Oculi* magni, profunde divisi. *Antennæ* corpore longiores, omnino sparsim setulosæ; scapo cylindrico, apice rotundato; articulo tertio longiore; sequentibus brevioribus et decrescentibus. *Prothorax* capite vix latior, turgidus, lateraliter rotundatus. *Elytra* regularia, subparallela. *Pedes* mediocres; *pro-tibiæ* curvatæ, intermediæ integræ; *tarsi* breves, antichi dilatati, intermedii et postici æquales, subdilatasti. *Pro-* et *mesosterna* simplicia. *Corpus* setulosum.

An isolated genus differing from all others of its sub-family in its scape, which is rounded and not produced at the apex, although there is a slight approach to this structure in *Ipocregyes*. The habit, however, is not very different from *Cacia*. Another species is found in Pulo Penang.

*Sodus verticalis.* (Pl. VII. fig. 5.)

*S. fuscus*, nitidus, setulosus, sparse griseo-pubescent; capite, vertice, antennisque basi, niveis; prothoracis basi apice haud latiori.

*Hab.*—Singapore.

Dark brown, shining, the very thin greyish pubescence scarcely apparent except under the lens, but every part, except beneath, with long scattered erect hairs; head glabrous and glossy brown in front, the vertex and sides of the face covered with snowy-white hairs; prothorax turgid on the disc, the centre with a longitudinal impression; scutellum very short, transverse; elytra remotely and irregularly punctured, a very narrow flexuous white band near the base, and a W-formed mark of the same colour on each elytron towards the apex; in both cases the brown behind is of a somewhat darker tint; there are also vestiges of another band across the middle; body beneath reddish-brown, almost glabrous; legs reddish, especially the tarsi, and more thickly clothed with long hairs than elsewhere; antennæ brownish, with the three or four basal joints clothed with white hairs.

Length 4 lines.

DIEXIA.

*Caput* antice transversum, tuberibus antenniferis brevissimis, remotis. *Oculi* profunde emarginati. *Antennæ* 12-articulatæ, corpore paulo longiores, longe-ciliatæ, præcipue articulis ultimis; scapo modice elongato, subincrassato, apice rotun-

dato, integro; articulo tertio paulo longiore; quarto brevior; cæteris ad undecimum brevissimis; ultimo paulo præcedenti longiore. *Prothorax* quadratus, lateraliter leviter rotundatus. *Elytra* oblonga, subangusta. *Pedes* læves; *tibiæ* anticæ curvatae; *tarsi* haud dilatati. *Pro- et meso-sterna* depressa. *Abdomen* segmentis subæqualibus.

This remarkable little genus with its twelve-jointed antennæ, peculiar scape, and depressed pro- and meso-sterna, would almost appear to be out of place in this sub-family; perhaps, indeed, it might have been better ranged with the *Apomecyninæ*. I have only seen a single example, apparently a male, which, according to Mr. Wallace's note, was found "under fallen timber."

*Diexia punctigera.* (Pl. VII. fig. 1.)

*D. fusca*, vage hirsuta, supra fortiter punctata, lineis griseo-pubescentibus ornata.

*Hab.*—Singapore.

Dark brown, somewhat glossy, with scattered erect hairs, otherwise nearly glabrous, except the head and certain greyish pubescent lines on the prothorax and elytra; the upper surface strongly and rather remotely punctured; head covered with shaggy patches of hair in front, behind the eyes a white mark, which corresponds with a stripe along the side of the prothorax and over the shoulder to the middle of the elytra, where it joins a short transverse line, the apex of each elytron bordered with a white line on its sutural margin, which is connected behind with a transverse one; body beneath pubescent, whitish; legs covered with long whitish hairs, the tarsi black; antennæ hairy, pale greyish or white, the first, second, fifth and last two joints, and the tips of the third and fourth, black.

Length 3 lines.

APOMECCYNINÆ.

Many of the genera of this sub-family, as it is here limited, have been, hitherto, widely dispersed in systematic works; but, taking their general characteristics into consideration, we get a long series of forms, many of them very remarkable, but which, when seen together, seem to be sufficiently connected to justify their juxtaposition.

The body of these insects is generally elongate, and either cylindrical, fusiform or irregular, that is, with the elytra broader than the prothorax; at the same time the legs are below the usual

length, and often very short, so as not to extend beyond the abdomen. The prothorax is rarely spined or toothed, and is frequently not broader than the head; the latter is more or less quadrate in front, with the antennary tubers approximate at the base, except in *Euclæa*, and a few other genera, and the eyes are small and emarginate. The elytra are occasionally crested, but in many cases these crests are simply expansions or elevations of a carina or raised line, and have then no generic importance. The abdomen has sometimes all the segments except the basal one of equal length. But it is in the antennæ that the most frequent modifications of structure are met with. Sometimes they are entirely plumose, at other times the plumosity is confined to one or more particular joints, either surrounding them entirely or forming a dense or a pectinated fringe beneath them. In many genera it is difficult to detect the articulations of the terminal joints, but in *Cloniocerus* the very reverse of this prevails, and each joint after the fourth is drawn out on one or both sides at the tips. When very short (and they are rarely longer than the body) it is owing to the last seven joints being unusually abbreviated. The scape is not produced, and never scarred at the apex.

The affinities of the *Apomecyninæ* are numerous. To the *Niphoninæ* they approach through *Praonetha* on the one side and *Ægomomus* on the other, while *Diexia* in the preceding sub-family might, as I have already observed, have been equally well placed in this. From such short-footed groups as the *Phytæciinæ* and *Obercinæ*, they may be distinguished by their simple claws, and from the *Saperdinæ* by the emargination of the intermediate tibiæ. The *Hippopsinæ* have their antennæ contiguous at the base; this is never the case with the *Apomecyninæ*. It is scarcely necessary to observe that none of the characters distinguishing secondary groups are absolute. Here and elsewhere are ambiguous genera, whose position, in the absence of any obvious affinity, depends on the importance to be attached to certain points of structure. Perhaps the most aberrant genera in the sub-family are *Cloniocerus* and *Desmiphora*, but these are bridged by such forms as *Apodasya*, *Atelodesmis*, *Eupogonius*, &c. But none of these belong to the Malay fauna.

*Albana* and *Stenidea* are the only European exponents of this sub-family. *Mycerinus* (which although represented in Africa and Australia has not been found by Mr. Wallace) and a few other genera recently added to our lists represent it in Australia. In America there are *Agennopsis*, *Eupogonius*, *Phidola*, *Eudesmus*, *Eupromera*, *Hebestola*, and many more. Africa contributes *Tecton*, *Enaretta*, *Cornia*, *Elithiotes*, *Cymatura*, *Sophonica*, and

others. Most of the Asiatic genera occur in the Malayan Archipelago; there are, however, others yet undescribed, which so far appear to be Asiatic only.

There are twenty-eight genera in the collection, and one hundred and sixty-four species. In the following table of the genera I have intentionally given prominence to the most obvious characters, rather than the most important.

*Genera.*

Antennæ with the terminal joints plumose.

The three basal joints also more or less

plumose .. .. . *Cenodocus*, Thoms.

The basal joints not plumose.

Scape as long as the third joint .. *Zosmotes*, n. g.

Scape shorter than the third joint .. *Synelasma*, Pasc.

Antennæ not plumose.

Prothorax toothed at the side.

Propectus elongate .. .. *Euclæa*, Newm.

Propectus short.

Mesotibiæ toothed internally .. *Moron*, Pasc.

Mesotibiæ not toothed.

Tarsi as long as their tibiæ .. *Atmodes*, Thoms.

Tarsi shorter than their tibiæ .. *Zæera*, n. g.

Prothorax unarmed.

Prothorax cylindrical, not broader than the head.

Elytra narrowly trigonate .. .. *Epelysta*, n. g.

Elytra nearly parallel.

Body narrowly cylindrical.

Apex of the elytra rounded .. *Zorilispe*, n. g.

Apex of the elytra abruptly declivous .. .. *Atimura*, Pasc.

Body robust; elytra much broader than the prothorax.

Prothorax irregular, constricted *Xylorhiza*, Lap.

Prothorax cylindrical .. .. *Sthenias*, Lap.

Prothorax broader than the head.

Antennæ with the five basal joints incrassated .. .. *Dymascus*, n. g.

Antennæ more or less setaceous, or linear.

Scape very robust, rugosely punctured .. .. *Ætholopus*, n. g.

Scape of moderate size, or small.

Terminal joints of the antennæ  
short and obsolete-ly articu-  
lated.

Eyes large, extending to the  
base of the mandibles .. *Phesates*, n. g.

Eyes of moderate size or small.

Pro- and meso-sterna de-  
clivous .. .. *Apomecyna*, Serv.

Pro- and meso-sterna ele-  
vated.

Eyes completely divided.

3rd and 4th ant. joints  
of equal length .. *Etaxalus*, n. g.

3rd joint much longer  
than the 4th .. *Sesiosa*, n. g.

Eyes not divided .. *Cobria*, n. g.

Terminal joints of the antennæ  
longer and not obsolete-ly  
articulated.

Antennæ linear.

Antennæ glabrous .. .. *Meximia*, n. g.

Antennæ fringed beneath .. *Gemylus*, n. g.

Antennæ setaceous.

Antennæ robust, third and  
fourth joints curved and  
thickened towards the  
apex.

Body compressed .. *Praonetha*, Bl.

Body depressed .. .. *Stesilea*, n. g.

Antennæ slender, third and  
fourth joints straighter  
and more cylindrical.

Tibiæ not longer than their  
tarsi.

Elytra short, convex .. *Ropica*, Pasc.

Elytra depressed and  
elongate .. .. *Sybra*, n. g.

Tibiæ longer than their tarsi.

Scape cylindrical .. *Bityle*, n. g.

Scape oblongo-pyriform *Pithodia*, n. g.

Scape oblongo-ovate .. *Myonoma*, n. g.



## CENODOCUS.

*Cenodocus*, J. Thomson, Syst. Ceramb. p. 47.

*Caput* antice subquadratum, supra sulcatum, vertice elevatum, linea mediana fere obsoleta, tuberibus antenniferis brevibus, distantibus. *Oculi* profunde divisi. *Antennæ* breves, robustæ; scapo breviter obconico, basi subito constricto, subtus plumoso; articulis secundo tertioque subtus plumosis, hoc sequente fere triplo longiore; quinto et sequentibus brevissimis, subtus breviter plumosis. *Prothorax* capite latior, antrorsum sensim attenuatus, lateribus inermis, angulis posticis rectis. *Elytra* ampliata, convexa, brevia, basi callosa. *Pedes* breves, robusti; *tibiæ* brevissimæ, triangulares; *tarsi* lati. *Pro-* et *meso-sterna* elevata.

This, although a most distinct and remarkable genus, may be considered a modification of *Synelasma*, wanting the prothoracic tooth, and having the first three joints of its antennæ plumosely fringed. The species described by M. Thomson, *C. antennatus*, is from Java. From the clause "antennarum art. 2—3 et 5—11 nigris, artic. 3<sup>o</sup> flavo, apice nigro," and from no mention being made of the fringe clothing the upper part of the third joint, I have come to the conclusion that the example described below is a distinct although nearly allied species, the more so that I have recently seen another species from Pulo Penang, to which the same remarks may be applied.

*Cenodocus adustus.* (Pl. X. fig. 3.)

*C. grisescens*, fusco-varius; capite nigrescente; antennis, articulo quarto excepto, tibiis anticis et intermediis, tarsisque nigris.

*Hab.*—Sumatra.

Derm glossy black, closely covered with a short, coarse, greyish-fulvous pile, varied with brown; head brownish-black, strongly punctured, a short open groove above the line of the antennary tubers but not extending to the vertex; prothorax transverse, with coarse scattered foveolate punctures; scutellum transverse; elytra strongly punctured, a few black glossy granules, principally at the base and sides, a dark brown patch above each shoulder, two or three more posteriorly which are slightly connected, and one large central patch common to both elytra, the basal callus very slightly raised; body, posterior legs and all the femora covered with a greyish pile, the abdomen darker; tibiæ

and tarsi, the posterior excepted, black; antennæ with the fourth joint, except at the tip, white, the remainder entirely black.

Length 6 lines.

## SYNELASMA.

*Synelasma*, Pascoe, Trans. Ent. Soc. ser. 2, iv. 248.

*Caput* antice transversum; fronte planata, tuberibus antenniferis brevibus, valde remotis. *Oculi* parvi, profunde divisi. *Antennæ* breves, lineares; scapo cylindrico, basi tenuiori; articulis tertio et quarto multo longioribus; cæteris brevissimis, apicem versus plus minusve pectinato-fimbriatis. *Prothorax* antice capite latior, postice sensim dilatatus, lateribus rotundatus, prope marginem anteriorem dente instructus. *Elytra* ampliata, convexa, brevia, apice rotundata, basi generaliter cristata. *Pedes* robusti, breves. *Pro- et meso-sterna* elevata.

Four well-marked species of this genus are in the collection. Three of these have basal crests on the elytra, varying, however, considerably in their extent and character, while the fourth is not only without the crests, but also without the anterior prothoracic tooth. In other respects it is so conformable that it scarcely seems justifiable to separate it generically. The curious little hairy comb-like brushes fringing the last five or six joints of the antennæ are, I think, not confined to one sex, at least one of the specimens before me appearing to be a female. The last seven of these joints are so short that together they scarcely exceed half the length of the four preceding.

*Synelasma bufo.*

Pascoe, Tr. Ent. Soc. ser. 2, iv. 248, pl. xxvi. fig. 1.

*S. fuscum, tuberculatum, griseo-pubescens*; elytris basi subcristatis, postice interrupte costatis, singulis plaga magna laterali ochracea.

*Hab.*—Sarawak.

Brown, with a greyish woolly pubescence; head covered with sparse, crisp, ochreous hairs; prothorax with numerous black, irregular, crowded tubercles; scutellum transverse; elytra with numerous granulated tubercles, some bearing a short stiff hair, three or four interrupted elevated lines, principally posteriorly, but one rising into a broad crest at the base, at the side and before the middle a large pale ochreous patch, the base, including the scutellum and the adjoining portion of the prothorax, pale ferruginous; body beneath and legs dark brown, with a thin greyish

pile; antennæ greyish, with the tips of the third and fourth joints and the last seven black, the fourth, except at the tip, white.

Length  $6\frac{1}{2}$  lines.

*Synelasma stellio.*

*S. fuscum*, tuberculatum, ochraceo-pubescentis, griseo-varium; elytris basi granuloso-cristatis, lineis granulosis nigris nitidis instructis, singulis plaga magna laterali albescente.

*Hab.*—Sarawak.

Brown, with an ochreous woolly pubescence, varied with greyish; head covered with rough crisp hairs, some of them almost scale-like; prothorax with numerous black, irregular, crowded tubercles; scutellum transverse; elytra very uneven, with numerous black glossy tubercles, more or less uniting, and forming irregular longitudinal or oblique lines, the intervals hollowed and deeply punctured, the base with a well-marked granulated crest, on each side a large, somewhat indefinite, white patch; body beneath and femora black, shining, with a thin whitish pile, leaving numerous small glabrous spots; tibiæ and tarsi with greyish ochreous hairs; antennæ greyish, with the tips of the third and fourth joints and the last seven black, the fourth, except at the tip, white.

Length 7 lines.

*Synelasma anolius.*

*S. sparse fusco-pubescentis*, granuloso-punctatum; elytris singulis cristis tribus piloso-coronatis instructis.

*Hab.*—Sarawak.

Opake, dark chesnut-brown, the base of the elytra pale ferruginous, with a short thin pubescence scarcely modifying the colour of the derm; head sparsely punctured, clothed with ochreous crisp hairs; prothorax covered with large rough shallow punctures, constricted anteriorly, the constricted portion forming a narrow margin, over which the larger punctures do not extend; elytra irregularly punctured, a small black grauule, generally tipped with a whitish scale-like hair, seated on the edge of each puncture anteriorly, at the base of each elytron an elevated oblong crest, crowned with a brush of erect blackish hairs, and two crests of the same kind posteriorly on the declivity towards the apex, the exterior of the two being the smallest; body beneath with a greyish woolly pile; legs and antennæ, as far as the middle of the third joint, pale ferruginous, the fourth joint, except at the apex, white, the rest black.

Length 6 lines.

*Synelasma scincus.*

*S. fuscum*, sparse pubescens, haud granulatum; elytris subdepressis, haud cristatis, impresso-punctatis.

*Hab.*—Sarawak.

Dark brown, very slightly pubescent, without granulations, although between some of the punctures the derm is so pinched up as to assume in some places the appearance of them; head rugosely punctured, with patches of very pale ferruginous hairs; prothorax coarsely punctured, no anterior tooth, but a very small one on each side behind the middle; scutellum very short, transverse; elytra slightly depressed, covered with large widely-impressed punctures, especially at the sides, without crests, the base perfectly regular; body beneath glossy black, with a few greyish-ferruginous hairs, principally on the edges of the abdominal segments; legs with scattered greyish hairs; antennæ black, the third and fourth joints with a greyish pubescence at the base.

Length 6 lines.

## ZOSMOTES.

*Caput* antice quadratum, tuberibus antenniferis validis, divergentibus, basi approximatis. *Oculi* parvi, fere divisi. *Antennæ* corpore paulo longiores; scapo elongato, magno, claviformi; articulo tertio longissimo; cæteris multo brevioribus et sensim decrescentibus, quinque ultimis dense fimbriatis. *Prothorax* brevis, cylindricus, regularis, capite non latior. *Elytra* brevia, convexa, basi prothorace multo latiora, apice integra. *Pedes* mediocres, antici in maribus paulo elongati; *tarsi* antici cæteris latiores, articulo penultimo dilatato. *Pro- et mesosterna* elevata.

Perhaps this genus might have been better placed in the preceding sub-family, on account of its quadrate front and elongate scape; but as the latter is entire at the apex, and the antennæ have the same curious pectinated fringe as in *Synelasma*, I prefer to consider it a member of the same group as the last-mentioned genus.

*Zosmotes plumula.* (Pl. IX. fig. 3.)

*Z. castaneo-fuscus*; elytris sparse pubescentibus, fascia media interrupta albescente.

*Hab.*—Sarawak.

Dark chesnut-brown, and nearly glabrous, except the elytra; head chocolate-brown, very smooth and glossy, finely punctured;

prothorax transverse, very slightly rounded at the sides, finely and remotely punctured; scutellum rather large, broadly triangular; elytra short and convex, very gradually narrowing from the base, the sides a little rounded, sparingly pubescent, rather coarsely punctured, with a few granules at the base, across the middle, but not meeting at the suture, an obscure greyish-white oblique band; body beneath chesnut, with a fine greyish pile, especially along the margins of the abdominal segments; legs brown, thinly pubescent; antennæ chesnut-brown, the base of the fourth joint white.

Length 4 lines.

#### MORON.

*Moron*, Pascoe, Trans. Ent. Soc. ser. 2, iv. 249.

*Caput* parvum, antice subquadratum, tuberibus antenniferis validis, basi approximatis. *Oculi* profunde divisi. *Antennæ* breves, lineares; scapo tenue cylindrico; articulo tertio multo longiori; quarto tertio breviori; sequentibus multo brevioribus. *Prothorax* antice angustus, ad latera rotundatus et dente antico instructus, basin versus dilatatus, angulis posticis rectis. *Elytra* ampliata, convexa, basi callosa, humeris producta, apicem versus sensim angustiora. *Pedes* robusti; *tibiæ* intermediæ intus dentatæ. *Pro-* et *meso-sterna* elevata, hoc antice dentato.

From *Praonetha* this genus differs in the toothed prothorax gradually enlarging to the base, the more convex elytra giving the back a rounded outline (not nearly straight as in that genus), the nearly linear antennæ, the produced mesosternum, and the toothed intermediate tibiæ.

#### *Moron distigma.*

Pascoe, Tr. Ent. Soc. ser. 2, iv. 249, pl. xxvi. fig. 2.

*M. ochraceus*, vel brunneo-ochraceus, punctis impressis nigris numerosis tectus; elytris basi et callo granulatis, singulis macula læte ochracea, rotundata, pone medium.

*Hab.*—Sarawak.

Covered with a short brownish-ochraceous pubescence, interrupted with numerous black, very distinct, punctures; on the head they are much smaller than on the prothorax; on the latter the ochraceous varies in depth so as to form indistinct longitudinal lines; scutellum transverse; elytra with black shining granules at the base, especially on the two strongly elevated callosities, behind the middle a very bright and distinct, round, pale ochreous

spot, the apex slightly mucronate at the suture; body beneath and legs greyish-ochraceous; antennæ brownish, the tips of the third and fourth, and the remaining joints, black, the fourth ochraceous at the base.

Length 6 lines.

ZÆERA.

*Caput* antice subtransversum, genis rotundatis, tuberibus antenniferis brevibus, distantibus. *Oculi* parvi, profunde emarginati. *Antennæ* breves, setaceæ; scapo cylindrico; articulis tertio et quarto singulis scapo æqualibus; cæteris fere obsolete articulatis et multo brevioribus. *Prothorax* subtransversus, capite lator, antice angustus, lateraliter ante medium dente instructus. *Elytra* basi prothorace multo latiora, postice sensim angustiora. *Pedes* mediocres; *tarsi* breves, triangulares. *Proet meso-sterna* elevata, producta. *Corpus* breviter convexum.

The cylindrical form of the antennal joints, masking, as it were, the lines of articulation, and the lateral tooth of the prothorax, distinguish this genus from *Praonetha*. From *Atmodes* it differs in the form of the scape and the convexity of the prothorax and elytra.

*Zæera cretata.* (Pl. VIII. fig. 5.)

*Z. fusca*, prothorace macula laterali elytrisque strigis duabus obliquis niveis.

*Hab.*—Batchian.

Covered, except on the abdomen, with a short, scaly, dark-brown pubescence, mixed with a few larger and whitish hairs, many of which stand alone at the bottom of the punctures; upper surface rather remotely punctured, the brown colour on the head and prothorax, continuous with a narrow transverse band at the base of the elytra, lighter than the rest, but the line between the two very distinct; a white spot on each side of the prothorax underneath; nearly on the middle of the elytra a large oblique snowy-white stripe or patch, and behind this, and on the apical slope, a thin line also snowy-white and oblique, the apex rounded; abdomen dark chesnut-brown, with a sparse, paler pubescence.

Length  $5\frac{1}{2}$  lines.

COBRIA.

*Caput* antice subquadratum, tuberibus antenniferis validis, paulo divergentibus, basi subapproximatis. *Oculi* parvi, fere divisi, tenue granulati. *Antennæ* corpore breviores, validæ,



haud pilosæ; scapo brevi, incrassato; articulo tertio multo longiori; quarto tertio breviori; sequentibus incrassatis, gradatim decrescentibus, ultimis obsolete conjunctis. *Prothorax* capite latior, regularis, lateraliter rotundatus, et antice dentatus. *Elytra* subbrevia, prothorace latiora, paulo subdepressa, apice integra. *Pedes* breves, subæquales; *tibiæ* subelongatæ, anticæ rectæ; *tarsi* articulis tribus basalibus sublatis, ultimo haud longioribus. *Pro-* et *meso-sterna* elevata.

This genus has the habit of *Ropica*, but is more robust, and differs in the antennæ and legs; the tarsi, particularly, are remarkably short. The eyes are finely granulated, an unusual character in this sub-family, and the inferior lobe forms a slightly conical projection.

*Cobria albisparsa.* (Pl. VIII. fig. 1.)

*C. fusca*, sparse pubescens, maculis griseis adspersis.

*Hab.*—Dorey.

Dark brown, very thinly pubescent; head moderately punctured, with coarse greyish hairs in front; prothorax rather strongly punctured, much broader than the head, the sides well rounded, the anterior margin narrower than the posterior; scutellum subquadrate, rounded behind; elytra irregularly punctured, much broader than the prothorax, somewhat convex, the apex rounded, short lines and spots of greyish pile scattered over the disc; body beneath and legs chesnut-brown, glossy, with a sparse greyish pubescence; antennæ dark brown, varied with greyish.

Length  $3\frac{1}{2}$  lines.

EPILYSTA.

*Caput* antice transversum, infra oculos dilatatum, tuberibus antenniferis validis, brevibus, basi haud approximatis. *Oculi* mediocres, modice emarginati. *Antennæ* corpori æquales, setaceæ, graciles, haud hirsutæ; scapo brevissimo, ovato; articulo tertio multo longiore; sequentibus gradatim decrescentibus. *Prothorax* breviter cylindricus, regularis, capite vix latior. *Elytra* attenuata, elongato-cuneiformia, subdepressa, apicibus divaricato-acutis. *Pedes* breves; *tarsi* antichi articulo basali quadrato et cæteris majore. *Acetabula* antica leviter angulata. *Pro-* et *meso-sterna* declivia.

The large basal joint of the anterior tarsi is probably a character of the male only. The form of the elytra, however, will readily distinguish the genus. My specimen has a broad darkish band in the middle of the elytra, apparently from abrasion.

*Epilysta mucida.* (Pl. IX. fig. 7.)

*E. fusca*, pube griseo-ochrea tecta; elytris pone medium macula alba obliqua.

*Hab.*—Sarawak.

Brown, covered with a short greyish-ochreous pile; head sparingly punctured; lower border of the lip yellowish; prothorax nearly quadrate, very slightly rounded at the sides, the scantier pubescence on the disc forming a brownish stripe; scutellum broad, rounded behind; elytra nearly four times as long as the prothorax, seriate-punctate, an oblique white spot behind the middle, and traces of two or three other spots towards the base; body beneath with a coarse greyish pile; antennæ about as long as the body, the joints palish at the base; legs sparsely pubescent.

Length 5 lines.

EUCLEA.

*Euclea*, Newman, The Entom. i. 290.

*Caput* magnum, antice latum, et longitudinaliter plus minusve carinatum, vertice elevato, tuberibus antenniferis brevissimis, remotis. *Oculi* profunde divisi. *Antennæ* breves, graciles; scapo claviformi; articulo tertio longiore; quarto paulo brevioribus, cæteris multo brevioribus, gradatim decrescentibus. *Labrum* et *palpi* parvi. *Mandibulæ* robustæ. *Prothorax* capite vix latior, subcylindricus, antice lateraliter dentatus, basi bisinuatus. *Elytra* elongata, parallela, humeris haud prominentibus, apice mutica. *Pedes* breves, robusti. *Pro-* et *meso-sterna* elevata. *Propectus* elongatum.

A fine and very distinct genus, remarkable for its broad front and elevated vertex, and particularly for its elongate propectus, as in the *Monochaminæ*. The prothorax has a well-marked tooth on each side (not two, as Mr. Newman's description seems to imply) in the type *E. albata*, but this becomes a mere tubercle in the other species, and in one, *E. nigratarsis*, there is scarcely a vestige of it. There are four\* Manillan species in addition to the two here described.

\* Two of these are, I believe, undescribed.

*Euclea capito.*

*E. nigra*, nitida, pube ochraceo-irrorata; elytris punctatis, fascia latissima dense albo-pubescente, ad suturam interrupta, ornatis.

*Hab.*—Manilla.

Nearly as large as *E. albata* (11 lines), but narrower; prothorax less parallel

*Euclea illecebrosa.* (Pl. VIII. fig. 3.)

*E. nigro-chalybeata*, pube interrupta alba ornata; prothoracis disco et elytrorum maculis plurimis glabris, illo chalybeato-metallico.

*Hab.*—Celebes (Menado, Tondano).

Dark chalybeate, with an interrupted dense white pubescence; head slightly carinated in front, the pubescence rather coarse with a light buffy tint; prothorax slightly rounded at the sides, the disc dark steel-blue and very glossy, on each side close adpressed hairs, mostly placed transversely; scutellum transverse, rounded behind, glabrous; elytra pubescent, white, with large glabrous spots, one common to both in the centre, at the base of each, two sometimes conjoined, or two in addition, behind the outer one; behind the middle a transverse patch, and another oblong one at the apex, or these more or less combined, &c.; body beneath and legs with a thin white pubescence; antennæ about half as long as the body, the first and second joints and the basal halves of the third and fourth white, the remainder black; last seven joints very short.

Length 7—8 lines.

*Euclea nigritarsis.*

*E. pube ochracea vestita*, maculis glabris nigris nitidis dispersa, elytrisq; fascia sinillima post medium.

*Hab.*—Amboyna.

Upper surface covered with a short ochraceous pubescence, with numerous glabrous black shining spots; head roughly pubescent, with scattered punctures in front and a carina extending to the epistome; prothorax with nearly parallel sides and scarcely any tooth, the pubescence with numerous small spots; scutellum narrow, rather pointed; elytra pubescent, ochraceous, the spots invariably with a punctured centre, behind the middle a

at the sides, scutellum smaller, and elytra with well-marked punctures. *E. albata* has a close dark-brown uninterrupted pubescence, with a large white patch covering the elytra, except at the apex and shoulders. *E. capito* is the "*exemplarium alterum*" of Newman.

*Euclea mesolcuca.*

*E. nigra*, nitida, pube sparse niveo-irrorata; elytris punctatis, fascia latissima dense niveo-pubescente, ad suturam interrupta, ornatis.

*Hab.*—Manilla.

About the size of the smaller examples of *E. irrorata* (7—8 lines), and, like it, nearly glabrous, but well distinguished by the broad snowy band on the elytra; from *E. capito* it differs, *inter alia*, in its much smaller head.

narrow glabrous band, slightly interrupted at the suture; body beneath and legs with a pale ochraceous pubescence; tarsi entirely black; antennæ about half as long as the body, scape sparingly pubescent; second joint and the bases of the third and fourth white, the remainder black; last seven joints extremely short. Length 6 lines.

## ATMODES.

*Atmodes*, J. Thomson, Arch. Entom. i. 301.

*Caput* antice transversum, vertice elevato, tuberibus antenniferis brevibus, basi haud approximatis. *Oculi* profunde divisi. *Antennæ* corpori subæquales, setacæ; scapo oblongo-ovato; articulo tertio longiori; cæteris decrescentibus, obsolete articulatis. *Prothorax* irregularis, capite latior, ad latera antice dentatus, basi bisinuatus. *Elytra* prothorace paulo latiora, humeris rotundatis, lateribus apicem versus paulo angustiora. *Pedes* breves, æquales. *Pro- et mesosterna* elevata, producta, vel dentata. *Corpus* subdepressum.

*Atmodes* is better known, perhaps, under its old name of *Milothris*, Dej., which M. Thomson has changed in consequence of its having been previously used for a genus of Lepidoptera. The genus is related to *Mycerinus* and *Apomecyna*, but may be distinguished (*inter alia*) by its irregular and toothed prothorax, and its strongly elevated and produced sterna. The type is a well known and very common insect, whose synonymy has latterly been strangely complicated.\*

*Atmodes marmorea.*

*Saperda irrorata*, Fabricius, Syst. El. ii. 329.

*Saperda marmorea*, Schönherr, Syn. Insect. iii. 436.

A. atra, nitida, prothorace elytrisque lateribus niveo-pubescentibus, atro-maculatis.

*Hab.*—Java.

Glossy black, the head entirely, and the prothorax and elytra at the sides only, covered with a dense snowy-white pubescence, speckled with black; body beneath with a thinner pubescence, also spotted with black; antennæ black, speckled with white, the bases of most of the joints ringed with white; legs black, more or less spotted with white; apex of each elytron biapiculate.

Length 6 lines.

\* See Jekel, Journ. of Entom. i. 258.

## APOMECYNA.

*Apomecyna*, Serville, Ann. Soc. Ent. de France, iv. 77.

*Caput* antice transversum, tuberibus antenniferis validis, basi vix approximatis. *Oculi* mediocres, grosse granulati, late emarginati. *Antennæ* breves, setacæ; scapo obconico; articulo tertio scapo vel longiore, vel subæquali; quarto brevior; sequentibus brevissimis, obsolete articulatis. *Prothorax* capite paulo latior, subcylindricus. *Elytra* oblonga, subdepressa. *Pedes* breves, æquales. *Pro-* et *meso-sterna* declivia. *Corpus* elongato-ovatum.

The short setaceous, or occasionally nearly linear antennæ, not approximate at the base, with the obsolete articulations of the terminal joints—the two apical, especially, looking as if they formed but one—and the somewhat depressed, elongato-ovate outline, will readily distinguish this genus. The type is the *Lamia histrio* of Fabricius; so at least it is generally stated, but the point must have been determined more by tradition than from his description. Besides *Apomecyna cretacea*, Hope, there are two forms of this species in collections, or perhaps it would be more correct to say that there are two species under the name of *histrio*. One, besides other characters, has a thicker scape, the apices of the elytra nearly transversely truncate, and the antennæ unicolorous; the other has the scape smaller, is more thinly covered with pile so that the punctures are readily seen, the apices of the elytra are obliquely truncate, and the fourth joint of the antennæ is generally white, except at the tip. Of the first\* I have examples from Dacca and Ceylon; examples of the second, from Bombay and Brisbane (Australia), agree tolerably well together, while those from Batchian and Saylee have much stouter antennæ, and one from Natal is very decidedly broader, with the three series of spots nearer to the apex. Whether these, considering the vast distances which intervene between their respective habitats, are anything more than local sub-species, may be doubted. Mr. Wallace's specimens are identical, I think, with those usually referred to *A. histrio*, the commonest of the Indian species. The normal *Apomecynæ* have the third antennal joint twice the length of the scape; a species from South Africa, however, which, in other respects, does not differ generically, has it nearly equal. This I have received under the name of *Apomecyna sparsuta*, Germ. I cannot find that it has been published. Several insects referred to this genus will have to be separated.

\* This may be named *A. neglecta*.

*Apomecyna histrio.*

*Lamia histrio*, Fabricius, Ent. Syst. ii. 288.

*A. fusca*, subtiliter griseo-pubescentibus; prothorace angustato; elytris guttis dense pubescentibus albis, apicibus oblique truncatis.

*Hab.*—Batchian, Saylee.

Dark brown, with a very short greyish pile, resembling scales, and which are not in contact with one another, except where they are densely crowded together to form spots; head and prothorax remotely punctured, the latter only slightly broader than the head; elytra also remotely punctured, the punctures in rows, each having, as well as those on the head and prothorax, a short rounded scale in the centre; the apex of each elytron obliquely truncate, but not mucronate; body beneath, legs and antennæ dark chesnut-brown, with a thin ochraceous pile, the fourth antennal joint frequently white, except at the apex; spots on the prothorax and elytra varying considerably, but always very distinct on the latter, and generally disposed in three oblique lines.

Length 5 lines.

ETAXALUS.

*Caput* antice latum, vertice elevato, tuberibus antenniferis brevibus, basi valde remotis. *Oculi* divisi. *Antennæ* corpore breviores, basi distantes, graciles; scapo breviter subcylindrico, rugoso-punctato; articulis tertio quartoque æqualibus; cæteris multo brevioribus. *Pulpi* articulo ultimo elongato-ovato. *Prothorax* capite paulo latior, breviter subcylindricus, regularis. *Elytra* elongata, parallela, humeris prominulis, apice integra. *Pedes* breves; *femora* vix incrassata; *tarsi* articulo ultimo valido. *Pro- et meso-sterna* elevata.

In habit this genus agrees tolerably well with *Sthenias*, but differs in a multitude of characters, such as its (apparently) entirely divided eyes, short antennary tubers distant at the base (the space between them nearly flat, not deeply angulated as in *Sthenias*), and the slightly depressed, not convex, elytra.

*Etaxalus iliacus.* (Pl. IX. fig. 4.)

*E. ferrugineus*, tenuissime griseo-pubescentibus; prothorace elytrisque granulis numerosis nitidis concoloribus tectis; his lateribus macula magna niveo-pubescente ornatis; antennis concoloribus.

*Hab.*—Sarawak.



Pale ferruginous, with numerous concolorous glossy granules, especially on the elytra, between which are scattered greyish ferruginous depressed hairs, except a large oblique, snowy white, densely pubescent patch on each elytron at the side, behind the shoulder, and extending to rather beyond the middle; head distantly punctured, roughly pubescent, the median line very indistinct, except on the vertex; prothorax slightly rounded at the sides, rather broader than long; scutellum transverse; body beneath covered with a tolerably close greyish pubescence; legs and antennæ ferruginous, with short, scattered, greyish hairs.

Length 7 lines.

#### SESIOSA.

Characteres ut in *Apomecyna*, sed *oculi* divisi, et *pro- et mesosterna* elevata.

Of the two differences between *Sesiosa* and *Apomecyna*, the first is one of degree only, the second is more important. In *Apomecyna* the sterna gradually slope down towards one another, and the anterior coxæ are thus more or less widely separated from the intermediate, whilst in *Sesiosa*, which has the sterna elevated, with necessarily opposing faces, these coxæ are approximate, and a different appearance is given to the pectus. It is necessary to see that the prothorax is neither unnaturally bent on the medipectus nor stretched too much in the opposite direction. One of the examples before me was found by Mr. Wallace "on the branch of a dead tree," another is from Pulo Penang.

#### *Sesiosa subfasciata.* (Pl. VIII. fig. 2.)

S. ferruginea, nitida, sparse fuscescente-lanuginosa; elytris antemedium fascia grisea indistincta.

*Hab.*—Singapore.

Ferruginous, shining, with a thin yellowish-brown woolly pubescence; head, prothorax, and first three or four joints of the antennæ, clothed with coarse brownish and grey hairs intermixed, rest of the antennæ with a finer pubescence, dark brown, the bases of the joints pale-greyish white; prothorax transverse, much narrower in front, with large distant punctures; scutellum transverse; elytra thinly pubescent, coarsely punctured, each puncture having a flattish grey hair in the centre, several large unicolorous granules scattered over the disc, but principally at the base, the apex of each elytron acute and slightly divaricate at the suture;

body beneath chesnut-brown, with a pale-greyish tomentum; legs covered with a mixture of coarse brownish and greyish hairs.

Length 5 lines.

#### PSESATES.

*Caput* antice transversum, tuberibus antenniferis brevibus, basi remotis. *Oculi* magni, subtenuè granulati, anguste emarginati, vertice haud distantes. *Antennæ* breves, sublineares; scapo subcylindrico, subtenuato; articulis tertio et quarto singulis scapo fere æqualibus; sequentibus brevioribus. *Palpi* articulo ultimo modice elongato, truncato. *Prothorax* subrotundatus, capite paulo latior. *Elytra* subelongata, postice sensim angustiora, basi prothorace latiora, humeris haud prominentibus, apice integra. *Pedes* breves; *femora* clavata; *tibiæ* anticæ subfusiformes; *tarsi* tibiis breviores, postici cæteris longiores, articulo ultimo tribus basalibus in unum brevioribus. *Pro-* et *meso-sterna* subelevata.

The very unusual character, among the *Lamiidæ*, of truncate palpi will at once distinguish this genus, which in outline resembles *Apomecyna*. The fore-tibiæ are also remarkable; instead of expanding at the extremity, they contract and are rounded at that part where the tarsi are inserted, and are, in consequence, entirely destitute of the mucro, which is a common character in nearly all the *Longicornia*. The eyes are unusually large, their lower border extending to the base of the mandibles.

#### *Psesates ferrugatus.* (Pl. VIII. fig. 8.)

P. læte-ferrugineus, medio elytrorum grisescente.

*Hab*—Sarawak.

Pubescent, yellowish-ferruginous, inclining to orange, but greyish on the middle of the elytra; head without a mesial line, coarsely punctured; prothorax rounded at the sides, thickly and very distinctly punctured; scutellum shortly scutiform; elytra slightly seriate-punctate at the base and very decidedly so at the apex, the intermediate portion more pubescent, having a few large irregular punctures only; body beneath and legs with a reddish-ferruginous pubescence; antennæ about two-thirds the length of the body, greyish-ferruginous.

Length 4 lines.

#### DYMASCUS.

*Caput* antice transversum, tuberibus antenniferis validis, basi approximatis. *Oculi* late emarginati. *Antennæ* corpore

breviores; scapo subobconico; articulis quatuor sequentibus incrassatis; tertio præcedentibus multo longiori; quarto et quinto brevioribus, subito decrescens; cæteris brevissimis, æqualibus. *Prothorax* capite vix latior, subquadratus, regularis. *Elytra* subplanata, basi latiora, humeris haud productis. *Pedes* mediocres; *femora* sublinearia; *tibiæ* rectæ; *tarsi* subtriangulares. *Pro-* et *meso-sterna* declivia.

The general appearance of this insect is very similar to *Calymnophis flavo-variegata*, Thoms. (one of the *Mesosinæ*), but the head in that genus is very different, and somewhat resembles the *Onocephalæ*, i. e. the antennary tubers approximate and have an upward direction. *Dymascus* is very distinct from anything known to me.

*Dymascus porosus.* (Pl. VIII. fig. 7.)

D. fusco-pubescent; prothorace linea mediana, elytrisque linea suturali antica maculisque ochraceo-griseis.

*Hab.*—Singapore.

Pubescent, dark brown, the whole upper surface with numerous punctures; head with coarse greyish and brown hairs; prothorax about equal in length and breadth, the sides slightly round, a narrow central longitudinal line, and a broader one on each side, yellowish-grey; suture greyish, transverse; elytra broader than the prothorax, the sides slightly rounded, each apex somewhat truncate, the suture marked at the base with yellowish-grey continuous with the line on the prothorax, at about the middle of each elytron a semicircular spot, another towards the apex, and externally to the latter a large and more distinct round spot connected with an oblong patch at the side; body beneath and legs reddish-brown, with a thin grey pile, but much thicker and greyer on the tibiæ and tarsi; antennæ with the five thickened basal joints dark brown covered with short hairs, the rest pale grey, becoming darker again towards the tip.

Length 5 lines.

ZORILISPE.

*Caput* antice transversum, tuberibus antenniferis brevibus. *Oculi* magni, prominuli, supra subapproximati, infra distantes. *Antennæ* sublineares, corpore paulo longiores; scapo subelongato; articulo tertio subæquali; cæteris paulo decrescens, vel fere æqualibus. *Prothorax* cylindricus, regularis, capiti latitudine æqualis. *Elytra* elongata, cylindrica, prothorace vix latiora, apicem versus normalia. *Pedes* bre-

vissimi, postici apicem elytrorum non attingentes; *tibiæ* anticæ curvatæ; *tarsi* vix dilatati, articulo ultimo elongato, valido. *Pro-* et *meso-sterna* simplicia. *Corpus* angustatum, cylindricum.

The two species composing this genus have a very similar habit, but differ technically in two or three characters, which however do not seem to be of sufficient value to justify their generic separation. The first species, *Zorilispe fulvisparsa*, has the eyes very deeply divided, and a longer scape than the other; and is, proportionally, somewhat stouter. The genus is allied to, but quite distinct from, *Atimura*.

*Zorilispe fulvisparsa.* (Pl. IX. fig. 8.)

*Z. fusca*, pube fulvescenti maculata; elytris apice oblique subtruncatis.

*Hab.*—Sarawak.

Dark brown, with small patches of coarse fulvous hairs; head finely but rather distantly punctured; prothorax scarcely longer than broad, finely and closely punctured; scutellum transverse; elytra with numerous small closely-arranged punctures, each apex somewhat obliquely truncate, the angles of the truncation slightly rounded (in the specimen before me the declivity of the elytra is glabrous, probably from abrasion); body beneath dark brown, closely punctured, with a thin fulvous pile; legs and antennæ brown.

Length  $4\frac{1}{2}$  lines.

*Zorilispe acutipennis.*

*Z. brunnea*, pube sparsa tecta; elytris apice oblique truncatis, angulo externo acuto.

*Hab.*—Macassar.

Reddish-brown, very thinly covered with a greyish pubescence more or less irregular; head somewhat punctured; prothorax longer than broad, closely punctured; scutellum rather small, transverse; elytra more coarsely punctured than the prothorax, on each side two or three longitudinal yellowish lines, each apex obliquely truncate, the external angle of the truncation acute; body beneath yellowish-brown, moderately punctured; antennæ and legs reddish-brown, nearly glabrous.

Length 3 lines.

ATIMURA.

*Atimura*, Pascoe, Trans. Ent. Soc. ser. 3, i. 548.

*Caput* prothoracis latitudinis, inter oculos quadratum, tuberibus

antenniferis validissimis, basi approximatis, apice distantibus. *Oculi* prominuli, reniformes. *Antennæ* breves, setaceæ; scapo breviter incrassato, basi tenuiori; articulo tertio curvato, duplo longiori; cæteris gradatim brevioribus. *Prothorax* subcylindricus, angulis basalibus rectis vel productis, haud transversim sulcatus. *Elytra* cylindrica, apicem versus abrupte declivia vel truncata. *Pedes* breves; *protibiæ* curvatæ. *Proet meso-sterna* declivia.

In *Atimura terminata*,\* the type of this genus, the anterior coxæ are prolonged on their inner edge into a short spine; as this is not the case in the two species described below, I have omitted the character in the above definition. The genus is well limited by its short stout scape, and perfectly cylindrical elytra, truncate at the apex. *A. bacillina* is almost an exact counterpart, barring a few minute but most important particulars, of the Australian type, and is interesting as a very rare instance of such conformity among the Longicornia. From their cylindrical form, and their colour, these insects resemble little broken twigs or sticks.

*Atimura bacillina.*

A. griseo-pubescent; prothorace interrupte costato, angulis posticis productis; elytris costatis, apice abrupte truncatis.

*Hab.*—Sarawak, Sumatra.

Pubescent, greyish, the truncated part of the elytra greyish-white; head and scape closely pubescent, greyish-ochreous, with large black punctures; prothorax moderately punctured, with five obscurely elevated lines, its posterior angles produced, the sides slightly incurved; scutellum rounded behind; elytra irregularly punctured, with four raised lines on each, the innermost interrupted, and terminating in the truncated portion with gradually increasing thickness; body beneath and legs brownish, rather thinly pubescent; antennæ somewhat shorter than the body, slender and slightly pubescent, except the scape.

Length 5 lines.

*Atimura punctissima.*

A. fusco-castanea; prothorace glabro, haud costato, angulis posticis rectis; elytris glabris, apice excepto, fortiter punctatis.

*Hab.*—Sarawak, Sumatra, Singapore.

\* Trans. Ent. Soc. ser. 3, i. 548, pl. xxiii. fig. 6.

Dark chesnut-brown; head and scape with an ochreous pubescence, varied with brown; prothorax coarsely punctured, glabrous, the sides slightly rounded, the posterior angles straight (or forming a right angle); scutellum rounded; elytra coarsely punctured, glabrous, except the truncated portion, which is covered with a close yellowish pubescence, on each elytron four slightly raised lines, the inner disappearing at about the middle; body beneath dark brown, legs paler, with a short greyish pile; antennæ shorter than the body, slightly pubescent.

Length  $2\frac{3}{4}$  lines.

STHENIAS.

*Sthenias*, Laporte de Castelnau, Hist. Nat. des Insectes, ii. 466.

*Caput* antice subquadratum, tuberibus antenniferis validis, elongatis, antice emarginatis, basi approximatis. *Oculi* modice emarginati. *Antennæ* corpore breviores; scapo subcylindrico, vix elongato, leviter curvato; articulis tertio quartoque longioribus; cæteris gradatim attenuatis et multo brevioribus. *Mandibulæ* normales, extus curvatæ. *Palpi* articulo ultimo elongato-ovato. *Prothorax* capite haud latior, æqualis, cylindricus. *Elytra* prothorace paulo latiora, cylindrica, convexa, humeris subprominentibus. *Pedes* breves, robusti; *femora* vix incrassata; *tarsi* æquales, articulo ultimo tribus basalibus in unum æquali. *Pro-* et *meso-sterna* declivia.

The principal characters to distinguish *Sthenias* from its allies are the strong antennary tubers and the slender curved scape. The type is an old Fabrician species,\* and with this must be placed *S. crocatus*, Oliv., a Manillan insect, overlooked by M. de Castelnau, but described by Mr. Newman as a new genus and species under the name of *Thysanodes jucunda*. These, I believe, are the only true exponents of the genus known at present. The individual described below is the only one in Mr. Wallace's Collection; it is much darker than the Indian specimens. Two species described by myself must be separated from the genus as here defined.†

\* I cannot reconcile it, however, with the Fabrician description of the elytra, "basi tuberculis duobus elevatis."

† Each of these will represent a distinct genus, which I briefly characterize here, for comparison with *Sthenias*. The first is—

XYNENON.

*Caput* antice breve, transversum, tuberibus antenniferis brevissimis. *Oculi* subfrontales. *Antennæ* breves, incrassatæ, obsolete articulatæ; scapo



*Sthenias grisator.*

*Lamia grisator*, Fabricius, Ent. Syst. ii. 275; id. Syst. El. ii. 292.

S. fusco-niger; capite prothoraceque lateribus, et fascia sub-mediana elytrorum, grisescentibus.

*Hab.*—Sumatra.

Brownish-black, pubescent; head and prothorax at the sides, with a well-marked stripe on the vertex, and a broad band rather behind the middle and pointing at the suture towards the base, greyish-white; body beneath dark brown, abdomen greyish, with the last segment black; legs greyish, tarsi and distal half of the tibiæ black; antennæ dark brown, the scape greyish, the third and fourth joints ringed with greyish at the base.

Length 7 lines.

## ÆTHOLOPUS.

*Caput* antice late transversum, vertice elevato, tuberibus antenniferis validissimis, basi contiguis, apice distantibus. *Oculi* mediocres, late emarginati. *Antennæ* corpori vix æquales, apicem versus gradatim attenuatæ; scapo crasso, elongato, cylindrico; articulo tertio scapo æquali, apice nodoso; cæteris brevioribus. *Mandibulæ* angustæ, extus incurvatæ. *Palpi* modice elongati. *Prothorax* subquadratus, antice angustior, lateribus rotundatus, angulis posticis rectis. *Elytra* cylindrica, prothorace multo latiora. *Pedes* breves; *femora* fusi-

breviter subcylindrico, articulis sequentibus vix crassiori. *Elytra* subbrevia, basi latiora et convexiora. *Pedes* validi; *femora* clavata. Cæterum characteres fere ut in *Sthenia*.

The type is—

*Xynenon Bondii.*

*Sthenias Bondii*, Pascoe, Trans. Ent. Soc. ser. 2, v. 48.

A rosy-grey insect, with brownish stripes anteriorly, and a triangular brownish band across the middle of the elytra.

*Hab.*—India.

The second genus is—

## ANACHES.

*Caput* fronte prominente, rotundata, tuberibus antenniferis validis, apice extus productis. *Antennæ* corpore paulo longiores, graciles, setacæ; scapo cylindrico, incrassato, sed basin versus tenuiori; articulo tertio haud longiori. Cæterum characteres fere ut in *Sthenia*.

The type is—

*Anaches dorsalis.*

*Sthenias dorsalis*, Pascoe, Trans. Ent. Soc. ser. 2, iv. 251.

A brown species, with a broad white band across the elytra.

*Hab.*—India.

formia; *tibiæ* brevissimæ; *tarsi* vix dilatati. *Pro-* et *meso-*  
*sterna* depressa.

In some respects this genus may be considered as intermediate between *Sthenias* and *Xylorhiza*. All three genera are distinguished by their strong antennary tubers, which, being approximate or even contiguous at the base, create, as they diverge outwards and forwards, a deep hollow in that part of the head between them. From each other they may be distinguished at once by the form of the scape, slender and curved in *Sthenias*, stout and elongato-cylindrical in *Ætholopus*, and thick at the apex, gradually contracting towards the base, in *Xylorhiza*. There are other points of difference, which will be seen on referring to their characters. It may be mentioned that between *Sthenias* and *Xylorhiza*, the Comte de Castelnau places nineteen genera. It should be stated, however, that the latter is a most remarkably distinctive genus in habit, although in its technical characters it differs very slightly from *Sthenias*. The two species of *Ætholopus*, described below, are very similar, although one is much darker than the other, but the apices of their elytra will at once distinguish them.

*Ætholopus exutus.*

*Æ. niger*, subglaber; elytris singulis plagis duabus griseo-pubescentibus, apice truncatis.

*Hab.*—Ceram.

Black, nearly destitute of pubescence, except the patches on the elytra; head smooth and somewhat shining, punctures fine and remote; prothorax slightly constricted anteriorly, minutely punctured; scutellum small, transverse; elytra moderately punctured, on each, dividing it into three nearly equal parts, are two large dull-greyish pubescent patches, the apex truncate; body beneath, legs, and antennæ, dark brown, subnitid, the basal joint of the latter strongly punctured.

Length 10 lines.

*Ætholopus scalaris.* (Pl. IX. fig. 6.)

*Æ. cervino-pubescentis*, fuscescente varius; elytris singulis plagis duabus albescentibus, apicibus divaricatis, extus oblique truncatis.

*Hab.*—Ceram.

Closely covered with a fawn-coloured pubescence, shaded with brownish; head smooth and finely punctured below the eyes in front, the remainder pubescent; prothorax strongly constricted

anteriorly, finely and remotely punctured; scutellum moderate, transverse; elytra with rather small but very distinct punctures, and two large whitish patches on each, occupying nearly the same position as in the first species, but not so marked as they approach the suture, the rest of the elytra more or less shaded with brown, the apex of each shortly but very decidedly divaricate, the outer angle obliquely truncate; body beneath and legs covered with a very fine, close, fawn-coloured pile; antennæ dark brown, the third, fourth, and fifth joints greyish pubescent at the base, the first coarsely punctured.

Length 10 lines.

#### XYLORHIZA.

*Xylorhiza*, Laporte de Castelnau, Hist. Nat. des Insectes, ii. 476.

*Caput* antice transversum, tuberibus antenniferis validis, basi approximatis. *Oculi* angustati, late emarginati. *Antennæ* corpore breviores, haud fimbriatæ; scapo basin versus tenuiori; articulo tertio longiori; cæteris gradatim brevioribus. *Prothorax* capite non latior, inæqualis, antice constrictus, lateraliter spinosus vel inermis. *Elytra* elongata, prothorace multo latiora, ad latera paulo incurvata, apicibus productolaminatis. *Pedes* breves; *femora* fusiformia; *tibiæ* tarsi haud longiores, intermediæ fortiter emarginatæ. *Pro- et meso-sterna* depressa.

A grand and well-known species is the type of this genus, but I have so far generalized its characters as to include *Xylorhiza spumans* (Guér.?) and a few others yet undescribed. Unless we limit *Xylorhiza* to *X. venosa*, I do not see how *Cymatura*, Gerst., is to be distinguished from it, and if we adopt *Cymatura* (on account chiefly of its spined prothorax), we should have either to refer to it a number of very incongruous species, or to provide for them new genera, which would be hardly more desirable. Latreille gives a very poor figure of the type in the "Règne Animal," iii. pl. xviii. fig. 7, under the name of "*Lamie veinée*," but it is not mentioned in the text.

#### *Xylorhiza venosa.*

Laporte, loc. cit.

X. omnino dense nigro-pubescent, sericca, fulvo-varia et lineata; prothorace mutico.

*Hab.*—Pulo Penang.

Everywhere covered with a beautiful dense silky pubescence, mostly black, but with clear fulvous lines, especially on the elytra,

where they inosculate towards the apex, the fulvous predominating on the head, the black on the prothorax; on the latter are two fine central lines continued from the vertex, and on each side a still finer line, often bifid posteriorly; the elytra at the base are generally entirely black, then follow stripes of black and fulvous, the proportions varying considerably; body beneath and legs dark chesnut-brown, more or less marked with yellow stripes; antennæ very pubescent, mostly fulvous.

Length 15—22 lines.

PRAONETHA.

*Prioneta* (ab errore) Blanchard, Voy. au Pôle Sud, iv. 292.

*Caput* antice subquadratum, tuberibus antenniferis validis, basi approximatis vel subapproximatis. *Oculi* mediocres, profunde divisi. *Antennæ* corpore breviores, rarissime in maribus longiores, setaceæ, subfimbriatæ; scapo cylindrico vel subcylindrico; articulo tertio longitudine scapo æquali, rarius longiori vel breviori, subcurvato, apicem versus gradatim incrassato;\* quarto simillimo vel subæquali; sequentibus sensim brevioribus; articulorum apicibus aliquando productis, vel spinosis. *Prothorax* capite latior, plus minusve subquadratus, ad latera subrotundatus, vel subparallelus. *Elytra* subbrevia, convexa, sæpissime compressa, generaliter supra inæqualia. *Pedes* mediocres; *protibiæ* fere rectæ, rarius paulo curvatæ, intermediæ haud emarginatæ; *tarsi* æquales. *Pro- et meso-sterna* modice elevata.

The diversity of form to a certain extent of many of the species here brought together may, no doubt, be objected to, but, after a careful examination, I cannot see that anything like a satisfactory limitation can be established even in dividing them into sections, although I have attempted to do so, but solely with a view to facilitate their descriptions. The whole, when fairly compared, and not putting extremes into juxtaposition, will, I think, be found to compose, considering its great extent, a tolerably homogeneous group, which a practised eye will at once distinguish.

\* The following, described by me as a *Praonetha*, must be separated from it to form a new genus.

DESISA.

Characteres ut in *Praonetha*, sed *oculi* modice emarginati: *antennæ* corpore longiores, tuberibus antenniferis basi distantibus, articulis cylindricis, rectis, apicibus haud productis vel incrassatis.

The type is *Praonetha subfasciata* (Journ. of Entom. i. 348). It is from Cambodia.

So far as my materials have allowed, I have had little doubt as to the distinctness of most of the species here described; the technical characters are, however, so slight in themselves as to make very decided diagnoses impossible. The colours of the derm are brown of various shades, with a pubescence of grey of various shades, modifying each other according to the density of the latter, with spots or patches or lines, more or less distinct, or mere shades of more or less intensity. Some individuals are darker than others, or their markings may be nearly obliterated, so that it is very difficult to say what characters are to be relied on; or, if a larger series of specimens were available, it might be that many forms here described would be found to belong to one variable species.

On those species with crested elytra Mr. Newman has formed his genus *Pterolophia*\* (and *Notolophia*), but in some the crests are so slight that it is hard to say if they really exist; the passage is almost insensible.†

Respecting the habits of these insects, Mr. Wallace says that they are found in large numbers on the tops of bamboo palisades, used in fencing, whenever there is any moisture oozing from them.

§ 1. Elytra scarcely, or not at all, crested, the apex rounded.

*Praonetha albo-signata.*

*Prioneta albo-signata*, Blan. Voy. Pôle Sud, iv. 292, pl. xvii. fig. 11.

*P. fusca*; prothorace subtransverso, sat confertim impresso-punctato, lateribus recto, postice angustiori; elytris lineis transversis flexuosis griseis.

*Hab.*—Amboyna.

Dark brown; head covered with coarse greyish hairs; prothorax subtransverse, constricted at the apex, the sides straight, although a little narrowed towards the base, rather closely punctured, the punctures strongly impressed, so as to throw the derm into short irregular folds; scutellum semicircular; elytra subseriate-punctate, striated at the sides, covered with a coarse pale grey pubescence, with the exception of two or three dark brown patches at the sides, which are nearly glabrous, and are so placed

\* Entom. i. 370. The type specimens in the British Museum are labelled *Notolophia* by Mr. Newman, which name however seems to have been subsequently overlooked or dropped.

† For further remarks on this genus, see Journ. of Entom. i. 348.

as to throw the intervening pubescence into flexuous lines; in some specimens the colour bordering the brown forms a very decided white margin, or, on the contrary, the paler colours throughout become nearly obsolete; body beneath, femora, and tibiæ pubescent, grey, spotted with brown, a large brown spot generally occupying the greater part of the last abdominal segment; tarsi dark brown, the basal joints paler; antennæ dark brown, the bases of all the joints, except the first two, paler.

Length 4—8 lines.

*Praonetha obducta.*

*P. fusco-murina*; prothorace æquato, lateribus rotundato, tenuiter punctato; elytris cinereo-subfasciatis; antennarum articulo quarto medio albo.

*Hab.*—Ceram, Bouru.

Pubescence greyish-brown; head with a delicate thin greyish pile, finely punctured; prothorax equal in length and breadth, rounded at the sides, minutely punctured; scutellum semicircular; elytra closely covered with a short greyish-brown pubescence, partly concealing the punctures, with three pale ashy curved bands, the middle one joining the basal at the sides; body beneath and legs yellowish-grey, slightly spotted; antennæ greyish-brown, the fourth joint white, except at the base and apex.

Length 5—6 lines.

*Praonetha montana.*

*P. fusca*, impresso-punctata; prothorace æquato, sat confertim punctato; elytris rufo-griseis, cinereo-subfasciatis; antennarum articulo quarto medio albo; abdomine rufo-ferrugineo, segmento ultimo nigro.

*Hab.*—Mount Ophir.

Brown; head with short ferruginous hairs, the punctures scattered; prothorax equal in length and breadth, nearly black, the punctures rather crowded, the intervals rugose and partially covered with rusty grey hairs; scutellum transversely subtriangular; elytra very slightly crested at the base, rusty grey, with scattered small brown spots, and three indefinite transverse ashy patches scarcely amounting to bands, the punctures coarsely impressed, forming at the sides raised lines between them; abdomen, sides of the breast, and legs rusty grey, the last segment black; antennæ brown, the middle of the fourth joint whitish.

Length 6 lines.



*Praonetha deterosa.*

*P. fusca*; prothorace transverso, tenuiter punctato; elytris basi obsolete cristatis, obscure griseo-variis, extus fortiter striato-punctatis; antennarum articulo quarto medio albo; abdomine rufo-ferrugineo, segmento ultimo fusco.

*Hab.*—Sarawak.

Brown, with a mixed pubescence of short rusty and pale grey hairs, which on the elytra are here and there drawn out into short tufts; head entirely impunctate; prothorax subtransverse, a little constricted anteriorly, the sides nearly straight posteriorly, finely punctured; scutellum transverse; elytra slightly crested at the base, rather strongly punctured, with raised lines externally, almost obsoletely varied with greyish, principally a patch at the side anteriorly, and behind two irregular transverse lines; body beneath with a reddish pile, the last segment dark brown; legs brown, the tarsi with the two basal joints paler; antennæ brown, the fourth joint whitish in the middle.

Length 5 lines.

*Praonetha similata.*

*P. fusca*; prothorace transverso, punctis valde dispersis, vix observandis; elytris basi haud cristatis; abdomine griseato, articulo ultimo fusco; antennis subannulatis.

*Hab.*—Flores.

Closely allied to *P. deterosa*, but the prothorax is scarcely punctured; the elytra are not crested, and the pubescence is more regular and nowhere tufted.

Length 5 lines.

*Praonetha reducta.*

*P. fusca*, tenuiter fuscescente-pubescentis; prothorace subtransverso, impunctato, lateribus rotundato; elytris basi fortiter punctatis, medio albescente-subfasciatis; antennis fuscis.

*Hab.*—Tondano.

Dark brown, with a short thin pubescence; head and prothorax impunctate, the latter subtransverse, rounded at the sides and covered with a pale rusty-brown pile; scutellum subtriangular but rounded behind; elytra coarsely punctured at the base, rusty brown, the middle, particularly at the sides, with a large whitish patch, narrowing towards and nearly disappearing at the suture; body beneath reddish-brown, with a grey pile; legs and antennæ covered with a rusty-brown pubescence.

Length 4 lines.

*Praonetha secuta.*

*P. fusca*; prothorace transverso, impunctato, lateribus subparallelo, griseo-fusco-irrorato; elytris basi striato-punctatis, medio lateribus albescens; antennis obscure annulatis.

*Hab.*—Sarawak.

Resembles *P. reducta*, but more robust in proportion and more coarsely punctured, the pubescence of a sordid grey, with the prothorax transverse, parallel at the sides, except just at the apex; the scutellum broader and more quadrate, and the antennæ with the greater parts of their joints dull ashy at their base.

Length  $4\frac{1}{2}$  lines.

*Praonetha concreta.*

*P. fusca*, nitida, interrupte pubescens; prothorace subtransverso, confertim punctato, antice angustiori; elytris rugoso-punctatis, basi granuliferis, apice fulvo-brunneis.

*Hab.*—Tondano.

Dark brown, nitid, with a thin unequal or interrupted pubescence; head with coarse fulvous-brown hairs, sparingly punctured; prothorax subtransverse, closely punctured, narrowed anteriorly, the centre with a broad dark-brown stripe, the sides fulvous-brown; scutellum transverse, the sides parallel; elytra roughly punctured and granuliferous at the base, with a narrow band of fulvous pile, rest of the elytra to the middle dark brown, subglabrous, gradually becoming of a pale grey, which is abruptly terminated by a brown line, followed by patches of fulvous or pale rusty; body beneath and legs dark chesnut-brown, with a grey pile; antennæ brown, spotted with grey.

Length  $3\frac{1}{2}$  lines.

*Praonetha melanura.*

Pascoe, Trans. Ent. Soc. ser. 2, iv. 106.

*P. fusca*, sparse grisescente-pubescens; prothorace fere quadrato, fortiter punctato; abdominis segmento ultimo nigro; antennarum articulo quarto (apice excepto) albo.

*Hab.*—Singapore.

Dark brown, the pubescence rusty, very thin and short; head with a few scattered punctures; prothorax subquadrate, its sides almost straight and parallel, the punctures crowded, impressed, and in parts nearly confluent; scutellum subtransverse, somewhat truncate behind; elytra coarsely punctured, the raised lines bending a little outwards just before the middle, the base and apex

tinged with rusty, the middle dull greyish; body beneath with a reddish pubescence, the last abdominal segment dark brown; legs and antennæ concolorous, the fourth joint of the latter white in the middle.

Length  $5\frac{1}{2}$  lines.

*Praonetha quadraticollis.*

*P. fuscescens*-pubescens; prothorace quadrato, vage punctato; elytris lateribus basi grosse impresso-punctatis; antennis obscure annulatis, articulo quarto albo; abdomine ferrugineo-griseo, segmento ultimo nigro.

*Hab.*—Sarawak.

Allied to *P. melanura*, but larger, with a more quadrate prothorax, and much wider in proportion to the head, its punctuation less crowded and not impressed, the elytral crest more developed, although still very insignificant, and the antennæ distinctly annulated.

Length 6 lines.

*Praonetha grisescens.*

*P. testaceo-brunnea*, pube grisea omnino tecta; prothorace subquadrato, subtiliter punctato, lateribus subrotundato; elytris tenuiter punctatis, basi vix cristatis.

*Hab.*—Goram.

Derm pale brownish-testaceous, entirely covered with an uniform light greyish pile; head and prothorax finely punctured, the latter subquadrate, with its sides slightly rounded, principally anteriorly; scutellum subscutiform; elytra rather finely punctured, the base scarcely crested; body beneath with a coarser pubescence; antennæ and legs concolorous; a short thickish hair, arising from the anterior edge, is projected across most of the punctures.

Length 5 lines.

*Praonetha ministrata.*

*P. testaceo-brunnea*, pube ochraceo-grisea tecta; prothorace subtransverso, lateribus subrotundato; elytris subtenuiter punctatis, basi vix cristatis, rufo-plagiatis.

*Hab.*—Batchian.

Perhaps only a variety of *P. grisescens*, but the pubescence is ochraceous-grey; there is a large indefinite subtriangular patch on each elytron, and the punctuation, especially above the shoulder, is a trifle coarser. In both species there is a very slight rising at the base, scarcely sufficient to constitute a crest.

Length 5 lines.

*Praonetha illicita.*

*P. picea*, omnino tenuiter griseo-pubescentis; prothorace lateribus rotundato, subtiliter punctato; elytris subtenuiter punctatis.

*Hab.*—Mysol, Aru.

Allied to *P. grisescens*, but with a darker derm, a thinner pubescence, the prothorax with strongly rounded sides, and the elytra less finely punctured.

Length  $4\frac{1}{2}$ —6 lines.

*Praonetha uniformis.*

*P. rufo-picea*, supra omnino griseo-pubescentis; prothorace oblongo, tenuiter punctato, lateribus apice constricto, dein parallelo; elytris subtenuiter punctatis; abdomine subferrugineo, segmento ultimo fusco.

*Hab.*—Java.

Distinguished from the three preceding species by its oblong prothorax, constricted anteriorly and slightly rounded, then with the sides nearly straight and parallel towards the base; abdomen reddish-rusty, with the last segment dark brown.

Length  $5\frac{1}{2}$  lines.

*Praonetha terrea.*

*P. picea*, omnino dense griseo-lanuginosa; prothorace subtransverso, lateribus subparallelo, minute sed distincte punctato; elytris præcipue basi punctatis, ad latera lineis elevatis distinctis.

*Hab.*—Aru.

More convex, and the form altogether more robust than *P. grisescens* and the three preceding species; the eye in proportion to the head much smaller, the punctures on the elytra more impressed, and the elevated lines, especially the one bordering the suture, more distinct.

Length 7 lines.

*Praonetha torpida.*

*P. picea*, omnino dense griseo-lanuginosa; prothorace subquadrato, lateribus rotundato, tenuiter punctato; elytris præcedenti angustioribus, modice punctatis, ad latera lineis elevatis.

*Hab.*—Dorey.

Narrower than *P. terrea* and less robust, the prothorax quadrate or nearly so, the sides more strongly and regularly rounded; the

elytra with strongly impressed punctures at the base, a low linear plumose crest less distinct in the female, and the elevated lines tolerably well-marked.

Length  $5\frac{1}{2}$ — $6\frac{1}{2}$  lines.

This and the five preceding are very closely allied, and may only be varieties; but my materials do not justify their being so considered.

*Praonetha subtineta.*

*P. dense fulvo-ferrugineo-lunuginosa*; prothorace valde transverso, margine antico late emarginato; elytris basi subcristatis, medio griseo-nebulosis.

*Hab.*—Java.

Derm apparently testaceous, but closely covered with a fulvous or reddish-rusty pile; head rather sparsely punctured; prothorax very transverse, and remarkable for the angular emargination of the anterior border, its punctuation obscure, but marked by numerous small black spots; scutellum subscutiform; elytra finely punctured, the base and apex reddish-fulvous, the central portion clouded with pale grey, more or less tinged with reddish, crest very small, crowned with black hairs, the raised lines narrow but very distinct; body beneath and femora reddish, spotted with brown; fore tibiæ and tarsi brown, the middle and posterior greyish; antennæ brown, obscurely annulated with reddish.

Length 5 lines.\*

\* An undescribed species from Hong Kong, also with a very slight basal crest, may be noticed here. I have named it after Mr. Bowring, to whom the nation (which I am afraid very inadequately appreciates the gift) is indebted for the magnificent collection which has added so largely to the value of the Insect Department of the British Museum.

*Praonetha Bowringii.*

*P. dense brunneo-pubescentis*; prothorace subquadrato, disco medio griseo-plagiato; elytris subcompressis, griseis, basi apiceque brunneis.

*Hab.*—Hong Kong.

Covered above with a close reddish-brown pile, varied with a large grey patch on the middle of the prothorax and extending to its base, and a very broad band of the same colour occupying two-thirds of the elytra, beginning at a short distance from the base; the raised lines on the latter are prominent and dotted with small black tufts; body beneath and legs reddish-grey, the last abdominal segment dark brown; antennæ reddish-brown, darker towards the tip, and ringed with pale ashy.

Length 6 lines.

*Praonetha punctigera.*

*P. fusca*, griseo-pubescentis, punctis numerosis distinctissimis nigris irrorata; elytris post medium macula lineaque albis transversis.

*Hab.*—Sarawak.

Dark brown with an interrupted ochreous-grey pile; head impunctate; prothorax subtransverse, with a few shallow punctures, the pubescence in nearly obsolete stripes of dark brown and ochreous in the centre, the latter dotted with dark brown; scutellum rounded; elytra rather compressed, with numerous coarse irregular punctures at the base and middle, the posterior punctures shallow and dispersed, and margined by a dark ring, the intervals with a thin ochreous pile, behind the middle a very distinct whitish patch, and on each elytron externally an irregular whitish line; body beneath and legs brown; antennæ with greyish spots on the basal joints.

Length 5 lines.

*Praonetha ephippiata.*

*P. fusca*, dense pubescens; prothorace vittis duabus fuscis; elytris griseis, basi fasciaque submedia nigro-marginata brunneis, apicibus rotundatis.

*Hab.*—Menado.

Dark, with a close regular pubescence; head covered with yellowish-grey hairs; prothorax subtransverse, slightly punctured, rounded at the sides, with two dark-brown stripes on the disk; scutellum transverse; elytra short, compressed, yellowish-brown at the base, a broad band behind the middle of the same colour, but bordered with black, rest of the elytra pale greyish, the crest rather prominent, black; body beneath and legs reddish-brown, with dispersed hairs, the abdominal segments fringed; antennæ reddish-brown, with a thin pubescence, the fourth joint paler, the third to the seventh or eighth spined.

Length 5 lines.

The raised lines on the elytra in this species are very feeble.

*Praonetha albivenosa.*

*P. fusca*, tenuiter pubescens; prothorace lateribus rotundato; elytris subtrigonatis, ad latera lineis duabus albis arcuatis.

*Hab.*—Mount Ophir.

Dark brown, with a thin greyish pubescence; head with few punctures, the pubescence very sparse; prothorax nearly equal in



length and breadth, the sides rounded but somewhat straighter posteriorly, the disk finely punctured; scutellum transverse; elytra subtrigonate, the punctures shallow and coarsely impressed, on each a well-marked arched white line, and above this but joining it below a shorter arched line; body beneath, legs, and antennæ dark brown, with a scanty greyish pile.

Length  $5\frac{1}{2}$  lines.

§ 2. Elytra slightly crested at the base, the apex more or less obliquely truncate.

*Praonetha conjecta.*

*P. fusca*, grisescente pubescens; prothorace lateribus rotundato, postice lineis duabus obliquis albescentibus; elytris basi crista minuta instructis, postice obscure griseo-fasciatis, apice subacutis.

*Hab*—Tondano.

Brown, with a greyish pubescence; head and prothorax covered with a short greyish pile clouded with brown, the latter with a pale oblique line on each side at the base joining the lateral borders of the scutellum, which is small, subtriangular, and margined with pale ochreous; elytra short, compressed behind, slightly crested at the base, the crest tufted, the apex slightly truncate, a large pale triangular patch behind the middle at the sides; body beneath dark brown, nitid, slightly pubescent, the margins of the abdominal segments fringed with ochreous-grey hairs; legs brown, varied with grey; antennæ brown, ringed with grey.

Length 4 lines.

§ 3. Elytra not crested at the base, the apex transversely truncate.

*Praonetha undulata.*

Pascoe, Journ. of Entom. i. 349.

*P. brunnea*, tenuiter griseo-pubescens; prothorace subquadrato, lateribus rotundato; elytrorum plaga magna ante medium fasciaque dentata post medium albescentibus; antennis corpore brevioribus.

*Hab.*—Batchian.

Pale reddish-brown, with a thin greyish pile; head slightly spotted with brown in front; prothorax subquadrate, the sides rounded, the disk remotely punctured; scutellum transverse, slightly emarginate at the apex; elytra slightly compressed

posteriorly, a large oblique patch at the side anteriorly, and an irregular zig-zag band posteriorly, whitish; body beneath ochreous-grey; legs reddish-brown, with an ochreous pile; antennæ reddish-brown, the tips of the joints, from the third to the tenth inclusive, drawn out on one side into short spines.

Length 7—8 lines.

*Praonetha satrapa.* (Pl. X. fig. 6.)

*P. nigra*, tenuissime pubescens; prothorace suboblongo, lateribus rotundato; elytris interrupte albo-bifasciatis, fascia postica dentata; antennis corpore longioribus.

*Hab.*—Ternate.

Black, subnitid, the pubescence very fine, except the bands on the elytra; head rather narrow, the eyes not approximate on the vertex; prothorax oblong, narrowed in front, the sides rounded, the disc sparingly punctured and a little depressed in the centre; scutellum subtriangular; elytra gradually narrowing from the base, scarcely compressed, with two interrupted white bands composed of a denser and coarser pubescence, the posterior narrower and zig-zag; body beneath and legs finely pubescent, the abdominal segments with a border of yellowish hairs; antennæ longer than the body in both sexes, the third to the ninth joints, inclusive, shortly spined.

Length 8—10 lines.

*Praonetha sobrina.*

*P. fusca*, tenuiter griseo-pubescent; prothorace subtransverso, corrugatim punctato; elytris medio subnitidis, griseo-fuscis; antennarum articulis sexto et septimo griseo-annulatis.

*Hab.*—Tondano.

Brown, with a thin greyish pile; head impunctate in front; prothorax slightly subtransverse, rather coarsely punctured, the intervals, especially in the centre, having a slightly corrugated appearance; scutellum subtriangular, bordered with a pale greyish pile; elytra not compressed, finely punctured, except at the base, the pubescence yellowish-grey, much finer across the middle, and allowing the derm to show as a broad subnitid band; body beneath with a sparse, ochreous-yellow pile; legs covered with a coarser pubescence; antennæ as long as the body, the fourth, fifth and sixth joints shortly spined, the sixth and seventh with a broad white ring.

Length 5 lines.

*Praonetha villaris.*

*P. fusca*, griseo-pubescent; prothorace subangustato, lateribus rotundato, tenuiter punctato; elytris basi fortiter punctatis; antennis fuscis.

*Hab.*—Dorey.

Brown, with a short rough greyish pile; head with a few scattered punctures in front; prothorax rather narrow, about equal in length and breadth, the sides rounded, the punctures small, the intervals of the derm smooth; scutellum triangular; elytra more coarsely punctured at the base, the outer punctures in rows, and each crossed longitudinally by a stout pale greyish hair, posteriorly the same kind of hairs are dispersed among the pubescence; body beneath, legs and antennæ sparsely pubescent, the latter with the third to the seventh joints, inclusive, more or less spined.

Length 4 lines.

- § 4. Elytra more or less crested at the base (the crest forming part of a raised line generally interrupted, or the elytron depressed directly behind it), posteriorly gradually declivous.

*Praonetha sordidata.*

*P. varia*, grisescente pubescens; prothorace transverso, lateribus recto, postice paulo angustato; elytris basi fere obsolete cristatis, apice late truncatis.

*Hab.*—Batchian.

Testaceous-brown, with a greyish pile varying in closeness; head covered with coarse yellowish-grey hairs and dotted with black; prothorax subtransverse, suddenly constricted anteriorly, the sides nearly straight, the disc finely punctured; scutellum subtriangular; elytra but slightly compressed, irregularly punctured at the base, the crest very short, the pubescence thinner in the middle; body beneath and legs with a delicate greyish pile; antennæ reddish-brown, thinly pubescent, the third to the ninth joints, inclusive, spined.

Length  $6\frac{1}{2}$  lines.

*Praonetha privata.*

*P. varia*, grisescente pubescens; prothorace æquali, lateribus rotundato; elytris basi leviter cristatis, lineis elevatis validis, apice truncatis.

*Hab.*—Amboyna.

Dark testaceous-brown, with a short greyish pile varying in

closeness; head covered with coarse hairs; prothorax subtransverse, less suddenly contracted anteriorly than in *P. sordidata*, the sides fully rounded, the disc with fewer punctures; scutellum subtriangular; elytra but slightly compressed, the disc rather flat at the base with fewer and stronger punctures, the crest more elongate; body beneath and legs with a very thin pubescence; antennæ as in the former.

Length  $5\frac{1}{2}$  lines.

*Praonetha infima.*

*P. varia*, grisescente pubescens; prothorace angustato, subtransverso, lateribus subrotundato, basi angustiori; elytris obscure fusco-variis, apice truncatis; antennis fuscis.

*Hab.*—Morty, Batchian.

Resembles *P. privata*, but the prothorax much narrower, scarcely rounded at the sides, and the basal margin rather narrower than the apical; the pubescence more ashy, and the body beneath of a leaden hue.

Length 5 lines.

*Praonetha subsellata.*

*P. fusca*, nitida, pube griseo-ochracea tecta; elytris basi ochraceis, deinde cinereis, dimidio postico fusco; antennis valde pubescentibus, fuscis, cinereo-annulatis.

*Hab.*—Kè.

Dark brown, nitid, with a close ochreous-grey pile; head with a few small black punctures in front; prothorax subtransverse, with small black scattered punctures; scutellum rounded; elytra compressed, the punctures on the anterior portion larger and deeper but not crowded, the base ochreous, followed by a large patch of ashy, the posterior half dark greyish-brown, paler and more pubescent towards the apex; body beneath and legs reddish-brown, with a thin ochreous pile; antennæ closely covered with ochreous hairs, the third to the ninth joints, inclusive, spined.

Length 5 lines.

*Praonetha scopulifera.*

*P. fusca*, dense pubescens; elytris griseis, brunneo-variis, lineis elevatis fasciculatis, apice conjunctim rotundatis; antennis annulatis.

*Hab.*—Sarawak.

Dark brown, with a close brownish pubescence varied with grey; head and prothorax greyish-brown, speckled with pale grey hairs, the former nearly impunctate, the latter subtransverse, rounded at

the sides and finely punctured; scutellum semicircular; elytra compressed, irregularly punctured, reddish-brown, the middle and apex clouded with grey, the crest rather marked, the elevated lines with small nodules clothed with short tufts of dark hairs, and often with a long seta in the middle, the apex rounded; body beneath closely pubescent, greyish, the abdomen reddish; legs reddish-brown, the tibiæ at the apex and penultimate joint of the tarsi dark brown; antennæ dark brown, ringed with ashy from the fourth joint.

Length  $5\frac{1}{2}$  lines.

*Praonetha pituitosa.*

*P.* dense et breviter pubescens, fusca, ochraceo-varia; prothorace subtransverso; elytris post medium linea angulata grisea, apicibus oblique truncatis.

*Hab.*—Kaioa.

Dark brown, with a short dense pubescence varied with ochreous; head with an ochreous pile dotted with brown; prothorax subtransverse, sparingly punctured, ochreous, varied and dotted with brown; scutellum transverse; elytra slightly compressed, with two narrow sharply raised lines, the inner scarcely interrupted behind the basal crest, the ochreous line very obscure, but behind the middle rather more decided in the shape of a narrow zig-zag line, also faint indications of a similar line at the side anteriorly, the apex of each elytron obliquely truncate; body beneath and legs with a sparse ochreous pile, the centre of the last abdominal segment dark brown; antennæ with the third to the tenth joints, inclusive, strongly spined.

Length  $5\frac{1}{2}$  lines.

*Praonetha deducta.*

*P.* picea, breviter griseo-pubescent; prothorace subquadrato, concolori; elytris dimidio basali subcanescentibus, postice brunneis, griseo-variis, apice conjunctim subrotundatis.

*Hab.*—Tondano.

Pitchy brown, with a short greyish pubescence; head with sparse ochreous pile; prothorax nearly quadrate, rounded at the sides, finely punctured, with a delicate uniform pubescence; scutellum transverse; elytra compressed, with two raised lines, the inner strongly marked but completely interrupted behind the crest, the basal half obscurely ashy, the pale brown followed by a little greyish, the apex nearly rounded; body beneath with a greyish pile on the breast, but silky and pale yellow on the abdomen; legs with a greyish pubescence; antennæ as in the last.

Length  $5\frac{1}{2}$  lines.

*Praonetha costalis.*

Pascoe, Journ. of Entom. i. 349.

*P.* dense pubescens, nigra, vel fusca, vel rufo-brunnea, griseo-varia; prothorace subquadrato, griseo, brunneo-irrorato; elytris griseis, medio brunneo-fasciatis, apice truncatis.

*Hab.*—Batchian, Kaioa, Gilolo, Sula, Morty.

Closely pubescent, brown or nearly black, or reddish-brown varied with grey; head and prothorax grey or yellowish-grey dotted with brown, the latter nearly quadrate, with the sides slightly rounded; scutellum rounded; elytra narrowly subtrigonal, the apex truncate, the middle with a rufous-brown band, sometimes obsolete, the inner raised line interrupted behind the crest, and then replaced by four or five granules, the second line well marked, but having posteriorly an intermediate line between it and the inner, a short line also at the shoulder, the three lines granuliform at the base; body beneath and legs rufous, pubescent; antennæ rufous, the third to the ninth joints, inclusive, spined.

Length 5 lines.

§ 5. Elytra abruptly declivous posteriorly, the angle generally furnished with a short tuft, the declivous portion often differently coloured from the rest of the elytra, the exterior raised lines nearly obsolete.

*Praonetha propinqua.*

*P.* pube fusco-grisea tecta; prothorace hituberculato; elytris breviusculis, basi piloso-cristatis, declivitate apicali sordide grisea, apice truncato.

*Hab.*—Sarawak.

Closely covered with a brownish-grey pubescence; head and prothorax sparingly punctured, the latter strongly rounded at the sides, the disk with two oblong tubercles; scutellum nearly semi-circular; elytra rather short, compressed posteriorly, the apex truncate, the basal crest crowned with a small tuft of erect hairs, the declivity of a dirty grey; the last four abdominal segments with a bright ochreous pubescence, the basal segment and rest of the body beneath brown; legs and antennæ brown, mottled with grey.

Length  $4\frac{1}{2}$ —5 lines.

This species is allied to *Praonetha penicillata* from Cambodia, and is possibly *P. crassipes*, Wiedemann, from Java, although the next following species in some respects more nearly accords with his description.



*Praonetha iliaca.**Lamia crassipes?* Wiedemann, Mag. Zool. ii. 111.

*P. sordide grisea*; prothorace elytrisque lateribus fusco-glabratis, his subelongatis, declivitate apicali albida, apicibus rotundatis.

*Hab.*—Sarawak, Java.

Dark brown, with a short compact dull-greyish pile; head and prothorax sparingly punctured, the latter subquadrate, its disk with three tubercles, the third or posterior, however, nearly obsolete; scutellum subtriangular; elytra subelongate, compressed, their sides (as well as the sides of the prothorax) subglabrous, dark chesnut-brown, nitid, the declivity of a clear yellowish-white, and strongly defined at the margin; body beneath with a thin ashy pile, yellowish on the abdomen, and dotted with brown; legs and antennæ dark brown, with small greyish spots.

Length 5 lines.

*Praonetha pilosella.*

*P. dense pubescens*, pilis erectis tenuissimis vestita; prothorace transverso, basi utrinque macula fusca; elytris brevibus, lateraliter infuscatis, basi piloso-cristatis, declivitate sordide alba, apice oblique subtruncatis.

*Hab.*—Flores.

Closely covered with a brownish-grey pile, intermixed with numerous slender erect hairs; head nearly impunctate; prothorax transverse, a large dark brown spot on each side at the base; scutellum very transverse; elytra short, compressed, finely punctured throughout, although a little less so at the base, the crest composed of a small abrupt whitish tuft, the sides dark brown, the declivity dull white; body beneath and legs with a thin greyish pile, the last abdominal segment dark brown; antennæ imperfect, but apparently concolorous with the head and prothorax.

Length  $4\frac{1}{2}$  lines.

*Praonetha fractilinea.*

*P. fusca*, tenuiter rufo-griseo-pubescens; prothorace bituberculato; elytris postice cinerascens, linea irregulari transversa albida ante cristam posticam sita, apicibus rotundatis.

*Hab.*—Sarawak.

Dark brown, with a thin reddish-grey pile; head with a few well-marked punctures in front, and a white semilunar patch between

the eyes; prothorax subtransverse, bituberculate on the disc, with numerous scattered punctures; scutellum semicircular; elytra slightly subtrigonal, compressed, the apex of each rounded, the crests small, the posterior only tufted, the sides and posterior portion ashy, crossed just before the hinder crest by a narrow, white, bent or interrupted line; body beneath and legs reddish-chesnut, with a sparse grey pile, forming little spots or patches on the latter; antennæ brown, the pubescence greyish.

Length 4 lines.

*Praonetha duplicata.*

*P. fusca*, grisescente pubescens; prothorace subtransverso; elytris basi anguste et triangulariter cristatis, post medium linea angulata alba, apice subtruncatis.

*Hab.*—Dorey.

Brown, with a moderately-close greyish pubescence; head and prothorax sparingly punctured, the latter subtransverse and rounded at the sides; scutellum nearly semicircular; elytra scarcely compressed, the apex subtruncate, the inner raised lines well marked posteriorly and terminating in a short whitish tuft, the basal portion compressed into a short triangular crest, the second line also well marked, behind the middle a narrow zig-zag white band, the tuft above mentioned having the appearance, viewed from above, of a second band; body beneath and legs with a greyish pubescence; antennæ subannulated, the third to the ninth joints spined.

Length 5 lines.

*Praonetha ferrugata.*

*P. fusca*, pube fulvo-ferruginea tecta; prothorace medio excavato; elytris subtrigonalis, apice truncatis; antennis pedibusque annulatis.

*Hab.*—Sarawak.

Dark brown, covered with a thin fulvous-brown pile; head nearly impunctate; prothorax nearly equal in length and breadth, rounded at the sides, longitudinally excavated in the middle, and apparently impunctate; scutellum somewhat semicircular; elytra subtrigonal, dark fulvous-brown, the declivous portion paler, basal crest small, scarcely tufted, the inner raised line strongly produced posteriorly but not rising into a crest, the apex transversely truncate; body beneath pale rusty, spotted or varied with brown; legs reddish-grey, with darker or dark-brown rings, principally on the

tibiæ; antennæ with the basal joint reddish-brown, the rest dark brown, ringed with grey at the tips of the joints.

Length  $3\frac{1}{2}$  lines.

§ 6. Elytra not abruptly declivous, each with two short tufts or crests.

*Praonetha capreola.*

*P. fusca*, tenuiter obscure griseo-pubescentis; prothorace disco bituberculato; elytris postice pallide griseo-variegatis, apicibus rotundatis.

*Hab.*—Flores.

Dark brown, with a thin dull-greyish pile; head and prothorax rather sparingly punctured, the latter transverse, a little contracted behind, the disc with two small but well-marked tubercles; scutellum transversely triangular, black, the two lateral angles pale yellowish-grey; elytra narrowly trigonate, the basal crest short, erect, the posterior crest terminating the strongly-raised inner line, dull greyish, the apical third paler, the apex of each rounded; body beneath blackish-brown; legs and antennæ dark brown, varied with greyish.

Length 3 lines.

§ 7. Elytra with two or three raised lines on each, the inner composed of three pilose crests, and more or less declivous posteriorly; the apex truncate.

*Praonetha strumosa.*

*P. fusca*, pube fusco-grisea tecta; prothorace robusto, utrinque albo-plagiato, basi fusco-bimaculato; elytris vix declivibus, apice truncatis, angulo exteriori paulo producto; antennis annulatis, corpore longioribus.

*Hab.*—Dorey.

Dark brown, with a close dark-grey pubescence; head and prothorax sparsely punctured, the latter turgid and much broader than the former, a large white patch on each side, the disc longitudinally depressed in the middle, with two dark-brown spots at the base; scutellum nearly semicircular; elytra subtrigonate, slightly compressed, each with three pilose crests, the apex transversely truncate, with the outer angle a little produced, at the side, behind the middle, a dark oblique stripe, the raised lines with a few dark spots; body beneath and legs pubescent, the tibiæ ringed with grey; antennæ longer than the body, brownish, annulated with grey.

Length 6 lines.

*Praonetha frustrata.*

*P. fusca*, pube griseata tecta; prothorace minus robusto, haud albo-plagiato, basi fusco-bimaculato; elytris minus cristatis, obscure albo-lineatis, apice majus declivibus.

*Hab.*—Aru.

Resembles *P. strumosa* in many respects, but paler; the prothorax less robust, without the white patch at the side, an indistinct double V-shaped mark (one within the other) on the disc, on each side at the base a dark spot; elytra with the crests less produced, posteriorly declivous, with a few uncertain whitish hairs, but no dark spots or patches.

Length  $4\frac{1}{2}$  lines.

A second example is somewhat darker and larger ( $5\frac{1}{2}$  lines), with the pale lines on the elytra even less distinct.

*Praonetha variabilis.*

*Notolophia variabilis*, Pascoe, Trans. Ent. Soc. ser. 2, v. 47.

*P. fusca*, dense albido- vel griseo-pubescentis; elytris declivibus, apice transversim subtruncatis, pone humeros plaga vel fascia alba, postque hanc plaga fusca albo-marginata.

*Hab.*—Aru.

Brown, with a short dense pubescence, varying from whitish to brownish-grey, mixed with dark brown; head sparingly punctured; prothorax subtransverse, somewhat turgid above, but scarcely depressed in the centre; scutellum nearly semicircular; elytra slightly subtrigonal, compressed, abruptly declivous, the apex transversely truncate, behind the shoulders and crossing in a curve between the anterior and intermediate crests is a broad whitish band, which becomes less distinct on the suture, behind this is a dark patch bordered with narrow white lines, and towards the apex a fainter repetition of the same; body beneath and legs varied with brown and grey; antennæ slightly annulated, the third to the ninth joints spined.

Length 5 lines.

*Praonetha conformis.*

*P. fusca*; prothorace griseo-irrorato; elytris declivibus, apice transversim truncatis, declivitate sordide grisea.

*Hab.*—Saylee.

Dark brown, with a short thin pubescence; head nearly impunctate; prothorax somewhat turgid, slightly depressed longi-

tudinally in the centre, greyish-brown, irregularly speckled with pale grey; scutellum subtriangular; elytra slightly subtrigonal, abruptly declivous posteriorly, the apex transversely truncate, the declivous portion dirty grey, the remainder dull brown; body beneath and legs with a greyish pubescence; antennæ as in *P. variabilis*.

Length 6 lines.

*Praonetha medifusca.*

*P. dense pubescens*, grisea; elytris, tertia parte postica excepta, purpureo-fuscis, apice truncatis; pedibus griseis, fusco-annulatis.

*Hab.*—Ternate.

Pubescence somewhat silky, greyish; head covered with greyish hairs, scarcely punctured; prothorax subtransverse, finely punctured, the punctures, however, giving a dotted appearance to the closely-set pubescence; scutellum transverse, grey; elytra subtrigonal, compressed, coarsely punctured at the base, dark purplish-brown and thinly pubescent throughout the anterior two-thirds, then, including the declivous portion, covered with a silky greyish pile; body beneath greyish, the last abdominal segment brown; legs ringed more or less with brown; antennæ closely pubescent, the third to the tenth joints strongly spined.

Length 4 lines.

*Praonetha disjuncta.*

*P. dense pubescens*, grisea, fusco-varia; elytris cristis duabus posticis vix elevatis, medio nigricantibus, postice lineis transversis angulatis griseis, apice truncatis.

*Hab.*—Dorey.

Closely covered with a dark-greyish pubescence, varied with brown; head dotted with brown in front; prothorax subquadrate, rounded at the sides, dotted with brown, longitudinally depressed on the disc, a dark brown patch on each side at the base; scutellum transverse; elytra slightly subtrigonal, thinly punctured, dark grey, the middle and shoulders blackish-brown, an oblique greyish lateral patch on each anteriorly, and towards the apex two pale irregular bands; body beneath reddish-brown; antennæ and legs brown, all with a loose coarse brownish pubescence varied with grey.

Length 4 lines.

*Praonetha ignara.*

*P. dense pubescens*, sordide grisea; prothorace lateribus infuscato, basi utrinque macula fusca; elytris lateraliter obsolete pallide variegatis; antennis pedibusque griseo-annulatis.

*Hab.*—Mysol.

Perhaps a variety of *P. disjuncta*, but without the dark patch on the elytra, the sides with only very slight traces of the pale lateral lines, the antennæ and legs more decidedly ringed, the two dark spots at the base of the prothorax larger, and its sides darker; all characters of very little importance in this genus.

Length 4 lines.

*Praonetha palliata.*

*P. fusca*, griseo-pubescens; prothorace lineis duplicatis griseis V-formibus instructo; elytris dimidio basali plaga magna læte cinerea ornatis.

*Hab.*—Dorey, Aru.

Closely covered with a greyish pubescence, sometimes slightly varied with brown; head nearly impunctate; prothorax subquadrate, rather more turgid anteriorly, sparingly punctured, two V-shaped pale greyish marks (one within the other) on the disc, the outer nearly touching the base; scutellum transverse; elytra slightly subtrigonal, thinly punctured, the crests well marked, a large clear ashy patch covering the whole of the upper part of the basal half, the elevated lines spotted with brown; body beneath blackish-brown, the pubescence on the breast somewhat ashy, on the abdomen yellowish; legs and antennæ with a loose greyish pubescence, varied with darker.

Length  $4\frac{1}{2}$  lines.

*Praonetha vicinalis.*

*P. fusca*, griseo-pubescens; prothorace basi macula magna pallida instructo; elytris ante medium cinereo-nebulosis, postice lateribus linea transversa pallida angulata.

*Hab.*—Batchian, Ternate.

Allied to *P. palliata*, but the V-shaped mark on the prothorax is replaced by a large pale-greyish basal spot; the clear ashy on the elytra is nearly obliterated, and posteriorly there is a tolerably well marked dull-whitish irregular line; there is also a pale curved line connecting the posterior crest with its fellow.

Length 4— $4\frac{1}{2}$  lines.



*Praonetha crispata.*

*P. fusca*, fulvo fuscoque varia; capite antice subtransverso, impunctato; oculis parvis; prothorace vage punctato, subtransverso; elytris medio fusco-subfasciatis, lineis transversis indistinctis angulatis.

*Hab.*—Waigiou.

Dark brown, with a close fulvous pubescence variegated with brown; head subtransverse in front and impunctate; prothorax broader than long, rather turgid, with a few dispersed punctures, principally anteriorly, at the base a pale silky spot darkly shaded on each side; scutellum transversely scutiform; elytra narrowly subtrigonal, sparingly punctured, the basal crest very short, an indistinct brownish band in the middle bordered with paler flexuous lines, as well as two other lines, the posterior of which passes transversely to the suture, and the anterior, near the shoulder, joins the line next to it; body beneath and legs reddish-brown, sparingly pubescent; antennæ reddish-brown, with darker rings.

Length 3 lines.

*Praonetha scoriacea.*

*P. fusca*, fulvo fuscoque varia; capite antice quadrato, vage punctato, oculis mediocribus; prothorace angustiori, subconfertim punctato; elytris fusco-variegatis, lineis transversis fulvis.

*Hab.*—Aru.

Differs from *P. crispata* in its narrower impunctate head and larger eyes; the prothorax more oblong, the punctures more crowded, with two pale longitudinal lines at the base instead of a single spot; the coloration of the elytra nearly the same as to pattern, but the pale lines more dilated and patchy, and the crest at the base longer and rising less abruptly from the surface.

Length 3 lines.

*Praonetha restricta.*

*P. fuliginoso-grisea*; prothorace postice paulo depresso, basi utrinque macula fusca; elytris declivitate obscure grisea.

*Hab.*—Mysol, Aru.

Pubescence very thin, smoky or leaden grey; head sparingly punctured; prothorax subquadrate, slightly depressed at the base, the punctures not crowded; scutellum subtriangular, rounded posteriorly; elytra leaden grey, the declivity behind dull grey, the

two posterior crests very low but not connected; body beneath dull reddish-brown; antennæ and legs leaden grey.

Length 3 lines.

§ 8. Differs from § 7 in not having the intermediate crest.

*Praonetha annulitarsis.*

*P. fusca*; prothorace bituberculato; elytris basi elongato-cristatis, fasciculis numerosis fuscis instructis, declivitate apicali griseata, et griseo-lineata, apice subrotundatis; tarsis fuscis, griseo-annulatis.

*Hab.*—Sarawak.

Dark brown, with a short brownish-grey pubescence; head and prothorax with a very compact brownish pubescence, having numerous whitish hairs scattered singly amongst it, the latter transverse, turgid, with two large tubercles on the disc; scutellum oblong, black, with its sides pale yellowish; elytra slightly subtrigonate, compressed, the apex somewhat rounded, the basal crest elongate, coarsely plumose, numerous small nodules interspersed among the punctures, each bearing a short brown tuft, the declivous portion dull grey, with irregular transverse paler lines; body beneath and legs dark brown, with an unequal greyish pubescence, very loose on the tibiæ and forming short bands across the tarsi; antennæ brown, the bases of the joints greyish.

Length  $6\frac{1}{2}$  lines.

This is a fine, robust species, and, except *P. scopulifera* (*ante*, p. 175), is the only one of the genus having numerous small tufts on the elytra.

STESILEA.

Characteres ut in *Praonetha*, sed *prothorax* antice vix angustior, et *elytra* magis elongata, depressa, semper æqualia.

Although the technical characters of this genus are not very definite, it is, nevertheless, a very natural one, and, but for the absence of the small anterior prothoracic tooth, might have been referred to the *Niphoninæ*. The species are all very homogeneous in point of size and colour, but the spots on the elytra may probably prove to be an uncertain character.

*Stesilea prolata.* (Pl. IX. fig. 5.)

*S. fusca*, griseo-pubescentis; prothorace quadrato, angulis posticis rectis; scutello semicirculari, sparse pubescente; elytris post

medium maculis duabus albis, apicibus oblique truncatis, extus rotundatis.

*Hab.*—Bouru.

Dark brown, covered above with a short regular pale fulvous pile; head rather closely punctured; prothorax about equal in length and breadth, the sides very slightly rounded and forming a right angle posteriorly, the disc finely punctured; scutellum semicircular, thinly pubescent; elytra coarsely and irregularly punctured, very considerably broader than the prothorax, with two white spots behind the middle, one much smaller than the other, each apex obliquely truncate but rounded externally; body with small glabrous spots beneath, middle of the last abdominal segment glabrous, dark brown; antennæ shorter than the body, the third and fourth joints equal, the rest with an ashy ring at the base; legs uniformly pubescent, greyish.

Length 7 lines.

*Stesilea scutellaris.*

*S. præcedente angustior, fusca, griseo-pubescentis; prothorace subtransverso, postice paulo incurvato; scutello valde transverso, dense pube fulvescente vestito; elytris post medium linea transversa alba, apicibus rotundatis.*

*Hab.*—Tondano.

Narrower than *S. prolata*, dark brown with a short regular pale fulvous pile; head moderately punctured; prothorax subtransverse, very slightly rounded at the sides, but a little incurved posteriorly, the disc finely punctured; scutellum transverse, very short, thickly covered with longish fulvous hairs; elytra rather coarsely punctured at the base, a narrow but very distinct snow-white line just behind the middle, the apex of each firmly rounded; body beneath with a thin fulvous pubescence, the centre smoky; antennæ about as long as the body, the third joint longer than the fourth, both ashy except at their tips, second joint and scape also somewhat ashy; legs greyish, the tibiæ tinged with ochreous, tarsi ashy.

Length 7 lines.

*Stesilea inornata.*

*S. forma præcedentis, fusco-grisescente pubescens; prothorace æquali, lateribus rotundato; scutello semicirculari, lateribus ochreo-marginato; elytris apice subtruncatis.*

*Hab.*—Tondano.

Narrow like *S. scutellaris*, dark brown with a thin greyish pile; head closely punctured; prothorax equal in length and

breadth, the sides firmly rounded, the disc closely punctured; scutellum semicircular, dark brown with an ochreous border on each side; elytra unicolorous, the apex truncate; body beneath ochreous with brownish spots; antennæ as long as the body, unicolorous; legs as in the last.

Length 7 lines.

*Stesilea feriata.*

*S. fusca*, griseo-pubescent; prothorace oblongo, lateribus rotundato; scutello semicirculari, elevato, medio depresso; elytris post medium macula nivea, apice subtruncatis.

*Hab.*—Ceram.

Dark brown with a greyish pubescence; head closely punctured; prothorax oblong, rounded at the sides, closely punctured; scutellum rather small, semicircular, depressed along the median line, the sides elevated; elytra coarsely punctured at the base, the apex subtruncate, a very distinct white patch behind the middle; body beneath reddish-chesnut, sparsely pubescent, the margins of the abdominal segments fringed; antennæ as long as the body, unicolorous; legs dark brown, the pubescence pale grey.

Length 6 lines.

*Stesilea honesta.*

*S. fusca*, griseo-pubescent; prothorace æquali, lateribus rotundato; scutello subtransverso, planato; elytris post medium macula nivea, apicibus rotundatis.

*Hab.*—Mano.

Closely resembles *S. feriata*, but the prothorax is broader, the scutellum different, and the apex of each elytron rounded.

Length 6 lines.

A species from Ceram, resembling *S. inornata*, is too much injured for description.

ROPICA.

*Ropica*, Pascoe, Trans. Ent. Soc. ser. 2, iv. 247.

*Caput* antice quadratum, tuberibus antenniferis validis, divergentibus, basi approximatis. *Oculi* mediocres, plus minusve emarginati. *Antennæ* longitudine generaliter corpori æquales, graciles, setaceæ, tenuiter hirsutæ; scapo modice elongato, cylindrico, vel aliquando fere ovato; articulo tertio longiore, recto; sequentibus sensim brevioribus. *Prothorax* capite vix latior, regularis, lateraliter paulo rotundatus. *Elytra* brevina, raro subelongata, convexa, prothorace latiora, apicibus rotundatis vel oblique truncatis. *Pedes* breves, æquales; *femora*

haud clavata; *tibiæ* intermediæ fortiter emarginatæ; *tarsi* articulo ultimo elongato; *coxæ* anticæ et intermediæ validæ, approximatæ. *Pro-* et *meso-sterna* simplicia.

A number of small and obscurely marked species are comprised in this genus; they are on the whole tolerably homogeneous, although the short compact form of the majority is departed from in a few of its members. The transition is, however, gradual, as usual, and there is no other character to separate them. The scape of this genus is variable in size, and there is sometimes a slight but sufficiently obvious difference even in the same species. The head and prothorax are generally strongly, although rather finely, punctured; the punctures on the elytra are much coarser, and are occasionally subseriately arranged, but only in the centre of the disc; the pubescence, except on the head, is strictly confined to the spaces between them. The genus is only represented at this time in Australia by a single species (*Ropica exocentroides*, Pasc.).\* *Oopsis*, Fairm., restricted to the Fiji and other Pacific Islands, is known by its strongly clavate femora.

*Ropica piperata.*

Pascoe, Trans. Ent. Soc. ser. 2, iv. 248.

*R. fuscescens*, pube griseo-ochracea interrupta induta; elytris fusco-irroratis, maculis parvis albis dispersis; antennis pedibusque fuscis.

*Hab.*—Sarawak.

Brown, or reddish-brown, covered with little patches of greyish-ochraceous pile; head and prothorax rather finely punctured; scutellum semicircular; elytra covered with numerous small dark points and patches, mixed with a few white pubescent spots, principally on the sutural line; body beneath dark brown, shining, slightly pubescent; legs and antennæ brown.

Length  $2\frac{1}{2}$  lines.

*Ropica indigna.*

*R. fuscescens*, pube sparsa grisea interrupta; elytris basi tenuissime griseo-pubescentibus, postice griseo-variegatis; antennis pedibusque griseo-variis.

*Hab.*—Ceram, Ternate, Gilolo, Bouru.

Pale brown, with an irregular sparse pubescence; head covered with coarse greyish hairs; lip pale grey; prothorax very trans-

\* At page 2, in the table of Malayan and Australian species, for *Sybra* read *Ropica*, and *vice versâ*.

verse, rather narrower anteriorly, the pubescence denser at the sides; scutellum bluntly triangular; elytra with minute patches of slightly condensed pubescence, and a few small white spots, in some specimens, however, quite obsolete; body beneath and legs chesnut-red, with a thin regular pile; antennæ paler, the basal joint transversely clouded with greyish.

Length  $1\frac{2}{3}$ — $2\frac{2}{3}$  lines.

*Ropica illepida.*

*R. fuscescens*, pube sparsa grisea; prothorace minus latiori, antice posticeque fere æquali; elytris brevioribus, unicoloribus; antennis gracilioribus.

*Hab.*—Dorey.

Allied to *R. indigna*, but the prothorax narrower, nearly equal in front and rear; the elytra shorter, with the pubescence more uniform in distribution and colour; and the antennæ slenderer towards the apex.

Length 2 lines.

*Ropica pluviata.*

*R. fuscescens*, pube grisea interrupta; prothorace valde transverso, lateribus fortiter rotundato; elytris medio infuscatis, humeris paulo productis; antennarum articulis griseo-variis.

*Hab.*—Batchian.

Pale brown, with a rather close but interrupted pile; head covered with coarse greyish hairs; prothorax very transverse, narrower anteriorly, the sides strongly rounded; scutellum small, subtransverse, rounded behind; elytra moderately long, rather prominent at the shoulder, the punctures well marked, an indefinite brownish band across the middle curving downwards; body beneath chesnut-brown with a thin pile; antennæ and legs reddish-brown, varied with a grey pubescence.

Length  $2\frac{1}{2}$  lines.

*Ropica angusticollis.*

*R. fuscescens*, pube grisea interrupta; prothorace capite vix latiori, brevi, antice posticeque æquali; elytris brevibus, griseo-subirroratis, post medium griseo-subfasciatis.

*Hab.*—Sarawak.

Pale reddish-brown, with a greyish interrupted pubescence; head spotted in front; prothorax short, scarcely broader than the head, the anterior and posterior borders equal in breadth; scutellum nearly scutiform; elytra short, the pubescence forming small



patches more or less distinct, behind the middle assuming the shape of a narrow flexuous band; body and legs beneath brownish, with a greyish pile; antennæ with greyish spots.

Length  $1\frac{2}{3}$ —2 lines.

*Ropica honesta.*

*R. rufo-fuscescens*, pube grisea interrupta; prothorace modice transverso; elytris subelongatis, lateribus infuscatis, post medium plaga irregulari alba; antennis distincte albo-annulatis.

*Hab.*—Dorey, Saylee, Ceram, Banka.

Pale reddish-brown, with a greyish interrupted pile; head covered with coarse greyish hairs; prothorax rather broader than long; scutellum broadly triangular, somewhat pointed behind; elytra moderately elongate, darker at the sides, the centre varying from pale rusty to grey, behind the middle a zig-zag white patch, occasionally small patches along the suture; body beneath testaceous-brown; legs more or less definitely banded with grey; antennæ very distinctly ringed with pale greyish.

Length 3— $3\frac{1}{2}$  lines.

*Ropica evitata.*

*R. ferruginea*, pube fulvescente interrupta; prothorace confertim punctato; elytris pone medium linea transversa subobsoleta pallida; antennis indistincte annulatis.

*Hab.*—Amboyna.

Brownish-ferruginous, with an interrupted yellowish-grey pile; head with coarse yellowish hairs; prothorax short, scarcely wider than the head, somewhat closely punctured; scutellum transverse; elytra with the pubescence very irregular and indefinite, a transverse whitish line at about one-third of their length from the apex, behind which the pubescence is denser; body beneath with a compact somewhat silky pile; legs slightly ringed, the two basal joints of the tarsi whitish; antennæ obscure, varied with greyish.

Length 2 lines.

*Ropica analis.*

*R. fusca*, pube grisea interrupta; prothorace fuligineo, sparse punctato; elytris pone medium maculis tribus transversis albis; antennis distincte annulatis.

*Hab.*—Morty.

Dark brown, with a scanty greyish pubescence; head with a coarsish pile not covering the punctures; prothorax broader than

the head, rather remotely punctured; scutellum transverse; elytra reddish-brown, with three white patches, arranged transversely, at about a third of the length of the elytra from the apex, behind these the grey pubescence is sufficiently dense to give a very decided coloration to the part; body beneath reddish-chesnut, with a thin greyish pile; legs slightly ringed with greyish and brown; antennæ brownish, thinly pubescent.

Length 2 lines.

*Ropica stolata.*

R. fulvo-testacea, dense griseo-pubescent; prothoracis medio, scutello, sutura, et vitta obliqua post humeros, rufo-testaceis, glabris.

*Hab.*—Batchian.

Yellowish or brownish-testaceous, with a close greyish pile; head covered with coarsish hairs; prothorax broader than the head, varied with five or six reddish-brown patches; scutellum broadly scutiform, dark brown; elytra broadest at the base, with an oblique dark reddish-brown stripe at the sides, strongly contrasting with the pale grey of the centre; body beneath and legs pale reddish-chesnut, with a scanty pubescence; antennæ slightly varied with greyish.

Length 2 lines.

*Ropica rivulosa.*

R. testaceo-fusca, pube sparsa grisea; elytris lineis duabus indistinctis posticis rufo-brunneis, interiore ad suturam curvata.

*Hab.*—Dorey.

Testaceous-brown, with a thin greyish pubescence; head remotely punctured; prothorax scarcely broader than the head, the front and rear margins equal in breadth, the disc with a broad dark central stripe; scutellum subscutiform; elytra paler than the prothorax, each with two somewhat glabrous stripes, meeting posteriorly at the suture their two fellows; body beneath pale chesnut-brown, with a slight pubescence; legs and antennæ brown, nearly unicolorous, with a very thin pubescence.

Length 2 lines.

*Ropica variipennis.*

Pascoe, Trans. Ent. Soc. ser. 2, v. 51.

R. testaceo-fusca, pube grisea variegata; elytris basi et parte

tertia posticali pallide ochraceis, hac linea subcirculari alba ornata, disco ante medium cinereo.

*Hab.*—Aru.

Testaceous-brown, with a short compact varied pubescence, principally grey; head and prothorax rather finely punctured; elytra coarsely punctured, the base ochraceous, the posterior third also ochraceous but paler, within this a subcircular line of pure white, a darker shade where the colours meet, middle of the disc anteriorly ashy; body beneath reddish-brownish with a fine greyish pile; antennæ and legs obscure greyish.

Length  $2\frac{1}{2}$  lines.

*Ropica fuscicollis.*

*R. fusca*, tenuissime pubescens; elytris basi griseo-pubescentibus, lateribus postice macula magna alba.

*Hab.*—Aru.

Dark brown, lighter on the elytra, with a very thin pubescence; head nearly impunctate; prothorax robust, broader than the head, very short, and finely punctured; scutellum transverse; elytra rather short, with a small callosity at the base, the basal half with a greyish pubescence gradually disappearing towards the middle, posteriorly a large whitish spot on each, the apex with a slight unequal greyish pubescence; body beneath chesnut with a thin greyish pile, the three intermediate segments with blueish spots; legs and antennæ brown, the pubescence very scanty.

Length  $2\frac{1}{2}$  lines.

*Ropica cunicularis.*

*R. testaceo-fusca*, tenuiter pubescens; elytrorum tertia parte posticali albescente et macula triangulari communi fusca ornata, apice oblique truncato.

*Hab.*—Batchian, Banka, Amboyna, Ternate.

Testaceous-brown, thinly pubescent; head slightly punctate; prothorax short, broader than the head, narrower anteriorly, finely punctured, the pubescence somewhat silky, ochraceous-grey; scutellum subtransverse, dusky brown; elytra with a thin greyish pubescence, except on the posterior third, where it becomes denser and assumes a whitish hue, in the middle of which is a small triangular patch common to both elytra; body beneath reddish-chesnut, thinly pubescent; legs and antennæ indistinctly banded with greyish.

Length  $2-2\frac{1}{2}$  lines.

*Ropica viduata.*

*R. fusca*, pube sparsa grisea interrupta; elytris griseo-variegatis, obsolete fusco-subfasciatis, lateribus postice albo-maculatis; antennis obscure griseis, scapo fusco.

*Hab.*—Batchian, Gilolo.

Dark brown, with a thin unequal greyish pile; head nearly impunctate; prothorax short, broader than the head, finely punctured, brown, with two more or less indefinite greyish stripes on each side; scutellum subtransverse; elytra obscurely varied with curved greyish bands, behind the middle three white nearly-connected spots in a transverse direction; body beneath dark pitchy-brown; legs and antennæ brown, thinly pubescent, the latter with short, stiff, erect scattered hairs, and the basal joint nearly black.

Length  $2\frac{1}{2}$ —3 lines.

*Ropica lachrymosa.*

*R. nigra*, sparse albo-setulosa; elytris post medium maculis tribus albis transversim positis; tibiis tarsisque posticis brunneo-testaceis, albo-pilosis.

*Hab.*—Batchian.

Black, with small white setulose hairs scattered over the elytra; head and prothorax nearly impunctate, with an exceedingly delicate greyish pile, the latter very short and strongly rounded at the sides; scutellum transverse; elytra nearly glabrous, except three white patches posteriorly placed transversely, the setulæ arising singly from the anterior over-hanging margin of each puncture; body beneath dark brown, with a long yellowish-grey fringe bordering the margin of the basal abdominal segment; legs dark brown, the posterior tibiæ, except at the base, with their tarsi, clothed with rather long greyish hairs; antennæ nearly uniformly dark brown.

Length  $2\frac{1}{2}$  lines.

*Ropica vetusta.*

*R. fusca* vel rufo-fusca, pube rufo-grisea tecta; elytris postice macula magna alba, vel aliquando fascia ad suturam interrupta; antennis griseo-submaculatis.

*Hab.*—Tondano.

Brownish or reddish-brown, with a somewhat coarse reddish-grey pubescence; head covered with greyish hairs; prothorax finely punctured, a little broader than the head, strongly rounded at the sides; scutellum nearly triangular; elytra subseriate-punc-

tate, a little produced at the apex, a white spot, varying in size or nearly disappearing, on the posterior third; body beneath reddish-brown, with a thin rather compact pubescence; legs and antennæ more or less definitely banded or ringed with greyish.

Length 3 lines.

*Ropica puncticollis.*

*R. fuscescens*, pube griseo-brunnea tecta; prothorace fere æquali, creberrime punctato; elytris striato-punctatis, griseo-brunneis, circa scutellum et vitta arcuata laterali rufo-fuscis.

*Hab.*—Sula.

Brownish, covered with a short compact greyish pubescence; head and prothorax reddish-brown, the latter closely and deeply punctured, nearly equal in length and breadth, and scarcely broader than the head; scutellum subtransverse; elytra strongly and broadly striate-punctate, around the scutellum and a wide curved lateral stripe reddish-brown; body beneath and legs brownish-red, with scattered greyish hairs; antennæ pale reddish-brown, almost testaceous at the base.

Length 2 lines.

*Ropica vinacea.*

*R. rufo-brunnea*, subtilissime pubescens; prothorace utrinque elytris que lateribus rufo-fuscis, his post medium maculis albis fere obsolete instructis.

*Hab.*—Ternate, Sarawak.

Reddish-brown, with an exceedingly delicate pubescence; head brownish, with the pubescence longer and of a greyish colour in front; prothorax short, scarcely broader than the head, finely punctured, the sides darker; scutellum subtriangular, rounded behind; elytra reddish in the centre, the sides dark brown, a few indistinct whitish spots posteriorly (entirely absent in one specimen); body beneath and legs reddish-brown, the pubescence very fine and scanty; antennæ paler, with a short greyish pile.

Length  $2\frac{1}{2}$  lines.

*Ropica tentata.*

*R. rufo-testacea*, pube grisea tecta; prothorace utrinque infuscato; elytrorum medio a humeris longitudinaliter infuscato, post medium fascia interrupta flexuosa albescente.

*Hab.*—Waigiou.

Reddish-testaceous, covered with a longish somewhat silky greyish pile; head slightly punctured, depressed above between the eyes; prothorax rather broader than long, darker at the

sides; scutellum nearly triangular; elytra reddish-testaceous in the centre, clouding into dark brown towards the sides, but becoming lighter again at the margins, a little behind the middle a large flexuous white band; body beneath pale reddish, thinly pubescent, the basal segment of the abdomen fringed with yellowish hairs; legs slightly banded with pale reddish and brown; antennæ reddish-testaceous, with spots of greyish pile.

Length 3 lines.

*Ropica irritata.*

*R. fusca*, pube griseata tecta; elytris subelongatis, maculis magnis obscure griseis subobsoletis instructis.

*Hab.*—Tondano.

Dark brown, covered with a short compact greyish or ochreous-grey pile; head and prothorax slightly punctured, the latter robust, broader than the former, the sides strongly rounded; scutellum nearly triangular; elytra slightly elongate, coarsely punctured; body beneath and legs dark chesnut-brown, the first abdominal segment closely fringed with yellowish silky hairs; antennæ about a third longer than the body, nearly unicolorous.

Length 3 lines.

*Ropica illiterata.*

*R. fuscescens*, pube fusco-grisea tecta; prothorace elytris que fusco-plagiatis, his subelongatis, maculis duabus albis instructis, una submediana, altera posteriori.

*Hab.*—Sarawak.

Brownish, with a dark greyish compact pile; head rusty grey, slightly punctured; prothorax robust, subtransverse, broader than the head, remotely and irregularly punctured, darker at the sides; scutellum transverse; elytra subelongate, very slightly raised at the base so as to form a kind of ridge, behind the middle two whitish spots, each of which has dashes of brown before and behind it; body beneath and legs brown, with a thin smooth pubescence; antennæ longer than the body, covered with small greyish spots.

Length 4 lines.

*Ropica servilis.*

*R. fuscescens*, pube ochraceo-grisea tecta; capitis vertice prothoraceque fuscatis, vittis duabus griseis; elytris elongatis, ad basin inter scutellum et humeros macula grisea, disco maculis pallidis, aliquando obsoletis.

*Hab.*—Batchian, Gilolo, Ceram, Bouru, Mysol, Ternate, Aru, Dorey.



Brownish, with a greyish or ochreous-grey pubescence, composed of very short regular and somewhat sca'e-like hairs; head rather narrow, the pubescence irregular and not scale-like; prothorax broader than the head, narrowed at the base, nearly equal in length and breadth, somewhat coarsely and remotely punctured, the disc with two greyish stripes, which are continuous with two on the vertex; scutellum subtriangular; elytra elongate, the stripes on the prothorax joining two shorter stripes or patches at their base; body beneath, legs and antennæ pale chesnut-brown, with a delicate greyish pile; the antennæ much longer than the body (in one ♂ specimen half as long again).

Length  $3\frac{1}{2}$ —4 lines.

*Ropica didyma.*

*R. fuscescens*, pube fusco-grisea tecta; prothorace remote punctato, vittis duabus griseis; elytris subelongatis, ad humeros fuscis, post medium maculis duabus albis oblongis instructis.

*Hab.*—Bouru.

Possibly a variety of *R. servilis*, but paler, the prothorax more transverse, with the punctures, especially at the sides, fewer and more remote; the elytra shorter, with the scape smaller, less cylindrical, and approaching to fusiform.

Length  $3\frac{1}{4}$  lines.

MEXIMIA.

Characteres ut in *Ropica*, sed antennæ lineares, haud fimbriatæ.

It is impossible to retain the species on which this genus is founded in *Ropica*, without violating a character which is constant throughout the latter group. The scape, variable in *Ropica*, is, in the two species described below, shortly ovate, but the coloration and apparent glabrosity (for the pubescence is visible only under the microscope) give them quite a different habit. The punctures on the prothorax and elytra are, as in other members of the subfamily, furnished at the base each with a triangular scale-like hair.

*Meximia decolorata.* (Pl. X. fig. 2)

*M. fulvo-testacea*, fere glabra; elytris postice subcallosis, castaneo-notatis; antennis pedibusque albidis, castaneo-annulatis.

*Hab.*—Batchian.

Fulvo-testaceous, apparently glabrous, but under the micro-

scope exceedingly fine hairs, placed at short distances from each other, may be seen; head and prothorax darker, or slightly ferruginous, rather coarsely and on the latter very closely punctured; scutellum small, rounded posteriorly; elytra coarsely punctured, the disc slightly flattened above, but rising into a slight callosity on each side posteriorly, from each callosity a patch of reddish-chestnut spreads outwards and downwards to the margin; body beneath testaceous, with a few large punctures; femora fulvo-testaceous; tibiæ and tarsi ivory-white, banded with fulvous; antennæ white, tinged with yellow, the tips of the second and third joints darker, the fourth to the tenth inclusive more or less reddish-brown, except at their bases.

Length 2 lines.

*Meximia perfusa.*

*M. rufo-brunnea*, fere glabra; elytris vitta obliqua rufo-castanea, postice rufo-testaceis, griseo-maculatis; antennis testaceis, articulis a tertio dimidio apicali fuscis.

*Hab.*—Dorey.

Reddish-brown, apparently glabrous; head and prothorax opaque, reddish-brown, rather finely but distinctly punctured, the latter much narrower anteriorly, with the sides slightly angulated; scutellum broadly scutiform; elytra coarsely punctured, light reddish-brown, nitid, a darker brown oblique stripe from near the shoulder to within about a third of the apex but not meeting at the suture, remainder of the elytra beyond the stripe reddish-testaceous with spots of greyish pubescence; body beneath reddish-brown, remotely punctured, the abdomen paler and the punctuation confined to the base of the segments; legs reddish-brown, the middle of the tibiæ with a broad testaceous band; antennæ testaceous, the apical half of each joint, from the third or fourth, brown.

Length 2 lines.

## GEMYLUS.

*Caput* antice subquadratum, tuberibus antenniferis brevibus, basi haud approximatis. *Oculi* parvi, fere divisi. *Antennæ* corpore breviores, lineares, subtus fimbriatæ; scapo breviter ovato; articulis tertio et quarto longioribus; sequentibus brevioribus, subæqualibus. *Prothorax* capite paulo latior, regularis, lateraliter rotundatus, basi haud constrictus. *Elytra* prothorace multo latiora, convexa, pone medium

gradatim attenuata et declivia, apicibus rotundatis. *Pedes* breves; *tarsi* triangulares, articulo ultimo præcedentibus haud longiore.

Except that the antennæ are linear beyond the basal joints there is very little to distinguish this genus from *Sybra*; the form of the elytra, however, is peculiar and gives the unique specimen before me altogether a different character from any other in this group.

*Gemylus albipictus.* (Pl. IX. fig. 1.)

*G. niger*, setulosus, maculis paucis niveo-pubescentibus ornatus.

*Hab.*—Morty.

Deep black, somewhat glossy, with scattered setulose hairs, and pure white pubescent spots or lines; head irregularly and sparsely punctured, a white spot below and another behind each eye; prothorax convex, rather narrower anteriorly, somewhat sparingly punctured, an oblique white stripe on each side; scutellum small; elytra very convex, the sides nearly parallel for about two-thirds of their length, then suddenly contracting, and each ending in a rounded apex, irregularly punctured at the base, a small round white spot before the middle, a short oblique line posteriorly and nearer the apex a longitudinal one, both also white; body beneath black; legs black, more or less striped with white, especially the tibiæ and intermediate and posterior femora; antennæ black, fuliginous towards the tip.

Length  $2\frac{1}{2}$  lines.

SYBRA.

*Caput* antice subquadratum; tuberibus antenniferis validis, divergentibus, basi approximatis. *Oculi* prominuli, late emarginati, supra approximati vel subapproximati. *Antennæ* generaliter corpore vix longiores, graciles, setaceæ, subfimbriatæ; scapo brevi, ovato vel subcylindrico; articulis tertio et quarto multo longioribus et curvatis; cæteris brevioribus. *Prothorax* capite latior, lateribus rotundatis, basi quam apice generaliter latior. *Elytra* subelongata, subdepressa, prothorace latiora, apicibus acutis vel apiculatis, rarissime rotundatis. *Pedes* breves, æquales; *mesotibicæ* fortiter emarginatæ; *tarsi* angustati, modice elongati, et tibiis generaliter longitudine æquales; *coxæ* anticæ et intermediæ mediocres, subdistantes. *Pro-* et *meso-sterna* declivia.

The general outline of the species of this genus is different from *Ropica*, being more elongate and fusiform and very decidedly

depressed above. The characters, although not very decisive, are tolerably constant for so large a group. The type, *Sybra stigmatica*, is nearly allied to a Madagascar species—the *Saperda geminata* of Klug. I have divided the genus into three sections, the first having the apex of each elytron broadly wedge-shaped, and the sutural side of the wedge with a convex outline; the second section has a narrower and more projecting wedge, and the sutural side more or less concave; the third section has each elytron rounded at the apex. *Sybra incivilis*, Pasc., from Port Denison and *S. posticalis*, Pasc., from Hong-Kong, belong to the first, and *S. acuta*\* from New South Wales, to the second. The first, and by far the largest, section is divided into subsections dependent on the comparative breadth of the prothorax at the base. The species are all of small size, with a derm varying from testaceous to dark brown or nearly black, and covered with a generally scanty greyish pubescence, almost invariably relieved by spots or patches of white, grey or brown, but often so indistinctly as to require a strong lens to distinguish them. Unfortunately there is reason to believe that the species vary considerably among themselves, and particularly that a minute description of the coloration would only be applicable to certain individuals; at the same time the distinctions to be drawn from form and sculpture are not always sufficiently decided to allow of their being clearly stated. With a large number of examples, I can conceive that it might be impossible to divide them satisfactorily at all. In fact I have put aside several that I can neither resolve into species or quasi-species, nor refer to any here described. In two or three instances in which Mr. Wallace has marked the sexes of the same species, the differences between them consist chiefly in the broader prothorax and somewhat longer antennæ of the males.

§ 1. Elytra apicibus late cuneatis.

\* Prothorax suboblongus, lateribus rotundatis, basi incurvatis.

*Sybra stigmatica.* (Pl. IX. fig. 2.)

*Ropica stigmatica*, Pascoe, Trans. Ent. Soc. ser. 2, v. 51.

*S. fusca*, griseato-pubescentis; prothorace modice et vage punctato; elytris angulatis, postice dilatatoribus, post medium maculis duabus oblongis albis.

*Hab.*—Aru.

\* *Sybra acuta*=*Ropica geminata*, Pasc. I have been obliged to alter the latter name, in consequence of Klug's *Saperda geminata* (above alluded to) coming into the same genus.

Dark brown, with a tolerably compact greyish pubescence; head with coarse yellowish hairs in front; prothorax rather sparingly punctured, obscurely striped with brown; scutellum strongly rounded behind; elytra seriate-punctate, the punctures much coarser than those on the prothorax, the basal half brownish, the apical half closely covered with a yellowish-grey pubescence, each with two white oblong spots behind the middle; body beneath dark brown, with a sparse greyish pile; antennæ and legs pale ferruginous, sparingly pubescent.

Length 3 lines.

*Sybra marcida.*

*S. pallide fuscescens, griseato-pubescens*; prothorace fortiter punctato; elytris latioribus, post medium macula subobsoleta alba.

*Hab.*—Dorey, Saylee.

Pale brownish, covered with a smooth equal greyish pile; head with a coarse crisp yellowish pubescence in front; prothorax robust, deeply and closely punctured; scutellum rounded behind; elytra irregularly punctured at the base, thence forming regular rows, which disappear towards the apex, behind the middle a small obscure whitish spot; body beneath and legs yellowish-ferruginous, finely pubescent; antennæ luteous, with a very slight pubescence.

Length  $3\frac{1}{2}$  lines.

*Sybra chloropoda.*

*S. fusca, griseo-pubescens*; prothoracis disco fusco, vitta mediana et lateribus griseo-pubescentibus; elytris griseo-infuscatis, regione scutellari et plagis indistinctis fuscis; femoribus tibiisque pallide viridibus, tarsis nigricantibus.

*Hab.*—Waigiou.

Dark brown, with a coarse greyish pubescence; head brown, sparingly punctured, with a few greyish hairs in front; prothorax finely punctured, the disc brown with a narrow central stripe and the sides covered with coarse greyish hairs; scutellum subtransverse; elytra punctured as in *S. marcida*, the base around the scutellum, and certain indefinite patches at the sides and towards the apex, brown; body beneath reddish-brown, finely pubescent; femora and tibiæ pale yellowish-green, tarsi dark brown; antennæ pale luteous, darker towards the tips.

Length  $2\frac{3}{4}$  lines.

*Sybra contigua.*

*S. fusca*, griseo-pubescentis; prothoracis disco fusco, lateribus griseo-pubescentibus; elytris indistincte fusco-notatis, singulis medio macula alba instructis; pedibus luteis.

*Hab.*—Ceram.

Dark brown, with a greyish pubescence; head moderately punctured, covered with sparse coarse greyish hairs; prothorax finely punctured, the disc dark brown, passing gradually into the grey of the sides and anterior portion; scutellum transverse; elytra punctured as in *S. marcida*, indefinitely marked with brown, more particularly a patch on each side the scutellum, and another, which forms with its fellow a sort of V-shaped figure, nearly in the centre and behind the middle of each elytron is a small white spot; body beneath dark brown, thinly pubescent; legs and antennæ luteous, with a fine greyish pile, the latter darker at the tips.

Length  $2\frac{1}{2}$  lines.

*Sybra jejuna.*

*S. lutea*, pube grisea tecta; prothorace transverso, medio brunneo; elytris, præsertim basi, brunneo-maculatis; antennis pedibusque testaceis, illis apicibus articulorum obscuris.

*Hab.*—Dorey.

Brownish-yellow, with a coarse reddish-grey pile; head brown, sparingly punctured, with dispersed greyish hairs in front; prothorax finely but rather sparsely punctured, disc dark brown, with an interrupted central greyish stripe, the sides grey; scutellum transverse; elytra subseriate-punctate, except at the base, a patch on each near the scutellum dark brown, rest of the elytra with indefinite reddish-brown patches mixed with the grey; body beneath luteous, with a close delicate yellowish-grey pile; legs pale testaceous, the tarsi dark brown; antennæ testaceous, the tips of the joints becoming more and more brownish towards the apex.

Length  $2\frac{1}{2}$  lines.

*Sybra arcifera.*

*S. infuscata*, pube sparsa grisea; prothorace omnino griseo-pubescenti; elytris post medium linea arcuata alba, extus fusco-glabratis.

*Hab.*—Timor.

Reddish-brown, with a loose greyish pile; head sparingly punctured in front, the eyes approximating on the vertex; prothorax



finely punctured, the interspaces with an uniform grey pubescence; scutellum subtransverse; elytra seriate-punctate nearly from the base, behind the middle of each a very indistinct whitish curved stripe (the concavity outwards), within this stripe a well-marked dark-brown oblong glabrous patch; body beneath luteous, with a greyish pile; legs and antennæ brownish-luteous, thinly pubescent.

Length  $2\frac{1}{2}$  lines.

*Sybra connexa.*

*S. infuscata*, pube sparsa grisea interrupta; prothoracis disco vitta lata subglabra; elytris medio signo V-formi infuscato instructis.

*Hab.*—Ternate, Sula.

Size and form of *S. arcifera*, but without the arched line at the sides, and in addition a glabrous V-shaped mark nearly in the centre of the elytra, as well as a broad brownish subglabrous stripe on the prothorax; antennæ testaceous, very indistinctly annulated, legs nearly unicolorous, both finely pubescent.

Length  $2\frac{1}{2}$  lines.

*Sybra fervida.*

*S. fusca*; prothoracis basi utrinque plaga rufo-griseo-pubescenti; elytris pube rufo-grisea varia, apicem versus magis pubescentibus et maculis albis ornatis; pedibus rufo-griseo-variegatis.

*Hab.*—Sarawak.

Dark brown, nearly glabrous, except for certain patches of reddish-grey pile, of which the prothorax has one on each side, at the base, particularly well marked; the patches on the elytra are less distinct and of very irregular figures, but towards the apex they are more obvious and are further distinguished by a few small round whitish spots scattered on them; antennæ pale reddish-brown, the tips of the terminal joints dark brown; legs varied with patches of reddish-grey; tarsi reddish-testaceous.

Length  $2\frac{1}{2}$  lines.

*Sybra notatipennis.*

*S. fusca*, pube grisea interrupta; prothoracis disco fusco-bimaculato; elytris singulis circa scutellum punctis oblongis quatuor, duobus basalibus, uno mediano, alteroque pone medium, fuscis.

*Hab.*—Mysol.

Dark brown, with an interrupted yellowish-grey pubescence; head rather narrow, coarsely pubescent; prothorax sparingly punctured, an indistinct brownish patch in the centre; scutellum transversely subquadrate, rounded behind; elytra subseriate-punctate, the punctures disappearing near the apex, near the scutellum large dark subglabrous patches, another near the middle and two or three smaller patches at the sides; body beneath and legs luteous, with a coarse yellowish-grey pile; antennæ luteous, the tips of the joints becoming gradually darker towards the apex.

Length 3 lines.

*Sybra venosa.*

*S. rufo-brunnea*, griseato-pubescent; prothorace concolori; elytris linea curvata grisea ab humeris ad medium sita; antennarum articulis basi dilutioribus.

*Hab.*—Mysol.

Reddish-brown, with a thin delicate greyish pubescence; head and prothorax sparingly punctured, uniformly greyish pubescent; scutellum subtransverse; elytra punctured as in *S. marcida*, the apex emarginate towards the suture, an obliquely curved narrow line, composed of a more densely placed pubescence, extending from the shoulder to the middle, then gradually dying out posteriorly; body beneath, legs and antennæ, reddish-luteous, all covered with a sparse greyish pile.

Length  $3\frac{1}{2}$  lines.

*Sybra umbratica.*

*S. fusca*, tenuiter griseo-pubescent; prothorace elytris que lateribus subobsolete oblongo-griseo-notatis, illo vage punctato; antennis pedibusque concoloribus.

*Hab.*—Sarawak, Mysol, Ternate.

Brown, with a very spare greyish pubescence; head nearly impunctate, especially on the vertex; prothorax remotely punctured, and very obscurely striped with brown; scutellum small, subtransverse; elytra punctured as in *S. marcida*, but, owing to the thinness of the pubescence, the punctuation is more marked, and the pubescence itself has a stripy character; body beneath and legs dark brown, with a very scattered pubescence; antennæ uniformly brown, with greyish hairs.

Length  $3\frac{1}{2}$  lines.

The specimen from Ternate is rather more uniformly coloured, and the tips of the elytra are rather less produced.

*Sybra inanis.*

*S. fusca*, subtilissime griseo-pubescentis; prothorace vage punctato, lateribus magis pubescentibus; elytris maculis oblongis griseis dispersis, apicibus subrotundatis; antennis pedibusque concoloribus.

*Hab.*—Salwatty.

Very near *S. umbratica*, but the pubescence still scantier and more uniform on the prothorax, and gathered up on the elytra in small greyish spots, the apex of each elytron being also nearly rounded, owing to the obliteration of the angles which go to form its wedge-shaped termination in the cognate species; body beneath reddish-chesnut, with a very delicate pubescence; legs and antennæ concolorous.

Length  $3\frac{1}{2}$  lines.

*Sybra luteicornis.*

*S. angustior*, fuscescens, griseo-pubescentis; elytris post medium maculis duabus oblongis albis; antennis pedibusque luteis.

*Hab.*—Dorey.

Narrower than either of the preceding, but otherwise closely allied to *S. umbratica*, only more pubescent, the punctuation finer, with two oblong whitish, but very faint, spots on the elytra, and the antennæ and legs luteous.

Length 3 lines.

*Sybra herbacea.*

*S. infuscata*, fulvo-pubescentis et setulosa; elytris apice divergentibus; antennis pedibusque testaceis, tarsis infuscatis.

*Hab.*—Morty.

Brownish, with a loose fulvous pubescence mixed with small erect hairs; head dark brown, subnitid; prothorax reddish-brown in the centre, fulvous at the sides; scutellum subtriangular; elytra subseriate-punctate, the apex of each gradually rounded outward from the suture and terminating in a well-marked broad pointed angle, the disc dark reddish-brown, the sides, posterior portion, and part of the suture, bright fulvous; body beneath reddish-testaceous; legs and antennæ pale testaceous, the tarsi brownish.

Length  $2\frac{3}{4}$  lines.

*Sybra cretifera.*

*S. nigro-fusca*, subtilissime pubescens; prothorace basi utrinque guttis duabus niveis; elytris obscure griseato-maculatis, guttis niveis, præcipue posticis, dispersis.

*Hab.*—Sarawak.

Nearly black; the pubescence very scanty, yellowish; head black, with small yellowish patches of pubescence; prothorax semiglabrous, black, sparingly punctured, some of the interspaces with yellowish hairs, and at the base on each side two or three very dense patches of white hairs; scutellum transverse; elytra subseriate-punctate, with scattered yellowish hairs as on the prothorax, with smaller whitish spots, four or five, principally posteriorly; body beneath dark brown, nitid; legs black, indistinctly varied with greyish, especially on the tarsi; antennæ dark brown, the joints more or less greyish at the base.

Length 3 lines.

\* \* Prothorax suboblongus, lateribus vix rotundatis, postice rectis.

*Sybra triangularis.*

*S. fuscescens*, pube grisea interrupta; prothorace vage punctato; elytris postice obscure fusco- et albo-irroratis, circa scutellum macula magna triangulari fusca nitida albo-marginata.

*Hab.*—Batchian.

Brownish, with an interrupted greyish pubescence; head with loose greyish hairs; eyes rather large and prominent; prothorax somewhat sparingly punctured; scutellum narrow, rounded behind; elytra irregularly punctured, except in the centre, where there are about three tolerably well marked rows, the base with a large subglabrous glossy brown patch bordered with white, commencing at the shoulder on each side and forming an equilateral triangle, towards the apex several small pale greyish spots; body beneath and legs brown; antennæ brown, the joints more or less pale testaceous at the base.

Length 3 lines.

*Sybra petulans.*

*S. elongata*, fusca, omnino subtiliter griseato-pubescens; elytris apicibus subacuminatis; antennis pedibusque fulvo-testaceis.

*Hab.*—Gilolo.

Resembles *S. umbratica* but concolorous; the vertex strongly punctured; the eyes above much more approximate; the prothorax straight at the sides posteriorly; the apex of each elytron longer and more acuminate; body beneath reddish-chesnut, the sides more especially clothed with a greyish pile; antennæ pale fulvous-testaceous, the legs a little darker.

Length 4 lines.

*Sybra desueta.*

*S. lutea*, pube regulari griseata tota tecta; antennarum articulis apicibus infuscatis.

*Hab.*—Dorey.

Luteous, covered with an equal, somewhat coarsish, greyish pile; head strongly punctured, especially on the vertex; prothorax longer than broad, also strongly punctured; scutellum transverse; elytra subseriate-punctate from the base, the apex broadly cuneate; body beneath and legs luteous, with a regular thin greyish pile; antennæ pale luteous, finely pubescent.

Length  $3\frac{1}{4}$  lines.

*Sybra putida.*

*S. lutea*, griseo-pubescentibus; prothorace disco fulvo-brunneo, lateribus magis pubescentibus; elytris pedibusque omnino griseo-pubescentibus; antennis testaceis.

*Hab.*—Mysol.

Luteous, with a loose grey pubescence; head nearly impunctate on the vertex; prothorax scarcely so long as broad, the disc with a greyish median stripe on each side, less pubescent and darker; scutellum rather narrow; elytra irregularly punctured at the base, the punctures nearly disappearing at the middle and thence to the apex, which in each elytron is very nearly rounded; body beneath luteous; legs and antennæ pale luteous, with loose greyish hairs.

Length  $2\frac{1}{2}$  lines.

*Sybra graumica.*

*S. fusca*, subtiliter pubescens; prothorace æquato, lateribus magis pubescentibus; elytris substriato-punctatis, singulis lineis duabus albis basalibus, postice lineis vel maculis interruptis obsoletis.

*Hab.*—Mysol.

Dark brown, with a sparse pubescence; head with a few punctures between the eyes, but none on the vertex; prothorax nearly

equal in length and breadth, sparingly punctured, the pubescence denser than on the elytra, a brown U-shaped mark at the base; scutellum small, subtransverse; elytra subseriate-punctate, or at the sides and base partially striate-punctate, the pubescence raised in the intervals and more or less linear, especially two lines at the base of each; body beneath and legs brown, with a greyish pile; antennæ paler, with greyish hairs.

Length 3 lines.

*Sybra repudiosa.*

*S. fusca*, subtiliter pubescens; prothorace subtransverso, medio infuscato; elytris substriato-punctatis, griseo-sublineatis.

*Hab.*—Tondano.

Closely resembling *S. grammica*, but the prothorax shorter, the pubescence finer and more equally distributed, and the lines on the elytra less marked.

Length 3 lines.

*Sybra iconica.*

*S. fusca*, subtiliter pubescens; prothorace fere æquato, concolori; elytris modice punctatis, regione suturali, basi excepta, pallide brunnea; antennis pallide brunneis, articulorum apicibus infuscatis.

*Hab.*—Batchian, Saylee, Bouru.

Dark brown, thinly pubescent; head remotely punctured; prothorax nearly equal in length and breadth, sparsely punctured on the disc, but almost impunctate anteriorly (in the Saylee specimen there is a broad dark central stripe); elytra subseriate-punctate, the pubescence greyer, more condensed, and forming a broad oblong patch on each side the suture, extending from before the middle to the apex; body beneath and legs reddish-brown, the antennæ paler, with the tips of the joints more or less dark brown.

Length  $2\frac{1}{2}$  lines.

*Sybra internata.*

*S. fusca*, grisco-pubescens; prothorace majori, transverso, lateribus magis pubescentibus; elytris regione suturali, basi excepta, griseo-brunnea; antennis fuscescentibus, articulis basi pallidioribus.

*Hab.*—Bouru.



Dark brown, with a coarse greyish pubescence; head narrow, remotely punctured, eyes approximate on the vertex; prothorax subtransverse, broad at the base, rather narrower anteriorly; scutellum transverse; elytra, in fresh specimens, probably closely covered with a dense coarse greyish pile, partly concealing the punctures, but showing striated lines at the base—in the abraded portions, the punctures are seen to be large and deeply impressed in somewhat irregular rows, especially at the base; body beneath and legs dark brown, thinly pubescent; antennæ reddish-brown, the apices of the joints more or less dark brown.

Length  $2\frac{2}{3}$  lines.

*Sybra exigua.*

*S. lutea*, subtiliter pubescens; prothorace subtransverso, concolori; elytris magis leviter punctatis, regione suturali, basi excepta, pallidiori; antennis testaceis, articulorum apicibus infuscatis.

*Hab.*—Batchian.

Luteous, with a thin greyish pubescence; head brownish, rather narrow, with a few coarse punctures in front and on the vertex; prothorax nearly equal in length and breadth, strongly but remotely punctured; elytra seriate-punctate, a pale greyish patch of denser pubescence extending from before the middle to the apex on each side the suture; body beneath, legs and antennæ testaceous, the latter with the bases of the joints paler.

Length  $1\frac{2}{3}$  lines.

*Sybra egregia.*

*S. fusca*, pube grisea tenuissima omnino tecta; prothoracis longitudine latitudinem superante; elytris apice paulo productis; antennis fusco-testacæis.

*Hab.*—Bouru.

Dark brown, nitid, with a very thin greyish pubescence; head narrow, the lower lobes of the eyes more approximating in front, and having a quadrate appearance, the interval with coarse greyish hairs; prothorax rather longer than broad, irregularly punctured; scutellum subtriangular; elytra subseriate-punctate, the pubescence extremely thin generally, but a little thicker at the apex; body beneath and legs dark brown; antennæ paler.

Length 2 lines.

\* \* \* Prothorax basi multo latior.

*Sybra modesta.*

*S. fusca*, subtilissime pubescens; elytris basi seriatim modice punctatis, guttulis cinerascentibus fere obsoletis adpersis; antennis fuscis.

*Hab.*—Saylee.

Dark brown, with an extremely delicate greyish pile; head with strong punctures in front and between the eyes, none on the vertex; prothorax rather longer than broad; scutellum subtransverse; elytra subseriate-punctate, with several small blueish-white spots scattered over them, the apex of each obliquely truncate or broadly cuneate; body beneath and legs dark brown, nitid, the abdomen reddish; antennæ slender, dark brown, the basal half of the terminal joints paler. A variety (apparently), from Bouru, has a shorter prothorax.

Length  $4\frac{1}{2}$  lines.

*Sybra patrua.*

*S. fusca*, subtilissime pubescens; elytris basi irregulariter punctatis, punctis majoribus, guttulis albis adpersis; antennis testaceis.

*Hab.*—Amboyna.

Broader than *S. modesta*, the punctures at the base of the elytra larger and towards the scutellum irregularly scattered, the spots fewer and more distinct; the antennæ testaceous, with a thin greyish pile. It may be only a local variety.

Length 5 lines.

*Sybra primaria.*

*S. fuscescens*; capite et prothorace pube pallide griseo-ferruginea tectis et vage punctatis; scutello postice recto; elytris griseo-pubescentibus, lineis griseis notatis.

*Hab.*—Bouru, Ceram.

Brownish; the head and prothorax with a close pale greyish-ferruginous pile, and very small remote punctures; in the Ceram specimen (species?) the head is more strongly punctured; scutellum transverse, the posterior border nearly straight; elytra subseriate-punctate, with greyish lines in the intervals of the rows (in the Bouru specimen alternating with pale ferruginous lines); body beneath and legs brown, nitid, delicately pubescent; antennæ pale brown, greyer and more pubescent towards the tip.

Length 6 lines.

*Sybra violata.*

*S. fuscescens*; capite prothoraceque pube pallide griseo-ferruginea tectis et magis punctatis; scutello postice rotundato; elytris griseato sparse pubescentibus, maculis oblongis griseis.

*Hab.*—Waigiou.

Closely resembling *S. primaria*, but the facets of the eyes very decidedly larger, the head comparatively coarsely punctured; the prothorax with the punctures much more closely together; and the scutellum rounded posteriorly and less transverse.

Length  $5\frac{1}{4}$  lines.

*Sybra arator.*

*S. fuscus*, pube pallide griseo-ferruginea; elytris medio subtiliter pubescentibus, postice pallide griseo-ferrugineis, apicem versus macula obliqua fusca.

*Hab.*—Singapore.

Possibly only a variety of *S. incana*, but it is decidedly a narrower form, judging from a single specimen, and the colour, instead of being uniformly either ashy-grey or brown according to the individual, is a greyish-ochre on the prothorax and posterior third of the elytra; the antennæ are also distinctly annulated with pale greyish at the base of the joints.

Length 5 lines.

*Sybra incana.*

*Ropica incana*, Pascoe, Trans. Ent. Soc. ser. 2, v. 50.

*S. fusca*, pube canescenti vel griseo-brunnea omnino regulariter tecta; elytris apicem versus macula semilunari fusca, ad suturam interrupta, ornatis.

*Hab.*—Aru, Waigiou, Saylee, Sula.

Dark brown, with an equal ashy pubescence; head with coarse hairs in front; prothorax minutely punctured, the punctures nearly concealed by the pubescence; scutellum rounded behind; elytra finely seriate-punctate, a slightly curved brown patch near the apex, scarcely attaining the suture; body beneath and legs brown, nitid, with a fine greyish pile; tibiæ and tarsi with a paler derm; antennæ reddish-brown, with a thin greyish pile. The specimens from Waigiou and Saylee pale greyish-brown, nearly without the apical patch, and the scutellum very decidedly narrower.

Length 4—5 lines.

*Sybra invia.*

*S. infuscata*, griseo-pubescentis et setulosa; elytris fortiter et conferte seriatim punctatis, interstitiis griseo-pubescentibus, quasi lineatis; antennis testaceis.

*Hab.*—Batchian.

Brownish, nitid, the pubescence coarse yellowish-grey, mixed with erect setulose hairs; head and prothorax strongly punctured; scutellum transverse, glabrous; elytra coarsely subseriate-punctate, the pubescence having thereby a lineated appearance; body beneath pitchy, with a decumbent greyish pile; legs and antennæ covered with nearly erect delicate greyish hairs, the former brownish, the latter luteous, with the scape dilated in the middle.

Length  $3\frac{3}{4}$  lines.

*Sybra destituta.*

*S. fusca*, subtiliter griseo-pubescentis; vertice fortiter punctato; elytris basi prothorace paulo latioribus; antennis pedibusque dilutioribus, illis articulorum apicibus infuscatis.

*Hab.*—Dorey.

Resembles *S. invia*, but the punctuation finer, except on the head, and less crowded on the prothorax; the pubescence much more delicate and regular, without any admixture of erect hairs, and showing no traces of a lineated arrangement on the elytra; the scape is longer and less ventricose.

Length  $4\frac{1}{3}$  lines.

*Sybra porcellus.*

*S. fusco-brunnea*, griseo-pubescentis; vertice fere impunctato; elytris basi prothorace multo latioribus; antennis testaceis, articulis apicem versus infuscatis.

*Hab.*—Ceram.

Reddish-brown, with a short, equal, greyish pubescence; head strongly punctured in front, the vertex impunctate; prothorax strongly but rather distantly punctured; scutellum with parallel sides, transverse, rounded behind; elytra much broader than the prothorax at the base, finely subseriate-punctate; body beneath and legs reddish-brown, the antennæ more luteous, all covered with a delicate greyish pile.

Length  $4\frac{1}{4}$  lines.

*Sybra strigina.*

*S. fusca*, pube grisea tecta; elytris basi latioribus, singulis guttis tribus medianis, apice intus recto-curvatis.

*Hab.*—Bouru.

Dark brown, nitid, with a very short equal yellowish-grey pubescence; head rather closely punctured in front; prothorax also closely punctured, with a broad transverse impression near the posterior border; scutellum transversely scutiform, covered with yellow or almost golden hairs; elytra subseriate-punctate, the rows more remote at the base, a few small white very distinct spots on each; body beneath and legs brown, nitid, the abdomen, tibiæ and tarsi with a reddish hue, the antennæ dark luteous, all with a short close greyish pile.

Length  $4\frac{1}{2}$  lines.

*Sybra nubila.*

*S. fusca*, pube fulvo-griseata tecta; prothorace punctis pube fere obtectis; elytris subangustatis, basi medio apiceque fusco-nebulosis.

*Hab.*—Aru.

Dark brown, with a coarse interrupted yellowish-grey pile; head with a few coarse punctures in front and between the eyes, none on the vertex; prothorax with the punctures partially concealed by the long yellowish hairs; scutellum small, subtransverse; elytra rather narrow, finely subseriate-punctate, the pubescence interrupted by transverse glabrous patches, especially one at the base; body beneath and legs dark brown, nitid, with a thin greyish pile; antennæ luteous, also covered with a greyish pile.

Length 4 lines.

*Sybra palliata.*

*S. fusco-brunnea*; prothorace griseo-pubescenti, æqualiter punctato; elytris subangustatis, humeris apiceque griseo-pubescentibus, medio fuliginosis et griseo-tessellatis.

*Hab.*—Sarawak.

Dark reddish-brown, with a short unequal pubescence; head with a yellowish-grey pile, the eyes black and nearly meeting on the vertex; prothorax strongly and equally punctured, the pubescence yellowish-grey; scutellum very short, transverse; elytra rather narrow, substriate-punctate, the shoulders and apex

covered with a yellowish-grey pubescence, in the middle of the latter a brownish patch, rest of the elytra, from the scutellum to the sides, smoky brown with the pubescence more scanty, and obscurely tessellated with grey; body beneath brown, with a yellowish silky pile; legs dark luteous, the intermediate tibiæ curved, tarsi paler; antennæ reddish-luteous, very minutely pubescent.

Length 2 lines.

*Sybra ustulata.*

*S. fusca*, tenuiter griseo-pubescentibus; prothorace vage punctato, unicolori; elytris postice magis pubescentibus, apicibus breviter cuneatis; antennis pedibusque fuscis, illis apicibus articulorum subinfuscatis.

*Hab.*—Gilolo.

Dark brown, with a short sparse greyish pile; head with loose greyish hairs in front nearly concealing the punctures; prothorax nearly equal in length and breadth, sparingly punctured; scutellum subscutiform; elytra subseriate-punctate, the rows approximate, the punctures shallow but very large at the base, with slight intervals between them; body beneath and legs dark chestnut-brown, antennæ paler, inclining to reddish-brown, all very thinly pubescent.

Length  $1\frac{2}{3}$  lines.

*Sybra erratica.*

*S. fusco-brunnea*, pube interrupta ochraceo-grisea tecta; prothorace fere quadrato, lateribus medio leviter producto; elytris albo-plagiatis maculisque subglabris vage irroratis, apicibus subrotundatis.

*Hab.*—Menado.

Reddish-brown, subnitid, with an interrupted yellowish-grey pubescence; head with yellowish hairs varied with glabrous patches; prothorax nearly quadrate, slightly produced in the middle on each side, the disk strongly punctured; scutellum transverse; elytra subseriate-punctate, the rows distant and not impressed, covered with a short sparse pile, interrupted, especially along the suture, with glabrous or semiglabrous patches, and having also a few indistinct whitish spots; body beneath dark brown; legs and antennæ reddish-brown, the latter with the terminal joints pale greyish at the base.

Length 3 lines.

## § 2. Elytra apicibus anguste cuneatis.

*Sybra collaris.*

*S. fusca*, interrupte pubescens; prothorace antice griseato, postice fusco; elytris, basi excepta, lineis griseis obliquis, apicibus acute angulatis.

*Hab.*—Tondano.

Dark brown, with an interrupted pubescence; head rather narrow, covered with coarse yellowish-grey hairs, the eyes closely approximate above; prothorax oblong, sparingly punctured, the anterior half covered with a close yellowish-grey pile, posteriorly brown, less pubescent, with faint traces of stripes from the anterior portion; scutellum broadly triangular; elytra subseriate-punctate, with a yellowish pubescence in the middle, passing into well-marked lines at the base and posteriorly, the apex of each elytron narrowing into an acute angle, the sutural side being slightly incurved; body beneath, legs and antennæ dark brown, the abdomen paler, all clothed with a fine sparse greyish pile.

Length  $4\frac{1}{2}$  lines.

*Sybra lineata.*

*S. fusca*; prothorace obscure griseo-vario; elytris griseo-lineatis, apicibus abrupte acutis.

*Hab.*—Dorey, Batchian.

Dark brown, with a coarse greyish pubescence; head strongly punctured; prothorax nearly quadrate, sparingly punctured, with obscure longitudinal patches of brown; scutellum transverse, rounded at the sides, with a short terminal point; elytra subseriate-punctate, the pubescence thicker in the intervals of the rows and forming well-marked greyish lines throughout, interrupted, however, occasionally by indefinite brownish spots, the apex of each elytron suddenly produced into a short acute angle; body beneath and legs brown; antennæ luteous, all covered with a close regular greyish pile.

Length 5 lines.

*Sybra mucronata.*

*S. omnino nigro-fusca*, tenuiter griseo-pubescens; prothorace subtransverso, basi multo latiori; elytrorum apicibus singulis mucrone obtuso terminatis.

*Hab.*—Gilolo.

Entirely blackish-brown, with a very short sparse greyish pubescence; head sparingly punctured; prothorax subtransverse,



much broader and not contracted at the base, strongly and rather closely punctured; scutellum subtransverse, broadly rounded behind; elytra almost wholly seriate-punctate, the rows at the base oblique and gradually longer from the suture outwards, the apex of each elytron terminating in a strongly-marked somewhat cylindrical obtuse process or mucro; body beneath and legs very dark brown, finely pubescent; antennæ paler, with a reddish tint.

Length 5 lines.

*Sybra pulverea.*

*S. fusca*, tenuiter pubescens; prothoracè fere subquadrato; elytris subelongatis, basi et sutura subferrugineis vel rufescentibus, postice guttis albis distinctis numerosis ornatis, apicibus acute angulatis.

*Hab.*—Dorey, Mysol.

Dark brown, with a thin greyish ferruginous pubescence (in one of the Mysol specimens pale reddish); head strongly and rather closely punctured; prothorax subquadrato, narrower and oblong in the male, irregularly punctured, the punctures at the sides more remote; scutellum subtransverse, broadly rounded behind; elytra subelongate, finely seriate-punctate, the base and suture greyish-ferruginous, the posterior half speckled with numerous white spots (very distinct in the Dorey but much less so in the Mysol examples), the apex of each elytron ending in a large acute angle; body beneath and legs brown, thinly pubescent; antennæ paler or rufescent, the bases of the joints from the fifth to the tenth more or less covered with a greyish pubescence.

Length  $4\frac{1}{2}$ —5 lines.

*Sybra irrorata.*

*S. infuscata*, tenue ochraceo-griseo-pubescentis; prothorace subtransverso, antice multo angustiori; elytris sub-latis, guttis albis sparse irroratis, apicibus abrupte acutis.

*Hab.*—Tondano.

Broader than *S. pulverea*, brownish, with a thin ochreous-grey pubescence; head sparingly punctured; prothorax subtransverse, much narrower anteriorly, the sides strongly rounded, the punctures small and moderately approximate; scutellum broadly subtriangular, with the sides rounded; elytra with a short thin pubescence, but closer and more decidedly grey in the middle, a few small whitish spots formed by a still denser pubescence, the apex of each elytron produced into a short acute angle; body

beneath and legs brown, nitid, with a very short close ashy- or leaden-grey pubescence; antennæ luteous-brown, clothed with a greyish pubescence.

Length 4 lines.

*Sybra discreta.*

S. elongata, nigro-fusca, sparse griseo-pubescentibus; elytris fere glabris, vitta obliqua humerali et plaga postica triangulari tenue griseo-pubescentibus; pedibus infuscatis, tibiis basi tarsisque rufescentibus.

*Hab.*—Saylee.

Elongate, blackish-brown, with a sparse greyish pubescence; head with a few coarse greyish hairs in front; prothorax nearly subquadrate, a little irregular at the side, somewhat closely punctured; scutellum rather narrow, rounded at the sides and posteriorly; elytra subseriate-punctate, the punctures at the base coarser and more approximate, the intervals raised and forming small granulations, an oblique patch or stripe at the shoulders, and another posteriorly, composed of a coarse greyish pile, the apex of each elytron slightly divaricate and ending in a strongly marked acute angle; body beneath and legs brownish, with a short greyish pile, the tibiæ at the base, tarsi and antennæ reddish.

Length 5 lines.

*Sybra devota.*

S. fusca, dense griseo-pubescentibus; prothorace fere æquato, disco vittis duabus fuscis; elytris macula basali alteraque obliqua posteriori et maculis minoribus intermediis fuscis; antennis pedibusque griseis, fusco-variis.

*Hab.*—Batchian.

Dark brown, closely pubescent; head strongly punctured, but behind the eyes impunctate; prothorax nearly equal in length and breadth, the sides rather irregularly rounded, and more contracted posteriorly, the disk with two black nearly approximate stripes; scutellum transverse; elytra subseriate-punctate, the intervals also with a few punctures, more or less decidedly marked with black patches, especially on each side the scutellum, as well as an oblique one posteriorly, almost meeting at the suture to form a V-shaped figure, anterior to the latter, (but not always present), a large whitish patch; body beneath dark testaceous, with a thin greyish pile; legs very pale greenish, with dark blotches; antennæ pale reddish, darker at the tips of the terminal joints.

Length  $3\frac{1}{2}$  lines.

*Sybra purpurascens.*

*S. purpureo-fusca*, inæqualiter pubescens; elytris minus depressis, postice maculis albis adpersis, præsertim una majore post medium; antennis tarsisque rufo-brunneis.

*Hab.*—Batchian.

Dark brown, with a purplish tinge, and a very unequal pubescence; head principally punctured between the eyes; prothorax oblong, well rounded at the sides, decidedly narrower anteriorly, somewhat closely punctured, mottled with dark brown and ashy; scutellum subtransverse; elytra less depressed posteriorly, the punctures irregular with scarcely any trace of rows, a large pure white rounded spot behind the middle, followed by less decided spots or patches on a darker ground, the anterior portion, like the prothorax, mottled with ashy and brown; body beneath and femora dark chesnut, with a greyish pile; tibiæ and tarsi paler or reddish-brown, varied with greyish and more or less clothed with longish hairs; antennæ also reddish-brown, but paler, the bases of the terminal joints greyish.

Length 4 lines.

*Sybra rufula.*

*S. rufo-brunnea*, tenuiter pubescens; elytris angustatis, postice brunneis, griseo-marginatis, mediò et regione suturali pube griseo-maculatis.

*Hab.*—Aru.

Reddish-brown, thinly pubescent; head mottled with a grey pubescence, and rather sparsely punctured; prothorax very nearly quadrate, closely punctured, with a very short reddish pubescence; scutellum transverse, the sides nearly parallel; elytra narrow, subseriate-punctate, the punctures, except at the base, very small, the suture and middle with well-defined greyish spots, on the former alternating with dark reddish-brown, but in the middle more or less connected, posteriorly a clear dark reddish-brown patch, including the apex, and meeting at the suture, bordered at the sides and anteriorly with grey, and expanding at each anterior outer angle into a large well-marked darker spot; body beneath covered with a dense pale yellowish pile; legs and antennæ reddish-brown.

Length  $2\frac{1}{2}$  lines.

*Sybra consputa.*

*S. rufo-infusca*, griseo-pubescens; prothorace utrinque macula una, elytris singulis maculis tribus albescentibus, ornatis.

*Hab.*—Morty.

Pale reddish-brown, nitid, with a mottled greyish pubescence; head covered with coarse greyish hairs; prothorax subtransverse, the front and rear margins of equal breadth, the punctures distinct and at regular, somewhat distant, intervals; scutellum well-rounded behind; elytra subseriate-punctate, much less marked in the middle, three small indistinct whitish spots on each, two in a line with a similar spot on each side of the prothorax, the third on the outer side of the anterior spot; body beneath and femora very dark brown; the tibiæ, tarsi and antennæ reddish-brown, all with a short greyish pile.

Length  $2\frac{2}{3}$  lines.

§ 3. *Elytra apicibus rotundatis.*

*Sybra odiosa.*

*S. infuscata*, pube sparsa grisea interrupta; prothorace quadrato, antice angustiori; elytris substriato-punctatis, griseo-variis; antennis pedibusque rufo-fuscis.

*Hab.*—Sarawak.

Dark brown, paler on the elytra, with a sparse interrupted pubescence; head clothed with coarser hairs; prothorax quadrate, narrower at the apex, rounded at the sides, with coarse distant punctures; scutellum transverse; elytra narrow, substriate-punctate, the middle mottled with brown (abraded?); body beneath pitchy brown; legs and antennæ dark reddish-brown, with a sparse pile.

Length  $1\frac{2}{3}$  lines.

*Sybra furtiva.*

*S. rufo-brunnea*, tenuissime griseo-pubescentis; prothorace transverso, basi apiceque æqualibus; antennis pedibusque rufescentibus.

*Hab.*—Batchian.

Reddish-brown, with a very thin pubescence; head and prothorax rather finely punctured, the latter transverse, the front and rear about equal in breadth; scutellum transverse; elytra narrow, substriate-punctate; body beneath dark reddish-brown; legs and antennæ pale reddish, with a short thin greyish pile.

Length  $1\frac{2}{3}$  lines.

The following species has longer tibiæ, and at the same time shorter tarsi, than any other in this genus, but it has otherwise no difference in habit.

*Sybra refecta.*

S. fuscescens, pube grisea tecta; prothorace robusto, transverso, antice postice æquali; scutello subtransverso, postice rotundato; elytris sparse fusco-maculatis, ante medium gutta alba instructis, apicibus oblique truncatis; antennis pedibusque testaceis, griseo-pubescentibus.

*Hab.*—Dorey.

Reddish-brown, with a tolerably equal greyish pile; head coarsely pubescent; eyes larger than usual, and more approximate on the vertex; prothorax robust, transverse, nearly equal in breadth in front and rear; scutellum subtransverse, rounded behind; elytra very distinctly striate-punctate, except at the base, sparingly spotted with brown, before the middle a small but well-marked white spot, the apex of each elytron obliquely truncate; body beneath and legs testaceous, with a regular greyish pile; antennæ testaceous, with a nearly uniform greyish pile.

Length  $3\frac{1}{2}$  lines.

## MYNONOMA.

Characteres ut in *Sybra*, sed *pedes*, præsertim postici, multo longiores, et *tarsi* tibiis breviores.

A few of the species of *Sybra* have their tibiæ slightly longer than their tarsi, but then the legs are all equal or nearly equal in length; but in this genus there is a marked departure from that type, and indeed from the sub-family, the intermediate and particularly the posterior pair being very decidedly longer. The coloration and sculpture are, however, the same as in *Sybra*. The only representative at present of the genus has a certain resemblance to *Eunidia nebulosa*, Er., which has suggested the name.

*Mynonoma eunidioides.* (Pl. X. fig. 1.)

M. tenuiter griseo-pubescent; plaga laterali magna subtriangulari fusca medio elytrorum sita.

*Hab.*—Batchian, Tondano.

Dark brown, with a delicate greyish pubescence; head coarsely pubescent in front; eyes almost contiguous on the vertex; antennary tubers strongly developed; prothorax nearly equal in length and breadth, clouded with brown on the disk; scutellum broadly transverse; elytra seriate-punctate, the punctures irregularly distributed at the base, a large subtriangular patch of dark brown at the middle, more or less spotted on the suture and base,

or the spots nearly obsolete, the apex of each elytron truncate, the external angle drawn out into a rather long mucro; body beneath and legs brownish-testaceous, somewhat nitid, with a thin greyish pubescence, the femora clouded with brown, the tips of the tibiæ dark brown; antennæ longer than the body, greyish, slightly ringed with brown at the apices of the joints.

Length 4 lines.

#### PITHODIA.

*Caput* antice subquadratum, tuberibus antenniferis validis, divergentibus, basi vix approximatis. *Oculi* prominuli, modice emarginati, supra subapproximati. *Antennæ* corpore longiores, setaceæ, subglabræ, fimbriatæ; scapo oblongo-pyriformi; articulis tertio et quarto multo longioribus; cæteris gradatim brevioribus. *Prothorax* capite latior, fere quadratus. *Elytra* oblongo-ovata, subdepressa, apicibus apiculatis. *Pedes* breviusculi, postici longiores; *mesotibiæ* fortiter emarginatæ; *tarsi* angustati, tibiis breviores. *Pro-* et *mesosterna* declivia.

A very distinct genus, allied in some of its characters to *Sybra*, but differing in habit, with longer legs and antennæ, and presenting another system of coloration, resembling in fact some species of *Tmesisterninæ*. It might be, perhaps, referrible to the *Saperdinæ* but for its strongly emarginate mesotibiæ.

#### *Pithodia tessellata.* (Pl. X. fig. 4.)

*P. brunnea*, maculis plurimis griseo-pubescentibus, interspatiis glabris.

*Hab.*—Macassar.

Reddish-brown, slightly nitid, varied with pubescent patches of grey, the intervals glabrous; head with a loose uniform ashy-grey pile; prothorax impunctate, the sides and a median stripe pubescent, grey; scutellum transverse; elytra strongly punctured at the base, the punctures becoming gradually smaller and ceasing at the middle, several large well-marked patches of closely-set pale-grey pubescence, arranged in four longitudinal rows on each elytron, the intervals glabrous and very minutely corrugated, the apices divaricate and terminating in a short stout mucro; body beneath with a thin greyish pile; legs pale testaceous-brown, thinly pubescent; antennæ brown, somewhat nitid, paler at the base, very slightly pubescent.

Length 4 lines.

BITYLE.

*Caput* antice quadratum, tuberibus antenniferis validis, basi approximatis. *Oculi* mediocres, modice emarginati. *Antennæ* corpore longiores, pubescentes, subfimbriatæ; scapo cylindrico; articulo tertio scapo fere æquali; quarto longiore; sequentibus multo brevioribus et gradatim decrescentibus. *Prothorax* capite paulo latior, subquadratus. *Elytra* angusta, apicibus angulatis, humeris haud prominulis, rotundatis. *Pedes* mediocres, postici paulo longiores; *mesotibiæ* fortiter emarginatæ; *tarsi* breves, trigonati. *Pro-* et *mesosterna* declivia.

Though very distinct, this genus, like the last, is without any salient characters; but without being very obviously allied, its place, in the collection, appears to be after *Pithodia*.

*Bityle bicolor.* (Pl. X. fig. 5.)

*B. atra*, cinereo-pubescent; elytris fasciis tribus glabris atris.

*Hab.*—Menado.

Deep black, covered with an ashy pubescence, except three black bands on the elytra, and a median stripe on the prothorax; head with a few punctures on the vertex; prothorax sparsely punctured, gradually narrower towards the base, the sides nearly straight; scutellum triangular; elytra seriate-punctate, the base ashy, followed by a black band, then ashy with two or three black spots, at the middle another black band, and a third band towards the apex; body beneath pubescent, ashy, the middle of the abdomen glabrous; legs and antennæ covered with an ashy pile.

Length 4 lines.

---

*Note.*—M. J. Thomson has a genus *Sydonia* in his *Systema Cerambycidarum*, p. 45, which appears to be allied to *Zorilispe* (*ante*, p. 156), but the characters "prothorax later. sinuatus" and the elytra "postice dehiscentia" are not applicable to it. The species is thus described—

"Type: *Sydonia apomecynoides*, Thomson.

"Long. 10 mill. Lat. 3 mill.

"*Brunnea*, lanugine flava vestita; antennæ subpilosæ; elytra maculis aliquibus nigris irregularibus suturalibus post medium sitis ornata. Singapore."



## DORCADIONINÆ.

Only two species of this sub-family occur in the Wallacean Collection, both having a very close resemblance to the European genus *Parmena*. No doubt many more forms remain to be discovered, as the Asiatic and Australian members of this group are amongst the rarest of insects known, and whilst new species occasionally occur, it is rare indeed to see a second example of an older one. They are probably for the most part nocturnal insects like *Parmena*, lurking by day under stones or fallen trees, or in hollow stems of plants, rarely straying far from their hiding-places, in which their race, in some cases,\* have probably existed from the time before the earth received its present form.

One of the peculiarities of this sub-family is the power which many species possess of making a creaking sound when seized or disturbed. This sound is produced by the movement of the prothorax on the mesothorax, which, at that part, appears to be perfectly smooth, but under the microscope is seen to be transversely striated. It seems to me that these sounds are naturally caused by the attempts of the insect to escape, and that it is not a power given as a means of protection to frighten its enemies.

The rounded or obsolete shoulders, always connected with the absence of wings, or at most the presence of very rudimentary ones, is the principal feature of this sub-family, which otherwise varies considerably. The typical form appears to be the genus *Phantasis* of M. J. Thomson, leading away on one side to *Microtragus*, *Athemistus*, *Dorcadion*, *Parmena*, &c., and on the other to *Blax* and *Xylotoles* through *Deucalion*, *Dorcadida*, *Brimus*, and *Phrissoma*. *Hoplonotus*, *Auxa*, *Aconodes*, and a few others, must stand for the present as more or less isolated forms. The

\* Mr. Wollaston (*Insecta Maderensia*, pp. 430 et seq), in an interesting account of the discovery and habits of *Deucalion desertarum*, says, "When we consider indeed the apterous nature of *Deucalion*, its subconnate elytra, and its attachment (at any rate in the larva state) to the interior of the stems of particular local plants, or its retiring propensities within the crevices of rocks, we are at once struck with the conviction that, during the enormous interval of time which has elapsed since the mighty convulsions which rent asunder these regions terminated, it has probably never removed many yards from the weather-beaten ledges which it now inhabits." Another species, which Mr. Wollaston has referred to the same genus (*D. oceanicus*), was found on one of the Salvages, a mere cone of rock in the midst of the ocean, and must have existed there before the Atlantic islands became detached from the great continental land, of which they once formed part.

affinities of the *Dorcadioninæ* appear to be chiefly between the *Apomecyninæ* and the *Lamiinæ*: the genus *Blax* showing a tendency towards the *Tmesisterninæ*. Several species betray a striking resemblance to genera of the *Curculionidæ* inhabiting the same countries with themselves.

The geographical distribution of the *Dorcadioninæ* is somewhat peculiar, inasmuch as only one species (*Taurorcus chabrillicii*, Thoms.) has as yet been found in South America, except Chili, where *Hoplonotus* and *Microcleptes* appear to be common. Mexico and Texas have *Moncilema* and *Echthistatus*, and California has *Ipochnus*. In Europe we have only two genera, *Dorcadion* and *Parmena*. Africa has some very remarkable forms, as, for example, *Oriæthus*, *Opsies*, *Stenoparmena*, *Auxa*, &c. (the last from Madagascar). From Asia we may expect many novelties; at present we may mention *Dorcadida*, *Morimopsis*, *Plectrura* and *Aconodes*.\* Others in collections are not yet described.

There appear to be only two Australian genera—*Microtragus* and *Athemistus*,† but there is reason to believe that they are both numerous in species. New Zealand, so excessively poor in its specific forms of animal life, is comparatively well represented. Here, and peculiar to those islands, are *Cerægidion*, *Hexatricha*, *Xylotoles*, and *Somatidia*, all isolated forms so far as New Zealand is concerned, although the last is closely allied to the European *Parmena*. Islands, and probably also mountain masses of low elevation, appear to be particularly favourable to the existence of members of this group. Thus from Madeira and the Desertas we have *Deucalion*, from the Canaries *Lepromoris*‡; Lord Howe's Island gives us *Blax*, and New Caledonia *Tricondylodes*.

The species collected by Mr. Wallace form two

*Genera.*

Prothorax toothed on each side anteriorly . *Dasyerrus*, n. g.  
 Prothorax unarmed . . . . . *Bybe*, n. g.

\* This genus is only known from one example (now in the British Museum). It was found in the Himalayas, near Darjeeling, I believe. There is another form from the Neilgherries. The hill-districts of India have doubtless many more.

† I believe, however, that my genus *Mesolita* will be eventually referred to this sub-family.

‡ *Lepromoris*, Pascoe, Journ. of Entom. ii. 278=*Leprosoma*, Thomson, (*non* Baerensprung)=" *Brullea*, Bld." (*sec.* Chevrolat), "*Brullaria*" in the collection of the Jardin des Plantes, according to Mr. Wollaston. Neither of these two latter names has been published so far as I can ascertain.

## DASYERRUS.

*Caput* antice latum, tuberibus antenniferis validis, distantibus. *Oculi* parvi, profunde emarginati. *Antennæ* corpore breviores; scapo breviusculo, subcylindrico; articulo tertio longiore; cæteris sensim brevioribus. *Prothorax* subquadratus, lateribus antice dentatus. *Elytra* ovata. *Pedes* robusti; *femora* medio incrassata; *tibiæ* intermediæ integræ; *tarsi* æquales. *Pro-* et *meso-sterna* elevata.

The type of this genus is very much like a large unicolorous specimen of *Parmena Solieri*. The genus is, however, sufficiently distinct from *Parmena*\* on account of its prothorax, sterna and intermediate tibiæ. The anterior acetabula are broadly angulated externally.

*Dasyerrus pilosus.* (Pl. X. fig. 8.)

*D. fuscus*, dense griseo-pubescent, pilis numerosis elongatis dispersis.

*Hab.*—Flores, Timor.

Dark brown, covered with a dense greyish pile, slightly mottled with fulvous, and having numerous slender hairs scattered over the upper surface, legs, and antennæ; head narrower than the prothorax, thinly punctured in front; prothorax coarsely punctured, nearly quadrate in the Flores specimen (♂), more transverse in the Timor one, which is apparently a female; scutellum semi-circular; elytra oblong, rather wider than the prothorax, coarsely punctured, slightly rounded at the sides, the shoulders nearly obsolete, the apex rounded; body beneath and legs dark brown, sparingly pubescent, the tarsi ashy; antennæ scarcely so long as the body in the male, much shorter in the female.

Length  $4\frac{1}{2}$  (♂)— $5\frac{1}{2}$  (♀) lines.

\* This genus is generally attributed to Latreille (Règ. An. v. 125). He, however, does little more than quote the name, which was a catalogue name of Megerle's, mentions no species, and so far attempts to suppress it, that he asserts that such very different species as "*tristis, lugubris, funesta*" (now forming the genus *Morimus*) "offer the same characters"!!! The first description is really due to Serville, in Ann. Soc. Ent. de France, iv. 98 (1835). The type *P. pilosa* (Dej.), Serv., had its name, I venture to think, most unnecessarily changed by M. Mulsant, because there is a *Pogonocherus* called "*pilosus*." It so happened, however, that two years before Serville published his description, Brullé had described another species under the same name. This, therefore, retains the name, while Serville's *pilosa* must be replaced by Mulsant's "*Solieri*."

BYBE.

Characteres ut in *Parmena*, sed *prothorax* subquadratus, lateribus muticis et leviter rotundatis, et *elytra* breviter ovata, medio valde convexa.

The prothorax in *Parmena*, although somewhat variable, always shows traces of the lateral tooth; the elytra, however, never rise beyond the line of the prothorax, and are always elongate-ovate. The curious little insect forming the type of *Bybe* is somewhat intermediate in appearance between *Parmena* and *Microcleptes*.

*Bybe parmenoides.* (Pl. X. fig. 7.)

*B. fusca*, vix pubescens, nigro-setosa; femoribus basi et tarsis rufo-castaneis.

*Hab.*—Sarawak.

Dark reddish-brown, almost without pubescence, but with scattered black setose hairs; head transverse in front, finely punctured; lip short, pale rufous; prothorax closely and coarsely punctured, scarcely broader than the head, the posterior border narrower than the anterior; scutellum extremely minute, acutely triangular; elytra about three-fifths the total length of the body, covered with very large approximate punctures, strongly rounded at the sides, broadest at about the middle, then tapering rapidly to the apex, which is rounded, the shoulders nearly obsolete; body beneath and legs chesnut-brown, with the bases of the femora and the tarsi reddish-chesnut; antennæ about as long as the body, the third and fourth joints of equal length and about twice as long as any of the following joints.

Length 2 lines.

The following genus is of somewhat doubtful affinity; I insert it provisionally at the end of the *Dorcadioninæ*:—

TRACHYSTOLA.

*Trachystola*, Pascoe, Journ. of Entom. i. 350.

*Caput* mediocre, subrotundatum, fronte convexum; tuberibus antenniferis validis, breviusculis, remotis. *Oculi* late emarginati, vertice subapproximati. *Labrum* breve. *Antennæ* corpore breviores, haud fimbriatæ; scapo elongato, apicem versus sensim incrassato, obsolete cicatricoso; articulo tertio longiore; cæteris gradatim decrescentibus. *Prothorax* subtransversus, apice angustior, utrinque medio spinosus. *Ely-*

*tra* oblonga, aspera, prothorace multo latiora, dorso subplanata, lateribus subparallela, basi in medio paulo producta vel lobata, humeris angulatis, apice rotundata. *Pedes* subgraciles, intermedii breviores; *acetabula* antica angulata; *femora* vix incrassata; *tarsi* subattenuati, articulo ultimo elongato. *Prosternum* haud elevatum. *Mesosternum* dentatum.

M. J. Thomson places this genus in his "groupe *Mesositæ*," between *Aderpas* and *Anamera*,\* (the latter, I conceive, belonging to the *Lamiinæ*); the habit, however, the peculiar sculpture of the elytra, and particularly the lobed base, together with the short dense squamosity, so characteristic of the *Dorcadioninæ*, seem to me rather to suggest the latter sub-family, notwithstanding its humeral angles, and the possession of wings. There is an undescribed genus in the British Museum from North China, which might, at first sight, be taken for a *Trachystola*, but which is also so suggestive of *Phantasis* (an African form of *Dorcadioninæ*), that Mr. White has placed it in immediate connexion with that genus. Admitting the difficulty of locating *Trachystola* for the present, I have little doubt its true place will be with the *Dorcadioninæ*. M. Thomson's species (*T. scabripennis*) is from Java, and may possibly be distinct, at least a specimen from the same country in the British Museum, if identical with M. Thomson's type, is sufficiently characteristic to be so considered.

*Trachystola granulosa.*

Pascoe, Journ. of Entom. i. 351.

*T. nigra*, pube vel squamositate fusco-ferruginea vel fusca induta; elytris seriato-granulatis, seriebus duabus regione scutellari abbreviatis.

*Hab.*—Sarawak, Penang.

Black, opaque, everywhere densely covered with a short brownish squamosity; head rounded in front and at the cheeks, and neither punctured nor sulcated; prothorax transversely grooved anteriorly, with five flattish tubercles on the disk, arranged 2, 1, and 2 (the middle one sometimes obsolete), stoutly spined at the side; scutellum transversely subcordate; each elytron with nine rows of black shining granules, the inner row remote from the suture, its granules oblong or linear, a few (6—8) granules on each side of the scutellum, arranged in two rows, the second row from the suture extending to half the length of the elytra, space between the suture and the inner row with two irregular lines of

\* Syst. Ceramb. p. 63.

impressed punctures; nearly all the granules with an impressed puncture behind.

Length 10—11 lines.

#### HYPSELOMINÆ.

The genus which gives its name to this sub-family is exclusively confined to South America, and was generally supposed to be synonymous with *Hypsoma*, Serv., until the difference was pointed out by Messrs. Thomson and Bates. *Hypselomus*, Perty, is, however, a somewhat aberrant genus, and it would therefore have perhaps been better to have called the group *Hypsiominæ*, were it not that M. Thomson has a "division" *Hypsiomitæ* limited exclusively to the South American species. Mr. Bates places these genera with *Oncideres*.

The principal character of this subfamily is the approximate and almost contiguous position of the antennæ at their base, a character which, except in *Hippopsinæ*, is only occasionally met with among the *Lamiidæ*. To this is generally added a long, stout, more or less cylindrical scape, a trigonate form of elytra, which are crested or otherwise raised at the base, legs of moderate length with thickened or clavate femora, and tarsi invariably of equal length or nearly so. Except in the South American genera, the mesosternum is almost without exception elevated and produced, or toothed. Among the Asiatic and Australian forms only four genera have the prothorax unarmed.

None of the species of this sub-family are found in Europe, and *Acridocephalus*, Chev., is the only African genus known to me that can be referred, and that not altogether definitely, to it. All the Asiatic\* and one Australian genus are represented in the collection, which contains nineteen genera† and thirty-seven species. Of the Australian genera, *Zygocera*, *Callipyrga*, *Demonassa*, and *Meton*, are among the most prominent; the last, alluded to above, has a species from Asia.

\* There is a form, however, from Northern India, described by M. Thomson (Arch. Ent. i. 294), under the name of *Monochamus subgenmatus*, which appears to me to belong to this sub-family, and to be very nearly allied to *Pharsalia*, and with difficulty distinguishable from it by any definite technical characters. The antennæ of the males are shorter and less setaceous, the scape stouter, and the femora narrower; the mesosternum is also prominently toothed anteriorly. In my collection it has long stood under the generic name of *Cycos*. (See Proc. Zool. Soc. 1866, p. 244.)

† Exclusive of *Lelida* (post, p. 257), which probably belongs to this sub-family, though its true position is at present doubtful.



## Genera.

Prothorax unarmed.

Mesosternum elevated.

3rd ant. joint bulbous at the apex . . . . *Iphiothe*, n. g.

3rd ant. joint simple.

Elytra lobed at the shoulders . . . . . *Achthophora*, Newm.Elytra not lobed . . . . . *Agnia*, Newm.Mesosternum declivous . . . . . *Euthyastus*, n. g.

Prothorax toothed or spined at the sides.

Scape rounded and entire at the apex.

Eyes coarsely granulated . . . . . *Psaumis*, n. g.

Eyes finely granulated.

Head quadrate anteriorly.

Prothoracic spine directed backwards . . . . . *Othelais*, n. g.Prothoracic spine short, straight *Otroea*, n. g.Head transverse anteriorly . . . . . *Nicippe*, Thoms.

Scape cicatricose at the apex.

Antennary tubers produced internally,  
or cornuted.Antennæ setaceous in both sexes . . *Pharsalia*, Thoms.Antennæ more or less nodose according  
to the sex . . . . . *Triammatus*, Chev.

Antennary tubers not cornuted.

Elytra produced at the shoulders.

Femora thickened in the middle . . *Peribasis*, Thoms.Femora narrow, or nearly linear . . *Otarionomus*, Thoms.

Elytra not produced at the shoulders.

Prothoracic spine more or less basal.

3rd antennal joint longer than  
the scape.Prothoracic spine nearly obsolete . . . . . *Xoes*, n. g.Prothoracic spine strongly developed . . . . . *Cereopsius*, Pasc.3rd antennal joint shorter than the  
scape . . . . . *Diallus*, n. g.

Prothoracic spine more or less median.

Mesosternum produced.

Eyes coarsely granulated . . . . *Amesisa*, n. g.

Eyes finely granulated.

Scape as long as the 3rd joint *Etymestia*, n. g.

Scape much shorter than the

3rd joint . . . . . *Combe*, Thoms.Mesosternum declivous . . . . . *Meton*, Pasc.



ACHTHOPHORA.

*Achthophora*, Newman, The Entom. i. 292.

*Stegenus*, Pascoe, Trans. Ent. Soc. ser. 2, iv. 104.

*Caput* antice supra angustius; tuberibus antenniferis validis, erectis, contiguis, apice intus productis. *Oculi* parvi, ore remoti. *Antennæ* corpore vix longiores, articulis (ultimo excepto) cylindricis, quatuor basalibus aliquando hirsutis; scapo mediocre; articulis tertio et quarto longioribus; cæteris brevioribus et gradatim decrescentibus, ultimo subulato, curvato. *Prothorax* cylindricus, utrinque dente minuto instructus, capite haud latior. *Elytra* subdepressa, apicem versus sensim angustiora, humeris supra producto-lobatis. *Pedes* breviusculi, intermedii minores; *tarsi* æquales. *Prosternum* elevatum. *Mesosternum* productum.

When I proposed *Stegenus* I stated that it differed from *Achthophora* chiefly in its antennæ, the first four joints being clothed with stiff hairs instead of only the apex of the fourth. In other respects it agrees so closely with *Achthophora*, that after a renewed comparison, I think it is desirable to unite them. *Achthophora alma* has the prothoracic spine tolerably well developed; it is smaller in *A. tristis*, the type, and least of all in *A. dactylon*, in which it is scarcely noticeable. Mr. Newman considers that *A. alma* may be only a variety of *A. tristis*, but the typical specimens, which are the only ones I am acquainted with, do not in my opinion justify such a conclusion. *A. dactylon*, which is apparently rare in Borneo, seems to be a common species in Penang. The other two are from Manilla. My original specimen was entirely of a dark brown, except the apex of each elytron, which had a peculiar finger-shaped patch of buff, but all those from Penang have numerous small very clear spots of yellow on the elytra, and some indications of paler or more greyish spots elsewhere, particularly on the prothorax.

*Achthophora dactylon.*

*Stegenus dactylon*, Pascoe, loc. cit. pl. xxii. fig. 6.

*A. fusca*, fere glabra; elytris maculis minutis pubescentibus dispersis; antennis articulis quatuor basalibus hirsutis, cæteris pallide ferrugineis, pube lutea tectis.

*Hab.*—Sarawak.

Dark brown, nearly glabrous, with yellowish pubescent spots;

head finely punctured, a pale luteous oblique stripe beneath the eye; prothorax minutely granulate, with three or four transverse but more or less marked sulcations; scutellum triangular; elytra coarsely punctured, with three raised lines, the intervals with two rows of brown punctures, spotted with yellowish, a large irregular patch at the apex; body beneath and legs dark chesnut-brown, shining, with patches of greyish pile; antennæ dark brown, the first four joints covered with numerous erect stiff dark-brown hairs, more appressed and curved on the scape, the remainder pale ferruginous, covered with a luteous pubescence.

Length  $7\frac{1}{2}$  lines.

PERIBASIS.

*Peribasis*, J. Thomson, Syst. Ceramb. p. 86.

*Caput* mediocre, supra angustius; tuberibus antenniferis validissimis, paulo divergentibus, basi contiguus. *Oculi* mediocres, ore distantes. *Antennæ* ( $\delta$ ) corpore plus duplo longiores, haud fimbriatæ; scapo gradatim incrassato, apice valde cicatricoso; articulo tertio multo longiore, 4<sup>to</sup> et 5<sup>to</sup> sensim brevioribus, cæteris (ultimo excepto) brevioribus et æqualibus; ultimo præcedente multo longiore; ( $\text{♀}$ ) corpore vix longiores, articulis a tertio gradatim brevioribus. *Prothorax* sub-transversus, ( $\delta$ ) apice paulo angustior, utrinque in medio fortiter spinosus. *Elytra* sub-trigonata, humeris producto-lobatis, apicibus rotundatis. *Pedes* mediocres, in utroque sexu sub-æquales; *tarsi* antichi in maribus paulo latiori. *Prosternum* sub-elevatum. *Mesosternum* productum.

A very natural genus, distinguished from *Pharsalia* by its antennæ, and their diverging tubers not produced internally, and from *Cercopsius* by the form of the prothorax, the lobed shoulders &c. *Monohammus larvatus*, White (Proc. Zool. Soc. 1858, p. 406) also belongs to this genus. *P. pubicollis* appears to be common at Penang.

*Peribasis aspersa.*

*Monohammus aspersus*, Pascoe, Trans. Ent. Soc. ser. 2, iv. 48.

*P. fusca*, vel rufo-fusca, glabra, prothorace vittis duabus, elytrisque maculis numerosis, pubescentibus, fulvis et læte croceis; antennis articulis 3<sup>o</sup>—6<sup>o</sup> basi pallidis, vel carneis.

*Hab.*—Singapore.

Dark chesnut-brown, with yellow pubescent spots and stripes, otherwise nearly glabrous; head remotely punctured, an oblique stripe in front of each eye, another beneath, and a third on the vertex at the base of each tuber; prothorax covered with minute granules and nearly glabrous, except a well-marked yellow stripe on each side; scutellum broadly triangular, with a yellow stripe in the middle; elytra irregularly punctured, covered with very distinct bright saffron-yellow spots; body beneath and legs reddish-brown, with a very thin greyish pubescence; lip, palpi, and tarsi reddish-ferruginous, shining; antennæ chesnut-brown, with the third to the sixth joints inclusive paler, or flesh-coloured, at the base.

Length 10 lines.

*Peribasis pubicollis.*

*P. nigra*, pube brevi grisea induta; elytris chalybeatis, maculis numerosis fulvis; antennis (♂) articulis quarto basi et quinto (apice excepto) cinereis, (♀) articulo quinto (aliquando etiam sexto) cinereo.

*Hab.*—Singapore, Sarawak.

Black, the elytra dark steel-blue spotted with fulvous, covered with a short scattered pubescence, more plentiful, however, on the prothorax; head finely punctured, an ochreous stripe before the eye and another behind it, the vertex with a single somewhat heart-shaped spot; prothorax minutely granulated, the pubescence coarse and irregular, of an ochreous-grey colour; scutellum sub-transverse, rounded behind; elytra irregularly punctured, shining; body beneath black, shining, with an interrupted fulvous pubescence; legs black, shining, with an ashy pubescence; antennæ black, the fourth joint in the males at the base, and the fifth entirely, except at the apex, ashy; in the female the fifth, and sometimes the sixth, are ashy.

Length 10 lines.

TRIAMMATUS.

*Triammatus*, Chevrolat, Rev. et Mag. de Zool. 1857, p. 105.

*Caput* antice supra angustius, vertice elongatum, fronte projectum; tuberibus antenniferis validis, brevibus, contiguis, intus productis (vel cornutis). *Oculi* mediocres, ore remoti. *Antennæ* (♂) elongatæ; scapo crasso, sub-cylindrico, apice valde cicatricoso; articulo tertio longiore, apice nodoso; quarto et

quinto brevioribus, illo ad apicem, hoc in medio, nodosis; cæteris cylindricis, quinto æqualibus vel paulo longioribus, sed ultimo præcedente longiore; (♀) corpori vix æquales, articulo quarto solo nodoso. *Prothorax* fere æquatus (♀ sub-transversus), basi bi-sinuatus, utrinque in medio spinosus. *Elytra* paulo depressa, lateribus apicem versus sensim angustioribus, postice rotundata, humeris normalibus. *Pedes* elongati, præsertim antici; *femora* robusta, fusiformia; *tibiæ* anticæ (♂) elongatæ, intus dente valido armatæ, (♀) modice elongatæ, muticæ; *tarsi* antici dilatati (♂). *Prosteronum* sub-elevatum. *Mesosternum* productum.

These characters are drawn up from the three species collected by Mr. Wallace. A nearly allied genus from Penang (*Omoeyrius*) differs in the oblong prothorax, the altered proportions of the joints of the antennæ, and the fourth and fifth being thickened throughout in both sexes, the third also in the female is nodose at the apex: in addition it has the shoulders produced as in *Otarionomus* and *Achthophora*. So far as the individuals I have seen can be relied on, the males of *T. Saundersii* and *T. tristis* are smaller than the females, but this is reversed in *T. Chevrolati*. All the species have numerous glossy-black granulations of varying size on the basal part of their elytra, as well as a broad white band on the cheeks, sides of the prothorax, and sterna. A female specimen from Batchian, which I cannot refer to any of the above, although it approaches *T. tristis*, has the scutellum equilaterally triangular, not broadly truncate, or broadly rounded, as in the other species.

*Triammatus Saundersii.*

Chevrolat, Rev. et Mag. de Zool. 1857, p. 106, pl. vi. fig. 3.

*T. cinereus*, pubescens; elytris nigro alboque maculatis, maculis plus minusve confluentibus; antennis (♂) cinereis, nodis articulisque sexto et sequentibus nigris; (♀) cinereis, articulo quarto (basi excepta) nigro.

*Hab.*—Sarawak.

Covered with a pale ashy pubescence, the elytra with small, more or less confluent, spots of black and white; head with a well marked mesial groove, scarcely punctured except on the vertex, a broad pure white line beginning in a small point at the base of the eye, and continued along the sides to the posterior margin of the metasternum; prothorax finely corrugated, the

lateral spine slender towards the apex; scutellum subtransverse, truncate posteriorly; elytra thinly punctured, the spots forming an intricate and variable pattern, the black showing a tendency to form larger patches, two pale lines on each side the scutellum, the inner the shorter; body beneath and legs ashy, the abdomen with a row of whitish spots on each side; antennæ of the male ashy at the base, the dilated portions and rest of the antennæ blackish; in the female the antennæ are entirely ashy, except the dilated portion of the fourth joint.

Length 13 (♂)—16 (♀) lines.

*Triammatus Chevrolati.*

Pascoe, Trans. Ent. Soc. ser. 2, iv. 47.

T. cinereo-griseus, pubescens; elytris nigro-maculatis, singulis plagis duabus lateralibus nigris, inter eas ad marginem externum albis; antennis (♂) nigrescentibus, (♀) læte griseis, nodo et articulorum a quinto apicibus nigris.

Hab.—Sarawak.

Covered with a thin ashy-greyish pubescence in the male, more ochraceous in the female, the elytra spotted with blackish or very dark brown; head nearly impunctate, with a narrow mesial groove, very deep between the tubers, lateral stripe beneath the eye, &c., as in the last, three obscure blackish stripes on the vertex; prothorax slightly corrugated, the spine slender from the base, on the female there are from three to five darkish stripes; scutellum broadly rounded behind; elytra apparently impunctate, except in the middle, the basal granulations frequently oblong and extending to beyond the middle, two large blackish patches on each elytron, between them, towards the outer margin, a white patch, posteriorly smaller spots or patches; body beneath and legs with an ashy pubescence; antennæ (♂) nearly entirely blackish, (♀) clear greyish-ochraceous, the thickened portion of the fourth joint, and the remainder at their tips, black.

Length 13 (♂)—10-11 (♀) lines.

*Triammatus tristis.*

Pascoe, Ann. & Mag. Nat. Hist. ser. 3, v. 121.

T. (♂) niger, subnitidus, subtiliter cinereo-pubescens; elytris singulis plagis duabus lateralibus nigris; antennis totis nigris; (♀) griseo-fuscus, elytris fusco-plagiatis et maculatis; an-

tennis infuscatis, basi griseis, articulis tertio et quarto apicibus nigris.

*Hab.*—Batchian.

Glossy black, covered with a short ashy pubescence, giving the upper surface a dull leaden hue, in the female greyish-brown, with a closer pubescence; head with scattered shallowly-impressed punctures, the mesial groove, except between the tubers, very narrow, lateral line beneath the eye, &c., as in the preceding; prothorax not corrugated, the lateral spine stout, anterior edge with a row of white hairs; scutellum broadly rounded behind; elytra rather finely punctured, with two black opaque patches on each; in the female the elytra are greyish-brown, with paler or whitish stripes in the middle, and two large blotches and several smaller ones on each; body beneath ashy, greyish in the female, on a reddish derm; legs and antennæ blackish, a thin ashy pubescence on the former; in the female the tarsi are darker, the antennæ greyish, darker towards the end, the apex of the third and thickening on the fourth joint black.

Length (♂) 12—(♀) 13 lines.

#### OTARIONOMUS.

*Hotarionomus*, J. Thomson, Arch. Entom. i. 78; *id.* Essai, &c. p. 103.

*Caput* infra oculos dilatatum, vertice elongatum, fronte haud projectum; tuberibus antenniferis validis, paulo divergentibus, intus haud cornutis. *Oculi* mediocres, ore remoti, modice emarginati. *Antennæ* corpore paulo longiores (♂ et ♀), haud fimbriatæ; scapo breviusculo, apicem versus crassiore, cicatricoso; articulo tertio longiore; 4<sup>to</sup> et 5<sup>to</sup> sensim brevioribus; cæteris multo brevioribus et gradatim paulo decrescentibus; ultimo, in utroque sexu, vix præcedente longiore. *Prothorax* transversus, dorso ante medium depressus, lateraliter dente mediano armatus. *Elytra* elongata, convexa, lateribus leviter rotundata, humeris projectis vel lobatis. *Pedes* elongati, præsertim antici in maribus; *femora* angustata, antica linearia; *tarsi* æquales. *Prosternum* inerme. *Meso-sternum* antice projectum.

The sole representative of this genus was originally described by me as a "*Monohammus*," although at the time I ventured to suggest a doubt of its really belonging to that group. *Monohammus*, or rather *Monochamus*, was, and is at this moment, a mere name, under which

many very distinct forms have been conveniently but unnaturally placed. M. James Thomson has since proposed new genera for a few of these, and further on I shall have many more to describe. Such genera may be, and often are, very difficult to limit, but they exist as categories of species, and when not *solely* founded on technical characters, they are an advantage to the real student. Of course to those who would fain pursue "the royal road" they are simply a bore. *Otarionomus* is a very distinct genus, and, as its author has pointed out, is very nearly related to *Triammalus*, and this is still more evident since the discovery of *Omocyrius*. There are certain discrepancies both between M. Thomson's descriptions and my own original one and that here given; my original specimen, however, has a very different look from one of the magnificent insects now before me, and from which I have drawn up the present article.

*Otarionomus blattoides.* (Pl. XI. fig. 4.)

*Monohammus blattoides*, Pascoe, Trans. Ent. Soc. ser. 2, iv. 48.

*O. niger*, nitidus, vittis maculisque ochraceo- et albo-pubescentibus ornatus; antennis cinereo-annulatis; pedibus pubescentibus cinerea tectis.

*Hab.* — Sarawak.

Dark brown or black, sub-glabrous, shining, with ochraceous-yellow and white pubescent spots and stripes, the intervals with scattered whitish hairs; head irregularly punctured, two ochraceous stripes on the vertex, another behind each eye, and a band in front passing beneath them and across the cheeks, the latter bordered with white; prothorax more transverse in the female, with ochraceous stripes on the disk and sides corresponding to those on the head and cheeks; scutellum triangular, with a pale ashy pile; elytra finely punctured in oblique irregular rows, and covered with numerous spots of ochraceous, intermixed with smaller spots of white, the apex rounded but slightly produced at the suture; body beneath varied with a dull ochraceous and greyish pubescence; legs covered with a delicate ashy pile; antennæ black; the joints from the third to the eighth inclusive ashy, except at their tips.

Length 14—17 lines.

AMESISA.

*Caput* parvum, antice sub-quadratum, tuberibus antenniferis validissimis, fere ercetis et contiguis. *Oculi* grosse granulati,



magni, ore approximati. *Antennæ* elongatæ, setacæ; scapo mediocre, sub-curvato, basi angustiore; articulo tertio longiore; quarto tertio brevioribus; cæteris ad septimum gradatim longioribus; reliquis, ultimo excepto, multo brevioribus. *Prothorax* quadratus, lateribus in medio breviter dentatis, dorso sub-integro. *Elytra* elongata, sub-depressa, apicem versus sensim angustiora, apice truncato-spinosa. *Pedes* breviusculi; *tarsi* sub-æquales, antichi latiores. *Prosternum* paulo elevatum. *Mesosternum* sub-productum, medio carinulatum. *Corpus* angustatum.

Distinguished from *Cercopsius* by the form of the prothorax, the direction of the antennary tubers and the different proportions of the joints of the antennæ.

*Amesisa consularis.* (Pl. XI. fig. 2.)

A. ferruginea, pube varia tecta; elytris albo-nebulosis.

*Hab.*—Singapore.

Ferruginous, pubescence varied in colour and texture; head and prothorax light cinnamon-brown, the former with the face and two divergent stripes on the vertex pale miniacious, three stripes on the latter, one on each side and a small intermediate one at the base, and the scutellum also miniacious; on the disk of the prothorax about twenty black shining granules; elytra sub-lineato-punctate, the punctures gradually disappearing posteriorly, pale-brown, clouded or in part spotted with white, a semi-circular mark round the scutellum and the apex dark brown; body beneath and femora at the base greyish, rest of the legs and antennæ greyish-cinnamon.

Length 9 lines.

ETYMESTIA.

*Caput* magnum, antice quadratum; tuberibus antenniferis validissimis, basi approximatis. *Oculi* mediocres, tenue granulati, ore distantes. *Antennæ* corpore longiores; scapo elongato, apicem versus incrassato et cicatricoso; articulo tertio vix longiore; cæteris gradatim brevioribus. *Prothorax* sub-transversus, antice posticeque constrictus, et transversim sulcatus, lateribus medio fortiter spinosis. *Elytra* sub-trigonata, humeris rotundato-producta, apice truncato-spinosa. *Pedes* breviusculi; *tarsi* æquales, vix dilatati. *Prosternum* elevatum, longitudinaliter sulcatum. *Mesosternum* antice valide productum.

The type of this genus was referred by Mr. White to *Cereopsius*, but the large head and smaller eyes, together with the form of the prothorax, strongly constricted at the apex and base, and the nearly central position of the spine, are at variance with the characters laid down for that genus. The figure of this handsome insect given by Mr. White does it very scant justice.

*Etymestia Helena.*

*Cereopsius Helena*, White, Proc. Zool. Soc. 1858, p. 412, pl. liii. fig. 7.

E. rufo-castanea, pube brunneo-ochracea tecta; elytris singulis plagis duabus magnis pallide ochraceis et atro-circumdatis ornatis.

*Hab.*—Sarawak.

Reddish-chesnut, covered with a clear brownish-ochraceous pubescence, each of the elytra with two large very pure pale-buffish spots, surrounded with a deep black border, very decided at its junction with the spots, but less definite externally; head almost impunctate, very deeply cleft between the tubers; prothorax with a few scattered punctures, deeply impressed with an irregular transverse line before the spine and another behind it, the centre of the disk irregularly corrugated; scutellum broadly triangular, its apex slightly rounded; elytra with a few large punctures at the base, the black portion of the basal spot enveloping the shoulder and nearly extending to the suture; body beneath dark chesnut, shining, pubescent at the sides; legs paler, passing into luteous at the tarsi; antennæ brown, thinly pubescent.

Length 12 lines.

## CEREOPSIUS.

*Cereopsius*, Pascoe, Journ. of Entom. i. 344.

*Caput* parvum, antice quadratum; tuberibus antenniferis validissimis, divergentibus, basi approximatis. *Oculi* magni, sæpissime tenue granulati, ore haud distantes. *Antennæ* corpore longiores, haud fimbriatæ; scapo elongato, apicem versus crassiore, valde cicatricoso; articulo tertio vix vel paulo longiore; cæteris gradatim decrescentibus; ultimo (♂) aliquando elongato. *Prothorax* transversus, mediocris, antice angustior, lateraliter sensim latior, in spinam validam pone medium productus, postice constrictus, dorso inter spinas transversim curvato-carinatus vel elevatus. *Elytra* convexa,

sub-trigonata, humeris haud producta, apice truncato-spinosa. *Pedes* breviusculi; *femora* medio crassiora; *tarsi* æquales, haud dilatati. *Prosternum* latum, elevatum, longitudinaliter sulcatum. *Mesosternum* productum.

By the removal of *Othelais* and *Etymestia* this genus is now intelligibly limited, although one of its species (*C. marmoratus*), from its shorter legs and more elongate form, is somewhat aberrant. One of the unpublished species, *C. Saga* (Dej.), has, however, the elytra rounded at the apex.

*Cereopsius exoletus.*

Pascoe, Trans. Ent. Soc. ser. 2, iv. 105.

*C. niger*; prothorace utrinque macula alba (vel sulphurea); elytris lateribus albescentibus, singulis maculis duabus (vel tribus) albis (vel sulphureis).

*Hab.*—Sarawak.

Black; space round the eye, sides of the prothorax, a long stripe on each elytron, and body beneath, covered with a whitish pubescence, a large spot on each side of the prothorax anteriorly, and two spots on the stripe of the elytron (the foremost sometimes divided) pure white, or, sometimes, sulphur yellow; elytra sparingly punctured, the central portion of the disk nearly impunctate; legs with a fine whitish pubescence; antennæ sometimes nearly twice as long as the body, the first two joints black, the remainder chocolate-brown, but darker towards the tip.

Length 10 lines.

*Cereopsius luctuosus.*

*C. aterrimus*; elytris fasciis duabus niveis, ad suturam interruptis, ornatis; corpore infra nigro.

*Hab.*—Ceram, Goram.

Deep black, with two broad snowy-white bands on the elytra; head minutely and sparsely pubescent, with a raised vertical line in front; prothorax sparingly punctured, entirely black; scutellum rounded posteriorly; elytra remotely and irregularly punctured, the black portions covered with short squamiform hairs, the white bands with long normal hairs, the first band midway between the base and middle, the second band nearer the middle than to the apex, both slightly interrupted at the suture; body beneath black, the abdominal segments fringed with white hairs; antennæ and

legs black ; femora with a delicate ashy pubescence, tibiæ with black hairs at their tips.

Length 11 lines.

*Cereopsius tricinctus.*

*C. aterrimus* ; prothorace fascia antica albescente ; elytris fasciis duabus, secunda sola interrupta, niveis ; corpore infra cinereo-pubescente.

*Hab.*—Batchian.

Deep black, with a whitish band on the prothorax and two broad snowy-white bands on the elytra ; head covered with a greyish pubescence and having a raised vertical line in front ; prothorax apparently impunctate, the anterior portion covered, except at the apex, with coarse whitish hairs, forming a broad well-defined band ; scutellum triangular, slightly rounded behind ; elytra as in the last, but with rather narrower bands and the second one only not extending across the suture ; body beneath and legs with an ashy pubescence ; antennæ black.

Length 9 lines.

This and the last are the only white-banded species in the genus, and this is at once distinguished by the presence of an additional band on the prothorax ; the lateral spine also is placed a little more behind the middle.

*Cereopsius sex-notatus.*

J. Thomson, Syst. Ceramb. p. 556.

*C. sub-attenuatus*, niger, pube brunnescente tectus ; elytris singulis maculis quatuor albis ornatis ; antennis rufescentibus.

*Hab.*—Singapore.

Black, covered above with a greyish-brown pile, with four small round snowy-white spots on each elytron ; head with a somewhat ashy pubescence in front ; prothorax with a few remote punctures, principally in the centre ; elytra slightly elongate, the first spot midway between the base and middle, in a line with this transversely and near the margin is a smaller one, which is probably sometimes absent, the third spot is behind the middle, and the fourth is near the apex and close to the suture ; body beneath with an ashy pubescence ; legs and antennæ rufescent, the former with a close ashy pubescence.

Length 6—7 lines.

A very distinct species, compared by M. Thomson to *C. Rhetenor*, Newm.

In this and the two preceding species the transverse ridge, formed by the strong constriction at the base of the prothorax, has the little projecting point, found in all the species in the centre of the ridge and therefore opposite the scutellum, bifid.

*Cereopsius marmoreus.*

Pascoe, Trans. Ent. Soc. ser. 2, iv. 105.

(?) *Cereopsius mysticus*, J. Thomson, Syst. Ceramb. p. 566.

*C. sub-elongatus*, niger; elytris cinereo-marmoratis; antennis rufescentibus, apicem versus fuscioribus.

*Hab.*—Singapore.

Sub-elongate, black, elytra irregularly marbled with ashy; head and prothorax with a thin ashy pubescence, the latter with five callosities between the apex and the transverse ridge, which is also somewhat interrupted so as to present the appearance of three more callosities; scutellum triangular, ashy; elytra deeply but sparingly punctured at the base, the ashy markings more or less transversely zig-zag; body beneath and legs with a thin ashy pile; antennæ reddish-brown, darker towards the apex.

Length  $9\frac{1}{2}$  lines.

*Cereopsius privatus.*

*C. sub-attenuatus*, fuscus, pube cervina tectus; prothorace inter spinas vix elevato.

*Hab.*—Malacca.

Rather narrow, dark brown, covered with a fawn-coloured pubescence; head with a somewhat ashy pubescence, a few remote punctures in front, lip fringed with ochreous hairs; prothorax of nearly equal breadth at the base and apex, the transverse interspinous ridge nearly obsolete, but with a little bifid prominence opposite the scutellum; elytra obliquely lineato-punctate, two or three of the interspaces posteriorly forming slightly raised lines, but uniting into one before the apex; body beneath, legs, and antennæ with a thin ashy pile.

Length 5 lines.

This is rather a degraded form of the genus, but still preserving all its characters, except that the disk of the prothorax is less irregular. It, however, undoubtedly tends to obscure the line between *Cereopsius* and *Xoes*.

OTHELAIS.

Characteres ut in *Cereopsio*, sed *antennæ* fimbriatæ, scapo cylindrico, haud cicatricoso; *prothorax* dente laterali retrorso, dorso regulari; *pro-* et *meso-sterna* elevata, hoc antice transversim dilatato.

The type of this genus was originally placed by me in *Cereopsius*, but the above characters preclude its being retained in that group as now constituted. The two species described below are very distinct, but *O. virescens*, in form and colour, has a marked resemblance to *Diallus subinctus*.

*Othelais histrio.* (Pl. XII. fig. 3.)

*Cereopsius histrio*, Pascoe, Trans. Ent. Soc. ser. 2, v. 43.

*O. nigra*, niveo-notata; antennis niveo-annulatis; pedibus fusco-ferrugineis, subtiliter cinereo-pubescentibus.

*Hab.*—Aru.

Black, finely pubescent, with snowy-white spots and stripes; head and prothorax impunctate, black, front and cheeks white; the prothorax with three white stripes on the disk, the lateral stripe above and distant from the spine, and one on each side beneath it, anteriorly on the disk a transversely impressed line; scutellum narrowly triangular, nearly entirely black; elytra elevated at the base, slightly curved, irregularly punctured, with numerous very distinct snowy-white spots, two considerably larger than the rest on each side—one before, the other behind the middle—the apex of each elytron deeply emarginate, and terminated at each angle by a slender spine, the outermost being continuous with a short keeled line; body beneath black, shining, the sides with whitish pubescent patches; legs with a reddish tint, thinly covered with an ashy pubescence; antennæ rather longer than the body, dark ferruginous, the third and fourth joints at the base, and nearly the whole of the sixth, white.

Length 4 lines.

*Othelais virescens.*

*O. pallide brunnea*, sordide albo-notata; antennis pedibusque pallide virescentibus, nitidis.

*Hab.*—Saylee, Dorey.

Light brown, with a greenish tint, and a very thin pubescence, but in parts coarser and denser, forming dull whitish stripes and

spots; head nearly impunctate; prothorax with a few coarse scattered punctures, three whitish stripes on the disk, the lateral one passing through the spine, another stripe below it, the spine long and very slender, no impressed line anteriorly; scutellum subtransverse, truncate posteriorly; elytra longer and narrower than in the preceding, less elevated at the base and less convex, each with four, five or six largish dull-white spots at the side, the one at the shoulder being sometimes broken up into two or three, the apex of each elytron slightly emarginate, comparatively, and terminated at each angle by a short broad process, the outermost being only slightly continuous with a keeled line, which extends nearly to the base of the elytron; body beneath dark chesnut, shining, the sides partially pubescent; legs and antennæ pale greenish, tinged with red, especially the tarsi, and covered with a very scanty pubescence.

Length  $4\frac{1}{2}$  lines.

#### DIALLUS.

Characteres ut in *Cereopsio*, sed *antennæ* articulo tertio scapo brevior; *prothorax* dorso regulari, spina laterali retrorsa; *elytra* apicibus rotundatis; et *mesosternum* latum, antice transversim dilatatum.

A sufficiently distinct genus, easily distinguished from *Cereopsius*, as well as from *Othelais* and *Otroca*, which it also resembles in habit, by the short third joint of the antennæ. The prothoracic spine, although directed backwards, is not recurved as in *Othelais*. The cicatrix on the scape is smooth and shining. The species are tolerably homogeneous, rather below the middle size and spotted with white on a dark ground.

#### *Diallus lachrymosus.* (Pl. XII. fig. 5.)

*D. niger*, subnitidus; prothorace elytrisq[ue] albo-maculatis.

*Hab.*—Tondano.

Black, slightly nitid, glabrous above, numerous distinct spots on the head, prothorax and elytra composed of a white tomentum; head without punctures; prothorax and elytra strongly punctured, the former with eight spots, two on each side and four median; scutellum quadrate, edged posteriorly with white; each elytron with two slightly raised lines, the inner more marked and extending to the apex, and about twenty spots, irregularly arranged; body beneath, legs and antennæ with a thin whitish pubescence.

Length  $5\frac{1}{2}$  lines.



*Diallus lugens.*

*D. niger*, opacus; prothorace fasciis tribus, elytrisque maculis plurimis cinerascentibus ornatis.

*Hab.*—Ceram.

Black, with a dark opaque pubescence, banded or spotted above with pale ashy; head with a few punctures scattered amongst the ashy hairs; prothorax rather strongly punctured, with three white bands, one at the apex and one at the base, both well marked, the intermediate one between the lateral spines indefinite; scutellum nearly triangular; elytra irregularly punctured, one elevated line on each, the ashy spots fewer than in the preceding; body beneath, legs and antennæ with a coarse ashy pile.

Length  $4\frac{1}{2}$  lines.

*Diallus subtinctus.*

*D. fuscus*, sparse griseo-pubescens; prothorace vittis tribus, elytrisque antice maculis quinque, griseis, his postice albo-maculatis.

*Hab.*—Mysol.

Dark brown, with a sparse greyish pubescence; face and cheeks apparently impunctate, covered with whitish hairs; prothorax rather strongly punctured, a short transverse slightly-raised ridge in the middle, one central and two lateral greyish stripes; scutellum truncate posteriorly; elytra coarsely punctured at the base, a single raised line on each posteriorly, the basal half with five greyish spots, one common at the apex of the scutellum, and two on each side, the apical half with about twelve white spots, two common to both elytra, but in all probability the number and size will be found to vary; body beneath black, shining, the sterna and sides of the abdomen with an ashy pile; legs and antennæ brownish-testaceous, with a pale-greyish pile.

Length 5 lines.

OTROEA.

*Caput* parvum, antice sub-rotundatum; tuberibus antenniferis divergentibus. *Oculi* mediocres, supra sub-approximati. *Antennæ* corpore vix longiores, subtus fimbriatæ; scapo cylindrico, haud cicatricoso; articulo tertio longiore; sequentibus sensim brevioribus. *Prothorax* æquatus, antice angustior, utrinque rotundatus, pone medium spina attenuata instructus, dorso regularis. *Elytra* sub-angustata, lateribus

apicem versus decrescientia, humeris rotundata, apicibus bi-apiculatis. *Pedes* mediocres, sub-æquales; *tarsi* antici articulis tribus basalibus valde transversis. *Pro-* et *meso-sterna* elevata, hoc antice latiori, margine rotundato.

This genus approaches *Othelais* and *Diallus* in habit and in many of its characters; from both it is distinguished by the short straight spine of the prothorax, and the broadly-transverse joints of the anterior tarsi. The three species described below are very distinct in coloration, but the sculpture is very similar, especially of the first two. The second antennal joint is more than usually elongate in this genus.

*Otroca semiflava.* (Pl. XII. fig. 2.)

*O. flavo-lutea*; abdomine, antennis, pedibus, elytrisque postice, nigrescentibus; his seriatim punctatis, postice interstitiis elevatis.

*Hab.*—Batchian.

Greyish or ochraceous-yellow, finely pubescent, the elytra posteriorly, the abdomen beneath, antennæ and legs, blackish; head and prothorax impunctate, the pubescence yellowish; scutellum nearly quadrate, brownish; elytra seriate-punctate, the rows rather widely apart, the interstices gradually becoming elevated towards the apex, and the yellow rather abruptly passing into dark brown or blackish, the pubescence at the same time becoming ashy (in another specimen the shoulders only are yellowish), outer apiculus slender, elongate; abdomen and metasternum dark brown, shining, sparingly pubescent; legs dark brown, with a thin ashy pubescence; antennæ black, the bases of the third and fourth, and nearly the whole of the sixth and eighth joints, whitish.

Length 5 lines.

*Otroca cinerascens.*

*O. pallide-fusca*, pube cinerascente tecta; elytris striato-punctatis, striis cinereis.

*Hab.*—Amboyna.

Pale brownish, with a thin ashy pile; head impunctate; prothorax with a few scattered punctures, chiefly in front; scutellum sub-quadrate, rounded behind, brownish; elytra striato-punctate, the striæ entirely ashy, the interstices brownish, outer apiculus produced, stoutish; body beneath and legs brownish, shining, pubescence thin, greyish; antennæ brownish, bases of the third and

fourth, and nearly the whole of the sixth and eighth joints, whitish.

Length 5 lines.

*Otroea tessellata.*

*O. fusca*, pubescens; capite prothoraceque cinereo-vittatis; elytris carinulatis, seriatim punctatis, cinereis, fusco-tessellatis.

*Hab.*—Ceram.

Brown, pubescent; head and prothorax impunctate, the former striped with ashy between and behind the eyes, the stripes continued on the latter, three on the disk, one passing through the lateral spine, and another less distinct below it on each side; scutellum semicircular, brown, bordered with ashy; elytra seriate-punctate, with two elevated lines on each, commencing at some distance from the base, the outer one terminating in the external apiculus, the inner lying between it and the suture, striped with brown and ashy, the latter also spotted with brown, so as to give the elytra a tessellated appearance, inner apiculus nearly obsolete; body beneath brown, shining; legs and antennæ ferruginous, with an ashy pile.

Length 5 lines.

## XOES.

*Caput* parvum, antice quadratum; tuberibus antenniferis validis, approximatis. *Oculi* tenue granulati, mediocres, ore distantes. *Antennæ* elongatæ, setacæ; scapo breviusculo, apice cicatricoso; articulo tertio longissimo; cæteris (ultimo excepto) multo brevioribus, sub-æqualibus. *Prothorax* fere æquatus, antice paulo angustior, lateribus angulatis, dente brevi pone medium instructis. *Elytra* elongata, apicem versus sensim angustiora, apice truncato-spinosa. *Pedes* breviusculi, antici paulo robustiores; *tarsi* sub-æquales, antici latiores. *Prosternum* elevatum. *Mesosternum* dentato-productum. *Corpus* angustum.

A narrower form than any other of the sub-family, and differing also in the shorter scape, the relative proportions of the antennal joints, and the form of the prothorax.

*Xoes egeria.* (Pl. XI. fig. 3.)

*X. fusca*, pube cinerea tecta ; vertice, prothoracis dorso, scutelloque brunneo-ochraceis.

*Hab.*—Sarawak.

Dark brown, everywhere covered with an ashy pile, except the upper part of the head and prothorax and the scutellum, which are pure brownish-ochraceous ; head and prothorax impunctate, the latter with a transverse incurved depression anteriorly, and behind the middle a two-lobed elevation, each lobe triangular, with the apex pointing backwards ; scutellum transversely scutiform ; elytra with small scattered punctures at the base nearly hidden by the pubescence, posteriorly gradually passing into rows, with the interstices slightly elevated, the apices truncate, the outer angle produced ; body beneath smooth, shining, with a much sparser pubescence ; antennæ between two and three times as long as the body in the male (female unknown).

Length 7 lines.

#### PSAUMIS.

*Caput* mediocre, antice sub-quadratum ; tuberibus antenniferis validis, divergentibus, basi approximatis. *Oculi* grosse granulati, magni. *Antennæ* corpore longiores ; scapo elongato, sub-cylindrico, haud cicatricoso ; articulo tertio multo longiore ; cæteris brevioribus et sub-æqualibus. *Prothorax* fere æquatus, utrinque dente valido in medio armatus, basi rectus. *Elytra* oblonga, sub-convexa, lateribus a basi sensim angustioribus, humeris producto-angulatis, apicibus rotundatis. *Pedes* modice elongati ; *tarsi* postici paulo longiores. *Prosternum* sub-elevatum. *Mesosternum* productum, medio carinatum.

The absence of the cicatrix on the scape and the coarsely faceted eyes will at once distinguish this genus. This character of the eyes also occurs in *Amesisa* and one or two other genera, but in conjunction with a cicatricose scape.

*Psaumis turbidus.* (Pl. XI. fig. 6.)

*P. dense* cervino-pubescent, maculis confluentibus fuscis coloratus.

*Hab.*—Sarawak.

Covered with a very close fawn-coloured pubescence ; the elytra with darker spots tinged with brown and more or less confluent, and, judging from two specimens, variable as to amount and dis-

tinctness; head impunctate; prothorax very sparingly punctured, an impressed line behind the anterior margin interrupted in the middle, and posteriorly two transversely impressed lines, the disk with two dark spots (in one specimen nearly obsolete); scutellum broad at the base, narrower and truncate behind; elytra subseriate-punctate posteriorly, the punctures on the middle and base more irregular, very small and nearly concealed by the pubescence; body beneath and legs reddish-brown, with a delicate smooth pile; antennæ from a quarter to a third longer than the body.

Length 10 lines.

AGNIA.

*Agnia*, Newman, The Entom. i. 291.

*Caput* antice supra angustius, vertice elongatum; tuberibus antenniferis validis, breviusculis, approximatis. *Oculi* tenue granulati, mediocres, ore distantes. *Antennæ* (♂) duplo—quadruplo corpore longiores, setaceæ; scapo vix elongato, apicem versus sensim incrassato, apice ipso cicatrice magna instructo; articulo tertio duplo longiore; cæteris æqualibus vel (etiam in eadem specie) multo brevioribus. *Prothorax* transversus, antice angustior, utrinque sub-rotundatus, muticus, basi sub-bisinuatus. *Elytra* (♂) sub-trigonata, (♀) oblongo-ovata, humeris productis, haud lobatis, apice rotundata. *Pedes* (præsertim ♂) modice elongati; *tarsi* sub-æquales. *Prosternum* elevatum. *Mesosternum* valde productum.

This handsome genus will be readily recognized, at least among those in this collection, by the obconical form of the prothorax, which is without any trace of the lateral tooth, and by the long setaceous antennæ (varying however from twice to four times the length of the body in the same species) as contrasted with *Achthophora*.

*Agnia fasciata.* (Pl. XI. fig. 1.)

Pascoe, Proc. Ent. Soc. 1859, p. 54.

*A. aterrima*; elytris fasciis quatuor ochraceo-pubescentibus.

*Hab.*—Amboyna.

Deep black, somewhat nitid, mostly with a slightly blueish shade, the elytra with four broad clear yellow-ochraceous bands; head minutely and remotely punctured, slightly pubescent; prothorax with slightly impressed punctures, nearly glabrous, a curved impression anteriorly and two grooved lines behind, the

disk slightly irregular ; scutellum narrower anteriorly, broad and slightly emarginate posteriorly ; elytra divided into nine more or less equal bands, the basal, apical, and three middle bands being black, sub-glabrous and punctured, the punctures becoming nearly obsolete posteriorly, the four ochreous bands formed by a very closely-set pubescence ; body beneath, legs and antennæ black, with a blueish tinge, especially the legs, and covered with a minute scattered pubescence.

Length 8—9 (♂)—11 (♀) lines.

*Agnia eximia.*

\* Pascoe, Ann. & Mag. Nat. Hist. ser. 3, v. 120.

*A. aterrima*, nitida, fere glabra, maculis niveo-pubescentibus ornata.

*Hab.*—Batchian, Gilolo.

Deep glossy black, nearly glabrous ; an oblique line below the eye and across the cheek, another behind the eye ; posterior border of the prothorax, the scutellum, and several transverse spots and patches on the elytra formed of a snowy-white pubescence ; head and prothorax with minute scattered punctures, the latter with a strongly impressed groove anteriorly, the two hinder grooves concealed by pubescence ; scutellum semicircular ; elytra more closely and coarsely punctured at the base, generally one spot only behind the middle common to both elytra ; body beneath and legs black, sparingly covered with a delicate ashy pubescence, borders of the abdominal segments snowy ; antennæ dull black.

Length 6—11 lines.

PHARSALIA.

*Pharsalia*, J. Thomson, Syst. Ceramb. p. 85.

*Caput* mediocre, supra angustius ; tuberibus antenniferis validis, breviusculis, intus apice productis. *Oculi* mediocres. *Antennæ* (♂) longissimæ, haud fimbriatæ ; scapo cylindrico, elongato, cicatricoso ; articulo tertio multo longiore (♂), vix longiore vel brevior (♀) ; cæteris plus minusve paulo brevioribus vel sub-æqualibus. *Prothorax* sub-transversus, utrinque in medio fortiter spinosus, antice et postice constrictus. *Elytra* sub-trigonata, in fœminis magis oblongo-ovata, basi bi-gibbosa, humeris productis, apicibus truncatis, vel rotundatis. *Prosternum* sub-elevatum. *Mesosternum* antice productum.

The characters of this genus, as well as the species that compose it, have nothing about them very decided. Nevertheless the genus is a tolerably natural one, and the species very distinct. I am not, however, acquainted with the type (*P. Malasaica*), but I have received from M. J. Thomson *P. gibbifera*, Guér.,\* to which it appears *Monohammus? agenor*, Newm., is to be referred, and with this I have little difficulty in connecting the species described below as congeners. *P. cincticornis* is a female specimen and may possibly be *P. Malasaica*, Thoms., but that author omits all mention of the antennæ. The colours of these insects are a mixture of various shades of grey and brown, and sometimes ochraceous; and the elytra have each two raised lines, which are more prominent posteriorly.

*Pharsalia lentiginosa.*

*P. fusca*, pube grisea et fusca variegata; antennis obscure annulatis; prothorace disco inæquali; elytris basi profunde punctatis, apicibus rotundatis.

*Hab.*—Banda.

Brown, pubescence mixed grey and brown of various shades in small patches; head impunctate, sparsely pubescent, greyish; prothorax nearly impunctate, the disk unequal, dark brown with greyish pilose stripes, but externally a little spotted; scutellum grey, broad at the base; elytra deeply punctured at the base, behind the basal gibbosities a pale greyish band spreading out at the sides, posteriorly a series of dark-brown patches nearly forming a ring, apices rounded; body beneath and legs with a greyish pile, but on the former more or less interrupted; antennæ brown, the basal half of nearly all the joints greyish.

Length 11 lines.

Another specimen, which is probably the female of this species, has much darker colours, with the ringed pattern on the elytra scarcely recognizable.

*Pharsalia cincticornis.*

*P. fusca*, pube fusco-grisea variegata; antennis griseis, fusco-annulatis; prothorace disco inæquali; elytris basi punctatis, humeris granulosis, apicibus rotundatis.

*Hab.*—Malacca.

Brown, pubescence chiefly brownish-grey passing into fulvous;

\* Icon. du Règne An. p. 243 (*Monochamus gibbifer*).



head closely pubescent; prothorax impunctate, disk unequal, in the centre two or three brown glabrous patches; scutellum greyish; elytra strongly punctured at the base, especially between the gibbosity and shoulder, with a few black granules on the latter, a pale greyish curved band between the base and middle, rest of the elytra with obscure traces of ashy, apices rounded; body beneath and legs fulvous-brown; abdominal segments with a small black spot on each side; antennæ fulvous-brown, basal half of most of the joints grey.

Length 11 lines.

The specimen here described is a female.

*Pharsalia duplicata.*

*P. fusca*, pube grisea et fusca variegata; antennis haud annulatis; prothorace disco parum inæquali; elytris basi granulatis, latere externo biplagato, plaga una grisea altera fusca, apicibus truncatis.

*Hab.*—Singapore.

Brown, pubescence greyish, with obscure brown patches; head sparsely pubescent; prothorax slightly unequal on the disk, without callosities, the centre with a glabrous brown spot, the sides with a few small granular tubercles pitted in the middle; elytra thickly granulate at the base, with two large blotches on each towards the outer margin, the first pale greyish, the second dark brown; apices truncate, the outer angle not produced; body beneath and legs reddish-grey; borders of the abdominal segments densely pubescent; antennæ greyish-brown, not ringed.

Length 9 lines.

*Pharsalia supposita.*

*P. fusca*, pube grisea obscure varia; prothorace disco vix inæquali, granulato; elytris basi granulatis, apicibus truncatis, angulo externo productis.

*Hab.*—Sarawak.

Brown, with a greyish pubescence obscurely varied with brown; the head, the band behind the middle of the prothorax and the stripe at the side, pale ashy grey, the disk of the latter with an anchor-shaped black mark on the centre, the sides granular; scutellum spreading at the base; elytra granulate near the base only, posteriorly varied with brown, the apices truncate, with the outer angle produced; body beneath and legs with a ferruginous-grey pubescence; the abdominal segments with a triangular dark

glabrous spot on each side ; antennæ reddish-brown, with a pale-grey pubescence.

Length 9 lines.

*Pharsalia saperdoides.*

*P. ferruginea*, pube fulvida varia ; prothorace transverso, utrinque dente parvo instructo ; elytris oblongis, basi bis-subgibbosis, apice truncatis.

*Hab.*—Sarawak.

Ferruginous, with a pale fulvous pubescence, here and there slightly interrupted ; head pale greyish, impunctate ; prothorax fulvous, the lateral tooth very small, the disk nearly regular ; scutellum triangular posteriorly ; elytra oblong, scarcely raised at the base, the gibbosities very much reduced, with a few granules behind them, posteriorly a few dark patches, apices truncate ; body beneath and legs ferruginous-grey ; antennæ not ringed.

Length 6 lines.

A smaller and more cylindrical species than any of the preceding, with the gibbosities and lateral spine nearly reduced to their minima.

*Pharsalia vinosa.*

*P. fusca*, pubescens, cervino- et griseo-variegata ; prothorace latitudine breviori ; elytris basi haud cristatis, postice confertim ochraceo-maculatis.

*Hab.*—Sarawak, Singapore.

Brown or purplish brown, with a short interrupted fawn-coloured pubescence spotted with ochraceous ; ochraceous spots round the eyes and two stripes on the vertex ; prothorax impunctate anteriorly and posteriorly, the central part with small, rather distant, punctures, with one or two ochraceous stripes on each side, which are sometimes obsolete ; elytra without crests at the base, rounded at the apex, varied with indefinite fawn-coloured patches, which are sometimes nearly obsolete, and with more coarsely pubescent ochraceous spots, which are especially massed together on the posterior third of the elytra ; body beneath and legs with a grey pubescence, sides of the abdomen spotted with ochraceous ; antennæ pale brownish, darker towards the tips.

Length 7 lines.

In this somewhat aberrant species the elytral gibbosities have disappeared, but the lateral prothoracic spine is well marked.

COMBE.

*Combe, J. Thomson, Syst. Ceramb. p. 83.*

Characteres fere ut in *Cercopsio*, sed *oculi* parvi, ore distantes ; *antennæ* (♂) longissimæ ; scapo mediocre, apicem versus crassiori, apice valde cicatricoso, articulis tertio et sequentibus (?) multo longioribus, cylindricis, incrassatis, (♀) corpore paulo longiores, articulis cylindricis sed vix incrassatis, a tertio sensim brevioribus et tenuioribus ; *prothorax* basi quam apice haud latior, spina laterali in medio sita ; *elytra* magis depressa.

The females of the handsome species which is the only exponent of this genus are, according to the specimens now before me, very considerably larger than the male, but the antennæ are not much longer than the body. Unfortunately the only male I have seen wants the last six joints of the antennæ, but the fifth joint is longer than the fourth, and this again longer than the third ; the contrary of this occurs in the female, from which sex only M. Thomson appears to have drawn his description. The specimen in the British Museum described by Mr. White is without a head. There are no granulations on the elytra, as in *Triammatus*.

*Combe Brianus.**Monohammus Brianus*, White, Proc. Zool. Soc. 1858, p. 409.*Combe fulgurata*, J. Thomson, Syst. Ceramb. p. 84 (1864).*C. nigra*, nitida, pube nivea notata ; antennis annulatis.*Hab.*—Malacca.

Black, shining, glabrous, with patches of snowy-white pubescence ; head impunctate, a white oblique stripe beneath the eye and a line across the vertex extending down the cheeks ; prothorax slightly rugose, with three white stripes on the disk and one on each side ; scutellum triangular, white ; elytra slightly punctured, with more or less of a zig-zag band in the middle, above this from each shoulder an oblique patch, two other patches at the base and four or five more towards the apex of each, snowy-white ; body beneath glossy black, with white patches at the sides ; legs and antennæ black, the latter with the basal halves of the joints from the third to the seventh white.

Length (♂) 9 lines—(♀) 13 lines.

EUTHYASTUS.

*Caput* antice supra angustius ; tuberibus antenniferis validissimis, fere erectis, sub-contiguis, intus productis. *Oculi* mediocres,

supra approximati. *Antennæ*(♂) corpore plus duplo longiores, haud fimbriatæ; scapo modice elongato, cylindrico, valde cicatricoso; articulo tertio multo longiore; cæteris brevioribus, subæqualibus, (♀) sensim decrescentibus. *Prothorax* brevis, capite haud latior, lateribus obsolete dentatus. *Elytra* elongata, sub-angustata, basi latiora, normalia, apicibus rotundatis. *Pedes* longiusculi, fere æquales, sed *tarsi* postici paulo longiores. *Prosternum* sub-elevatum. *Mesosternum* haud productum.

The short, sub-cylindrical, nearly mutic prothorax, in conjunction with the long antennæ and simple mesosternum, will readily distinguish this genus, which is otherwise of a commonplace appearance. Its affinities are not very obvious.

*Euthyastus binotatus.* (Pl. XI. fig. 5.)

*E. fuscus*, pube grisea interrupta; elytris punctis confluentibus tectis, basi granuliferis, latere externo macula magna interrupta griseo-pubescente ornatis.

*Hab.*—Sarawak, Malacca.

Dark brown, with an interrupted greyish pubescence; head with a close grey pile, and narrow well-marked glabrous vertical brown lines between and beneath the eyes; prothorax slightly corrugated transversely, the sides with small patches of pubescence; scutellum transverse; elytra coarsely punctured at the base, the punctures more or less confluent, and the intervals more or less raised into glossy granules, gradually disappearing, and the punctures becoming shallower and more remote towards the apex, the side with a large irregular interrupted patch of dense greyish pubescence; body beneath, legs, and antennæ at the base, with a dull greyish pile, the rest of the antennæ pale rufous.

Length 10 lines.

METON.

*Meton*, Pascoe, Journ. of Entom. i. 342.

*Caput* antice sub-quadratum, tuberibus antenniferis validis, divergentibus. *Oculi* grosse granulati, mediocres, vertice sub-remoti. *Antennæ* corpore fere duplo longiores, fimbriatæ; scapo breviusculo, sub-cylindrico, cicatricoso; articulis tertio et quarto multo longioribus et æqualibus; sequentibus brevioribus et paulo sensim decrescentibus. *Prothorax* capite vix latior, latitudine et longitudine fere æqualis,

utrinque dente mediano mediocri armatus. *Elytra* breviuscula, subparallela, apice integra, basi serrato-cristata, humeris subprominula. *Pedes* longiusculi; *femora* clavata; *tibiæ* rectæ, apicem versus crassiores; *tarsi* angusti, intermedii et postici articulo basali longiusculo. *Pro-* et *meso-sterna* paulo elevata, inermia.

In characterizing this genus in the work above quoted I placed it between *Monochamus* and *Dysthæta*, but on examining it afresh I think its affinity (as well as that of *Dysthæta*) is more with the present sub-family, particularly in regard to its clavate femora. None of the species, however, with which we are acquainted, seem suggestive of any affinities; and the genus, like many others of this and other groups, can only be regarded as somewhat aberrant. The genus has two well-marked species in Australia (*M. Digglei*, Pasc., and *M. tropicus*, Pasc.).

*Meton granulicollis.* (Pl. XII. fig. 4.)

Pascoe, Trans. Ent. Soc. ser. 2, v. 42.

*M. piceus*, griseo-pubescentis; prothorace utrinque minute spinoso, antice granulato; elytris sparse fusco-maculatis, apicem versus fascia obliqua grisescenti.

*Hab.*—Aru.

Pitchy, with a greyish or somewhat ashy pubescence; a broad dark stripe behind the eye and along the side of the prothorax, leaving a well defined greyish-white stripe in the middle, which, on the head, spreads over the face and cheeks; lateral spine of the prothorax very small but distinct, above it anteriorly and on each side numerous small black shining granules; elytra rather narrow, granulated at the base, spotted with dark brown, and having a well-defined greyish-white oblique band posteriorly continuous with a stripe at the suture which is prolonged to the apex; body beneath and legs with a greyish pile; tibiæ black at their tips; antennæ blackish, the third, fourth and fifth joints reddish-testaceous, except at their tips.

Length 5 lines.

#### ΙΡΗΙΟΤΗΕ.

*Caput* parvum, antice sub-quadratum; tuberibus antenniferis validis, approximatis. *Oculi* mediocres, anguste emarginati, vertice sub-approximati. *Antennæ* corpori æquales (vel vix æquales?); scapo modice elongato, crasso, cylindrico, obsolete

cicatricoso; articulo tertio longiore, basi attenuato, apicem versus pyriforme; 4to—6to brevibus, attenuatis, præsertim 5to et 6to (cæteri desunt). *Prothorax* capite vix latior, subcylindricus, muticus. *Elytra* basi latissima, lateribus leviter rotundatis, apice truncata. *Pedes* inæquales, antici breviores, postici longiores; *tarsi* æquales. *Prosternum* sub-elevatum. *Mesosternum* in medio dente verticali productum.

Unfortunately the unique specimen before me wants the last five joints of the antennæ, and therefore I have not figured it. It resembles in outline a *Criopsis* or a *Scleronotus*, and is well characterized by the long claviform third antennal joint, followed by others so much smaller and slenderer (although the fourth is less so than those which follow) as to give them the appearance of having belonged to another insect.

*Iphiothe criopsioides.*

I. fusca, pube plerumque griseo-fusca tecta; antennarum articulo quarto, apice excepto, rufo-luteo.

*Hab.*—Sarawak.

Dark brown, thickly covered with a stone-greyish pubescence, the elytra spotted with ochraceous; head with the mesial line deeply impressed on the vertex between the tubers, and with the first three antennary joints brown, sprinkled with grey; prothorax with the breadth at the base equal to the length, a little narrowed in front, very minutely punctured, greyish-brown; scutellum scutiform, with a pale grey stripe in the middle; elytra nearly twice as broad as the prothorax, sub-parallel at the sides, rapidly rounding towards the apex, irregularly and rather remotely punctured, brown, loosely mottled with grey and speckled with ochreous, and between the ochraceous spots are dark patches of brown; body beneath and legs brown, clothed with an interrupted grey pile: fourth joint of the antennæ reddish, its apex brown.

Length 6 lines.

NICIPPE.

*Nicippe*, J. Thomson, Syst. Ceramb. p. 88.

*Caput* antice transversum, tuberibus antenniferis validis, paulo divergentibus, basi approximatis. *Oculi* mediocres, antice distantes. *Antennæ* tenues, corpore longiores; scapo subcylindrico, basi cicatricoso; articulo tertio duplo longiore; cæteris brevioribus, gradatim decrescentibus. *Prothorax*



transversus, utrinque pone medium spinosus. *Elytra* basi latiora, humeris rotundatis, apicibus bispinosis. *Pedes* mediocres, antici breviores; *femora* paulo clavata; *tarsi* sub-æquales. *Prosternum* elevatum, antice dilatatum. *Mesosternum* elevatum.

M. J. Thomson has separated this and two other species from *Zygocera*, to which I had referred them, to form three genera. This, however, is the only one which occurs in the Malayan Fauna, and is distinguished from *Zygocera* by its transverse face and the anteriorly-dilated prosternum extending more or less in front of the anterior coxæ. The latter character it has in common with *Disterna*—another of the three genera alluded to,—and from this it scarcely differs, except in the form of the head anteriorly.

*Nicippe complexa.*

*Zygocera complexa*, Pascoe, Trans. Ent. Soc. ser. 2, v. 34.

N. castanea, fasciis maculisque ochraceis ornata.

*Hab.*—Aru.

Somewhat depressed, varying from reddish to dark chesnut-brown, with bands and spots formed by short ochreous hairs; head with two broad stripes in front, two narrower ones on the vertex, and an oblique one beneath each eye; prothorax with three bands, which are united in the middle and on each side; scutellum ochreous, transverse, rounded behind; elytra scarcely broader than the prothorax (including the spines of the latter), each with three carinæ posteriorly, the innermost and outermost terminating in the two apical spines respectively, the ochreous markings very complicated, but three irregular bands may be distinguished—one before the middle, one near the apex, and one intermediate; between these and at the base are numerous, small, more or less flexuous spots; body beneath and legs brownish, sometimes varied with darker; antennæ brownish.

Length 5 lines.

The following genus, in the great length of the antennæ and the short feet, seems to approach *Hippopsis*; but the shortness of the sterna and the cicatricose scape forbid any association in that direction; there is an analogy, at least, between this genus and *Otroca*, in the breadth of the anterior tarsi, and the approximation of the antennary tubers is significant of its probable affinity to the *Hypselominæ*.



LÆLIDA.

*Caput* infra modice dilatatum, supra contractum; apice clypei sinuato; tuberculis antenniferis contiguis, erectis. *Oculi* sat parvi. *Antennæ* longissimæ, lineares; scapo cylindrico, ad medium prothoracis vix attingente; articulo tertio fere triplo longiore; cæteris æqualibus, duobus ultimis brevioribus exceptis. *Prothorax* sub-cylindricus, lateraliter dente parvo armatus. *Elytra* oblonga, lateribus modice rotundatis, apicibus truncatis, angulo exteriori producto. *Pedes* brevissimi; *tarsi* antici dilatati. *Prosternum* muticum. *Mesososternum* elevatum, antice paulo productum. *Abdomen* segmentis tribus intermediis brevioribus.

*Lælide antennata.* (Pl. XV. fig. 1.)

*L. fusca*, tomentosa; prothorace elytrisque flavido-vittatis; antennis articulo ultimo (apice excepto) niveo.

*Hab.*—Singapore.

Dark brown, covered with a roughish tomentum varied with stripes of pale lemon-yellow; head whitish in front, with a yellow patch behind the eye; prothorax about equal in length and breadth, finely punctured, with two stripes on the disk and a broader one on each side below the lateral tooth; scutellum transverse, yellow; elytra considerably broader than the prothorax at the base, more coarsely punctured, each with three stripes, the outer and inner meeting at the apex; antennæ nearly four times as long as the body, brown, the apex of the tenth and the whole of the last joint except the apex closely covered with longish snowy-white silky hairs; body beneath and legs with a delicate grey pile, sides of the sterna and abdomen with a broad whitish stripe.

Length  $3\frac{1}{4}$  lines.

LAMIINÆ.

After a careful examination I have come to the conclusion that no sufficient differentiation can be made between *Lamiinæ*, *Monochaminæ* and *Gnominæ*, and that to obtain anything like a satisfactory set of characters it would be necessary to form a large number of groups, or, as we would call them for the sake of uniformity, "sub-families." It may seem a violation of all our ordinary ideas of natural affinity to place *Gnoma* with *Petrognatha*, *Cylindrepomus* with *Tragocephala*, or *Lamia* with *Gerania*, yet such are the extreme varieties of form and so graduated the characters by

which we attempt to fix them that it is only a choice between the combination of the most heterogeneous genera, or the addition of numerous sub-families,\* which would also, many of them, contain exceptional forms. With few exceptions this evasive variation seems to be the rule throughout the *Longicornia*, and this makes their classification so difficult. By strictly limiting the more obviously allied species to the same genus the difficulty is obviated in them, but we should lose some of the advantages of classification if this principle of homogeneity were to be carried into the higher groups.

To give any but the most general remarks on this sub-family, in the extensive signification which is here given to it, would be almost impossible; nearly every extreme of colour, form and size are represented,—some are among the giants of the insect class, some are remarkable for their long antennæ, or their short legs, or for a combination of both. The majority of them, however, have a form of which the common European *Monochami* will give a central idea, from which the aberrant genera depart by gradual modifications, not always, indeed, without a break.

The affinities of the *Lamiinæ* are very decided. To *Hypsoluminæ*, especially to such genera as *Triammatus*, *Omocyrius*, *Pharsalia* and others, there is the strongest resemblance; *Lamia*, *Morimus*, &c., recall the *Dorcadioninæ*; and *Nemotragus* and *Anauxesis* lead by *Megacera* to the *Hippusinæ*.

The geographical distribution of the *Lamiinæ*, when we consider their numbers, may be said to be almost exclusively confined to the African, Indian, and Malayan regions. Europe and America, north of Mexico, have only the genera *Monochamus*, *Morimus*, *Lamia*, and *Plectrodera*; the two principal genera of tropical America are *Tæniotes* and *Ptychodes*; *Monochamus* again and *Batocera* are the only exponents in Australia, and the presence of the latter genus, except as introduced, is doubtful, although it may perhaps be found to occur in the extreme north of that continent. *Thysia*, *Oplophora*, and a few other genera, occur in India and China. The headquarters of the sub-family are undoubtedly the Malayan islands, but if we take the African *Longicornia*, and compare the *Lamiinæ* with the other sub-families, they will be found to be by far the predominant group.

\* I would particularly mention the following genera as the types of some of these groups:—*Petrognatha*, *Ceroplesis*, *Tragocephala*, *Sternotomis*, *Phryneta*, *Ancylonotus*, *Gnoma*, *Olenecamptus*, *Nemotragus*, &c. In M. J. Thomson's "Systema Cerambycidarum" many of these form "divisions."

The African genera are, however, very distinct and have scarcely anything in common with the Malayan.

One hundred and ten species occur in the Wallacean collection, which I have distributed into twenty-eight genera. In the following tabulation it has been necessary to adopt characters some of which separate at a long interval nearly allied genera.

*Genera.*

Mesosternum declivous.

Head exserted.

Prothorax armed at the sides.

Eyes large, sub-approximate in front.

Antennæ spinously rugose ... *Batocera*, Lap.

Antennæ smooth.

Elytra parallel ..... *Apriona*, Chev.

Elytra narrowing to the apex *Megacriodes*, n. g.

Eyes of moderate size, not approximate in front.

Femora and tibiæ compressed .. *Sarothrocera*, Wh.

Femora and tibiæ not compressed.

Elytra toothed at the shoulders *Anhammus*, Thoms.

Elytra not toothed at the shoulders.

Prothorax spined at the sides.

Scape with a cicatrix.

Head subquadrate in front ..... *Monochamus*, Serv.

Head transverse in front ..... *Dihammus*, Thoms.

Scape without a cicatrix.. *Orsidis*, n. g.

Prothorax only slightly toothed at the sides.

Lower lobe of the eye vertical ..... *Nephelotus*, n. g.

Lower lobe of the eye broadly rounded .... *Trysimia*, n. g.

Prothorax cylindrical, unarmed.

Posterior legs short ..... *Olenecamptus*, Chev.

Posterior legs long ..... *Cylindrepomus*, Bl.

Head not exserted ..... *Gerania*, Serv.

Mesosternum elevated or produced.

Prothorax short, transverse.

Elytra toothed at the shoulders.

Elytra flat above ..... *Protamnemus*, Thoms.

Elytra not flat above ..... *Periaptodes*, n. g.

Elytra not toothed at the shoulders.

Prothorax strongly spined at the sides.

Eyes moderately large.

Antennæ longer than the body.

Antennary tubers sub-approximate.

Claw-joints short..... *Blepephæus*, Pasc.

Claw-joints long.

Head dilated below the eyes..... *Leprodera*, Thoms.

Head not dilated below the eyes.

Protibiæ long (♂) *Epepeotes*, Pasc.

Protibiæ not longer than the intermediate.

Lower lobe of the eye narrow .. *Nemophas*, Thoms.

Lower lobe of the eye round, ... *Psaromaia*, n. g.

Antennary tubers distant at the base ..... *Diochares*, n. g.

Antennæ shorter than the body (♂ and ♀) ..... *Epicedia*, Thoms.

Eyes small ..... *Himantocera*, Thoms.

Prothorax slightly toothed at the sides.

Anterior legs long ..... *Pelargoderus*, Serv.

Anterior legs short ..... *Paragnoma*, Bl.

Prothorax elongate.

Femora incrassate.

Antennæ plumose ..... *Psectrocera*, Pasc.

Antennæ not plumose ..... *Gnoma*, Fab.

Femora linear ..... *Mecotagus*, Pasc.

## BATOCCERA.

*Batocera*, Laporte de Castelnau, Hist. Nat. Ins. ii. 470.

*Caput* antice sub-transversum; clypeo distincto, supra arcuato; tuberibus antenniferis validis, divergentibus, basi contiguus. *Oculi* magni, profunde emarginati, parte inferiori os fere attingente. *Antennæ* ( $\delta$ ) sæpe corpore duplo longiores, scabræ, vel denticulatæ, articulorum apicibus aliquando spinoso-productis, ( $\phi$ ) breviores, minus rugosæ vel denticulatæ; scapo valido, apice incrassato et valde cicatricoso; articulo tertio cæteris multo longiori; sequentibus sensim brevioribus. *Prothorax* transversus, utrinque fortiter spinosus, basi bisinuatus, antice et postice transversim corrugatus. *Elytra* oblonga, apicem versus sensim attenuata, ( $\phi$  magis ovata), apicibus truncatis, sæpissime bispinosis, humeris productospinosis. *Pedes* longiusculi; *femora* sub-linearia, antica ( $\delta$ ) scabra; *tibiæ* anticæ curvatæ, ( $\delta$ ) subtus denticulatæ; *tarsi* breves, articulis tribus basalibus triangularibus, antici ( $\delta$ ) articulo primo extus producto, ultimo præcedentibus fere æquali. *Pro-* et *meso-sterna* simplicia. *Abdominis* segmento ultimo ( $\phi$ ) supra sæpissime detecto.

M. de Castelnau includes *Anoplosthæta* and *Plectrodera* in this genus, and consequently he is unable to take advantage of the very decided characters afforded by the antennæ and elytra, which at once distinguish *Batocera* from all the other genera in this sub-family. *Batocera rubus*, Lin.,\* the type, is found all over the East Indies, and extends from the Isle of France to Australia, (in the latter country, however, probably introduced, as it has been in Europe), but, oddly enough, it does not seem to have been met with by Mr. Wallace. The genus is one of the finest among the Coleoptera, *B. Wallacei* sometimes measuring eleven inches in length from the hind tarsi to the extremity of the antennæ; but at the same time, owing to various modifications of colour, it is one of the most difficult in regard to the differentiation of the species; in many cases it is impossible to distinguish them without the aid of a suite of specimens. The species are mostly found on fallen timber; and they fly about in the evening as well as in the hottest sunshine.

\* M. Kaup (Einige Ceramb. &c.) considers the *Lamia rubus*, Fab., to be distinct from the Linnæan species, and has named it *Batocera Wieneckii*.

§ Prothorax bimaculatus.

*Batocera octomaculata.*

*Lamia 8-maculata*, Fabricius, Ent. Syst. ii. 290.

*Batocera Sarawakensis*, J. Thoms. Arch. Ent. i. 452, pl. xix. fig. 2.

*B. fusca*, griseo-pubescent; scutello elytrisque maculis 8—10 niveis; horum apicibus oblique truncatis, angulo suturali mediocriter spinoso, angulo externo parum producto.

*Hab.*—Malacca, Sumatra, Borneo, Java, Banda.

Pale reddish-brown to dark brown, with a delicate uniform greyish or yellowish-grey pubescence; head impunctate, a pale yellowish rim round the eyes, with small black granules at short intervals; antennæ slightly pubescent, apices of the joints from the fourth to the eighth with two short spines, the ninth slightly dilated on one side; prothorax transverse, the breadth, including the spines, nearly twice the length; scutellum white; elytra of intermediate length, with four snowy-white spots in the middle line of each, more or less equally distant from each other and the base and apex, the second generally the largest and often accompanied by a smaller spot external to it, shoulders with a short spine directed outwards, apices slightly obliquely truncate, the sutural angle terminating in a moderately short spine, the outer angle only slightly produced, not spinous; body beneath pubescent, grey, a broad snowy stripe extending from the eye along the sides of the prothorax and sterna to the fourth abdominal segment; legs with a delicate grey pubescence.

Length 11—20 lines.

I have been unable to find any character to separate *B. octomaculata* and *B. Sarawakensis*, and am very doubtful as to the claims of the next following.

*Batocera Celebiana.*

J. Thomson, Arch. Ent. i. 453, pl. xx. fig. 1.

*B. fusca* vel nigro-fusca, griseo- vel ochraceo-pubescent; scutello elytrisque maculis 6—8 niveis; horum apicibus sinuatis, angulo suturali mediocriter spinoso, angulo externo parum producto.

*Hab.*—Tondano, Menado, Macassar.

The only character I can discover to distinguish this from the last is the sinuate apex of the elytron; I am not sure that it is per-

sistent. M. Thomson's description is from a female, of which he says that it is "more robust and shorter" than the preceding.

Length 12—25 lines.

*Batocera Thomsonii.*

Javet, Arch. Ent. i. 412, pl. xx. fig. 2.

*B. fusca*, obscure griseo-pubescent; scapo (♂) basin versus rugoso; scutello elytrisque maculis 4—6, præcipue duabùs in medio maximis, niveis, apicibus truncatis, angulis spinosis, (♀) minus productis; tibiis anticis (♂) modice elongatis.

*Hab.*—Sarawak, Singapore, Penang.

Dark brown, with a dull yellowish-grey pubescence; scape (in the males) roughly punctured at the base, the intervals rising into short irregular folds; other characters as in *B. octomaculata*, but the third joint of the antennæ is considerably longer in both sexes, and, in what are apparently the normal specimens, there is only one large spot in the middle of each elytron, with perhaps two or three mere points, not always the same number on both sides; the exterior spine at the apex is as large as the sutural in the male, and is only a little less so in the female; the fore and intermediate legs are also more robust and longer than in the preceding.

Length 15—24 lines.

*Batocera Victoriana.*

J. Thomson, Rev. et Mag. de Zool. 1856, p. 529; Arch. Ent. i. frontispiece.

*B. ferruginea*, tenuiter griseo-pubescent; scapo basin versus punctato, vix rugoso; elytris sub-elongatis, maculis plurimis flavescentibus vel miniaceis, basi nebulosis; tibiis anticis (♂) elongatis.

*Hab.*—Sarawak.

Reddish-ferruginous, with a thin uniform greyish pubescence; head and prothorax as in the preceding; scape closely and coarsely punctured at the base, but scarcely rugose; fourth joint of the antennæ (♂) with a strong spine at a right angle with the apex, fifth, sixth and seventh with a triangular short spine tipped by a short mucro, eighth and ninth also spined, but not mucronate; scutellum white; elytra rather elongate, with several pale yellowish or occasionally bright vermilion spots, the base clouded with yellowish; body beneath greyish or brownish, pubescent, the



broad lateral snowy stripe not extending beyond the first abdominal segment; anterior legs and especially the tibiæ elongate.

Length 28—30 lines.

The spots on this very distinct species are, I believe, always of a bright vermilion when the insect is living, and one of my specimens still retains that colour. It is longer and narrower than any of the preceding.

*Batocera metallescens.*

*B. fusco-metallica*, tenuiter ochraceo-pubescentis; scutello griseo-tomentoso; elytris cuneato-elongatis, in medio macula irregulari albo-tomentosa impressis.

*Hab.*—Macassar.

Dark brown, with a strong metallic gloss and a rather thin ochraceous pubescence; head and prothorax as in the preceding, but the latter less pubescent; antennæ more decidedly punctured and less scabrous, the apices of the joints somewhat enlarged but not produced; scutellum with a slightly silky yellowish-grey tomentum; elytra rather elongate, cuneate, or with the sides straighter and narrowing more rapidly posteriorly, each with a sunken irregular spot, having a close white tomentum at the bottom but not extending up to the level of the surrounding part; the lateral white stripe does not pass beyond the first abdominal segment; fore-legs moderately elongate.

Length 26 lines.

I have only a single specimen of this species, but its metallic gloss, the form of the elytra with the two impressed central spots, and the characters of the antennæ, leave no doubt as to its distinctness from everything else in the collection.

*Batocera pulverosa.*

*B. fusca*, griseo-pubescentis; elytris totis granulis nitidis tectis.

*Hab.*—Timor.

Dark brown or black, with a very pale grey or whitish pubescence; head roughly scored in front, the occiput and prothorax finely pubescent, the latter with two bright ochraceous spots; scutellum densely tomentose; elytra entirely covered (except close to the apices) with numerous small crowded glossy-brown granules, the pubescence filling the intervals, two or three patches—one, the most conspicuous, near the middle—with fewer granules, apices sub-sinuate, the sutural angle slightly produced; body beneath with a greenish-grey pubescence, the lateral stripe

gradually becoming obsolete on the abdomen; legs pubescent, pale greyish; antennæ thickened at the apices of the joints in the male, the third to the tenth joints inclusive shortly bispinous.

Length 29 lines.

This, I believe, is the only species, in which the elytra are entirely covered with granules.

*Batocera Rosenbergi.*

Kaup, Einige Ceramb. der Grossherzogl. Samml. zu Darmstadt, p. —, tab. ii. fig. 4.

*B. nigra, nitida, sub-glabra*; elytris impresso-fulvo-maculatis vel vittatis.

*Hab.*—Flores.

Black, shining, sub-glabrous; head coarsely punctured in front, the occiput with a few shallow punctures; prothorax with two fulvous spots; scutellum black, with a large obcordiform sulphur-yellow pubescent spot at the apex; elytra thickly punctured, the punctures filled in with short whitish hairs, with four oblong ochraceous tomentose spots on each, the posterior forming a long stripe, all, especially the last, strongly indenting the elytron, apices obliquely truncate, the sutural angle forming a short spine; body beneath black, with a thin greyish pile; lateral stripe continued to the last abdominal segment; antennæ thickened at the apices of the joints in the male, and shortly bispinous.

Length 26 lines.

§§ Prothorax immaculatus.

*Batocera Orpheus.*

? *Batocera æneo-nigra*, J. Thomson, *Arcana Naturæ*, p. 71.

*B. purpureo-nigra, nitida*; scutello concolore; elytris vage et confertim punctatis, punctis setuliferis, maculis impressis flavo-tomentosis ornatis, apicibus truncatis, angulo suturali spinoso.

*Hab.*—Morty, Batchian, Ternate.

Dark purplish-black, shining; head and scape coarsely punctured, the intervals forming irregular ridges, third and fourth joints of the antennæ scabrous, shining, the remainder opaque, pale brownish, except at the apices, which are black shining and thickened, each furnished with two short spines, the last only excepted; prothorax with a fringe of bright-yellow hairs at the apex, without

spots of any kind ; scutellum glabrous or with a few hairs on the apex ; elytra rather elongate, glabrous, closely covered with small punctures each having a minute whitish bristle or hair, several rather small impressed spots filled with an ochraceous tomentum, apices truncate, the sutural angle spined ; body beneath black, shining, the segments of the abdomen and the various pieces of the sterna bordered with ochraceous hairs, no lateral stripe ; legs mostly glabrous, except on the lower edges of the tibiæ.

Length 29 lines.

A noble and very distinct species. Three of my specimens are nearly without pubescence ; there is a little along the suture in another, while in the fifth (a female) the pubescence is general, only interrupted by the granules at the base of the elytra, and the punctures over the remainder.

*Batocera Gerstaeckerii.*

J. Thomson, Syst. Ceramb. p. 551.

*B. fusca* ; elytris fusco-brunneis, nitidis, pube grisescente interrupta tectis ; infra subtiliter brunneo-pubescentis ; apicibus articulorum antennarum (♂) 4—6-spinosis.

*Hab.*—Sula.

Dark brown ; head and prothorax covered with a delicate dark-greyish pile, the latter immaculate ; scutellum, base and sides of the elytra fulvous-grey, rest of the elytra with a pale whitish-grey tomentum, interrupted by large irregular glabrous shining blotches, three on each ; body beneath chocolate brown, with a short silky pubescence, the white lateral stripe extending to the last abdominal segment ; antennæ with the apices of the joints thickened and armed with from four to six or more short spines.

Length 27 lines.

The glabrous glossy patches on the elytra seem to be distinctive of this species.

*Batocera Orcus.*

*B. fusca* ; elytris pube brevi ochracea vel ochraceo-grisca tectis, maculis circa 6 niveis in medio et postice sitis ornatis ; linea laterali prothoracis obsoleta.

*Hab.*—Ceram.

Dark brown ; head and prothorax with a short grey pile, the former rugose in front, the latter immaculate ; scutellum with a yellowish-grey tomentum ; elytra rather elongate, with a short

ochraceous or greyish-ochraceous pubescence, with about six snowy spots behind the middle and posteriorly; granules at the base small, apices truncate, the sutural angle shortly spinous; body beneath reddish-brown, pubescence thin and greyish, the white lateral line absent from the head and prothorax, and varying according to the light on the abdomen; apices of the joints of the antennæ mostly thickened and shortly bispinous; legs slightly pubescent, that on the lower part of the tibiæ tinged with ferruginous.

Length 33 lines.

The last antennal joint of the female is in my specimen thickened and somewhat falcate. This species is best distinguished from the others in this section of the genus by the white spots on the elytra, and the absence of the lateral stripe from the head and prothorax.

*Batocera Ammon.*

*B. fusca*, pube ochraceo-grisea tecta; elytris punctulatis, basi et lateribus exceptis, albido-pubescentibus; linea laterali prothoracis obsoleta.

*Hab.*—Amboyna.

Allied to the preceding, but there are no white spots on the elytra, which are closely covered with a short whitish pubescence, except at the base and sides, which are ochraceous; numerous small punctures in patches are scattered over their surface, the punctures being very distinct notwithstanding their small size, and in nowise hidden by the pubescence; apices obliquely truncate, the sutural angle rather broad and slightly produced; body beneath and femora luteous, covered with a very regular and delicate fawn-coloured pile, rest of the legs darker; sides of the sterna with a broad white lateral stripe; antennæ incrassated at the apices of the joints and shortly bispinous.

Length 27 lines.

The very distinct punctuation of the elytra, with the uniform pubescence, differentiates this species from every other in my collection.

*Batocera Wallacei.*

J. Thomson, Arch. Ent. i. 447.

*B. nigra*, nitida; capite, prothorace supra, elytris que lateribus et

regione suturali ochraceo-tomentosis; partibus aliis elytrorum maculis numerosis (aliquando fere obsolete) niveis.

*Hab.*—Aru, Key, Matabello.

Black, shining; head and disk of the prothorax covered with a short ochraceous tomentum, the latter immaculate; scutellum subscutiform, ochraceous; elytra rugosely punctured, the sutural region and sides with an ochraceous tomentum, the interval glabrous and glossy black, more or less spotted with snowy-white; sometimes the spots are nearly connected throughout, forming an irregular stripe from the base to the apex, or (passing through many stages) they are nearly obsolete, the ochraceous tomentum extending more or less over the whole, or the tomentum is nearly absent altogether; body beneath with a greyish pubescence, the lateral stripe extending from the prothorax to the end of the abdomen; antennæ sometimes nearly three times the length of the body, very scabrous, the apices of the joints thickened, strongly produced on one side, and furnished with two or three stout spines.

Length 22—34 lines.

This is probably the finest species of the genus; it is very variable in size and colour, but in all cases preserves a certain distinctive character not to be mistaken.

#### *Batocera Meleager.*

*B. fusca*, pube fulva tecta; elytris ampliatis, punctis numerosis ferrugineis collocatis, apicibus bispinosis.

*Hab.*—Bouru.

Brown, with a short close tawny pubescence; head slightly rugose between the eyes; prothorax immaculate; scutellum broad at the base, coarsely and entirely pubescent; elytra large and convex, speckled with numerous rusty shining points, which are more or less crowded together, forming large irregular patches, these points at the base are chiefly composed of the usual granular projections which gradually lose this character and become at the middle little transverse impressions and towards the apex ordinary punctures, but in all cases surrounded by a slight glabrous space except along the sides, where the pubescence is darker and more condensed; apices truncate, each angle ending in a strongly-marked spine; body beneath and legs tawny, no trace of a lateral stripe; antennæ with three or four short spines on each of the thickened apices of the joints.

Length 34 lines.

*Batocera læna.*

J. Thomson, Arch. Ent. i. 450.

*B. nigra*, nitida, pube fulvo-ferruginea tecta; elytris trigonatis, vage punctatis, niveo-maculatis, maculis sæpissime sex vel aliquando fere obsoletis, apicibus truncatis, spina suturali elongata.

*Hab.*—Aru.

Black, shining, with a yellowish-ferruginous pubescence; head dark tawny, rather rugose in front; prothorax immaculate, strongly transversely sulcate, the disk corrugated; scutellum fulvous; elytra trigonate, granules rather large at the base, gradually passing into punctures at the middle; with impressed spots filled with a snowy-white tomentum, usually three on each, sometimes nearly obsolete, with every variety between; spines truncate, with the sutural angle spined, the external broadly apiculate; body beneath pubescent, fulvous, lateral stripe absent from the head; legs and antennæ thinly pubescent.

Length 20—26 lines.

Resembles *B. octomaculata*, but the elytra are more trigonate, and, *inter alia*, the prothorax is immaculate and the head without the white blotch behind the eyes.

*Batocera cinnamomea.*

*B. fusca*; capite, prothorace, antennisque basi pallide cinereo-pubescentibus; scutello albo-tomentoso; elytris ferrugineis, pube cinnamomea dense tectis.

*Hab.*—Sula.

Dark brown; head, prothorax, and base of the antennæ with a thin ashy pubescence; scutellum densely tomentose, white; elytra reddish-ferruginous, covered with a dense brownish-fulvous or cinnamon-coloured pubescence, rather lighter at the base and furnished with a few granules only, the rest of the elytra impunctate, the apex slightly sinuate, with the sutural angle spined; head impunctate; prothorax without any spots, its centre rather free of irregularities; body beneath with a white silvery pubescence, no distinct lateral stripe; legs with a thin ashy pile.

Length 36 lines.

There is only a female specimen in this collection, but the uniform cinnamon pubescence of the elytra is sufficiently distinctive to keep it apart from any other known to me.



*Batocera Attila.*

*B. fusca*, pube cinerea tecta; prothorace fere obsolete sulcato; elytris fusco-plagatis, apicibus truncatis, spina suturali elongata.

*Hab.*—Sumatra, Java.

Brown, with a short pale ashy pubescence; head smooth, sparsely pubescent; prothorax with the transverse grooves nearly obsolete, two slight impressions in the male marking the usual position of the discal spots; scutellum very obtuse at the apex; elytra with a short pale ashy or whitish pubescence, with several irregular brownish blotches, the apices obliquely truncate, with the sutural angle prolonged into a slender spine; body beneath covered with an uniform fawn-coloured pubescence, the lateral stripe not very distinctly separated from it; legs pubescent, pale ashy; antennæ, except the first and second joints, ferruginous, with a thin ashy pubescence, the apices of the joints, especially the third and fourth, thickened, of a darker colour, and with three or four short spines to the majority of them.

Length 23 lines.

I have not been able to refer this to any of M. Thomson's species.

*Batocera Hercules.*

*Lamia Hercules*, Boisduval, Voy. de l'Astrol. p. 495.

*B. nigra*, nitida, pube brevi albida tecta; elytris validis, impunctatis, basi pauci-granulatis, cæteris pube densa uniformi vestitis.

*Hab.*—Menado.

Black, shining, covered with a short pearly-white pubescence, particularly close and uniform on the elytra; head between the eyes black and remotely punctured; prothorax impunctate, with a single transverse groove anteriorly, and a transverse undefined impression posteriorly; scutellum white; elytra entirely impunctate, with only a few small granulations at the base, the sides slightly tawny, apices emarginate, the sutural angle with a small spine; body beneath with a thin silvery pile, the white lateral stripe distinct on the head and prothorax; legs and antennæ black, partially pubescent.

Length 40 lines.

The largest and one of the most decided species of the genus. *B. Una*, White, appears to be very nearly allied.



*Batocera leonina.*

J. Thomson, Syst. Ceramb. p. 551.

(?) *B. Whitei*, Kaup, Einige Ceramb. &c., p. —, tab. iii., fig. 7.

*B. ferruginea*, fulvo-tomentosa; elytris immaculatis, apicibus bisinuatis et bimucronatis; scapo antennarum haud cicatricoso.

*Hab.*—Menado.

Derm reddish-ferruginous, covered with a close bright fulvous tomentum; vertex granulated; prothorax immaculate, strongly grooved and corrugated transversely; scutellum transverse; elytra nearly parallel at the sides, (♀) very uniformly covered with tomentum, except the usual granules at the base, the apex of each bisinuate, each angle ending in a well-defined mucro; body beneath and legs with a tawny pubescence, no lateral stripe; antennæ (♀) with scarcely any trace of spines, or in anywise scabrous, the scape without a cicatrix.

Length 27 lines.

My description, like M. Thomson's, is made from a female; but the species is distinguished by the absence of the cicatrix on the scape; the antennæ are about two-thirds longer than the body.

There is in the collection the female of another and apparently distinct species, which is uniformly covered with a thin yellowish-grey pubescence, has the apices of the elytra acutely bispinous, and the antennæ ringed with ashy. It stands under the provisional name of *Batocera Claudia* in my cabinet.

MEGACRIODES.

Characteres ut in *Batocera*, sed antennæ muticæ, et elytra postice sensim attenuata, humeris haud spinosis.

The two examples of the type of this genus in my collection, the only ones I am acquainted with, appear to be females, so that the character of the male antennæ remains to be ascertained. In the female, however, they are perfectly mutic, except the minute spines at the apices of some of the joints, and in this respect, as well as in the non-spinous shoulders, the genus differs essentially from *Batocera*. Mr. Wallace informs me that the spots on this insect when alive were of the richest yellow; one of my specimens still preserves much of this colour, in the other they are pure white. These spots are formed by a singularly dense and matted pubescence.

*Megaeriodes Saundersii.* (Pl. XII. fig. 1.)

*M. niger*, nitidus, pube subtilissima cinerea indutus, macula oculata in medio prothoracis et maculis octo elytrorum croceis.

*Hab.*—Sumatra.

Black, shining, with a very thin and apparently deciduous ashy pile; head with a border of yellowish hairs in front and below the eye; prothorax with a large oculate spot in the centre, nearly touching the base and apex; scutellum densely pubescent; elytra with numerous granules at the side near the shoulder, and a few at the base, each with four large round spots extending nearly from the base to the apex, the latter truncate, with its two angles spinous; body beneath greyish-black, a pure white broad stripe at the side extending from the eye to the last abdominal segment; antennæ and legs black.

Length 22 lines.

## APRIONA.

Chevrolat, Rev. et Mag. de Zool. 1852, p. 414.

Characteres ut in *Batocera*, sed antennæ in utroque sexu fere æquales, lævigatæ, scapo leviter cicatricoso; elytra parallela, humeris dentatis, haud spinosis; et tibiæ anticæ haud denticulatæ.

*M.* Chevrolat describes the antennæ as 12-jointed, which is erroneous, and the eye as deltiform, which is true only with reference to the small  $\delta$ , not the capital  $\Delta$ . The genus is a very natural one, having for its type *A. Germari*, Hope (*Lamia*).\*

*Apriona cinerea.*

Chevrolat, *op. cit.* p. 416.

(?) *Batocera* (*Apriona*) *flavescens*, Kaup, Einige Ceramb. &c., p. —, tab. iii. fig. 6.

*A.* supra omnino pube cinerea vestita; prothorace haud plicato.

*Hab.*—Mysol.

Testaceous, covered with a close uniformly greyish pile (not

\* *Monohammus gravidus*, Pasc. Trans. Ent. Soc. ser. 2, iv. 245, from North China, must, I think, form a new genus allied to *Apriona*. The following diagnosis will serve to differentiate it:—

## MEGES.

Characteres ut in *Apriona*, sed scapus valde cicatricosus, oculi mediocres, lobo inferiori angustato, et tarsi articulo ultimo præcedentibus multo brevioribus.

ashy); sides of the prothorax and of the sterna chalky-white; head, prothorax and elytra impunctate, a few small granules on the prothorax, and a few larger granules on the shoulders, apices nearly round, but the sutural angle terminating in a short tooth; antennæ either ringed with ashy or unicolorous.

Length 20 lines.

## SAROTROCERA.

*Sarothrocera*, White, in Low's "Sarawak, &c." App. p. 414.

*Caput* antice quadratum; clypeo brevissimo, tuberibus antenniferis validissimis, modice divergentibus. *Oculi* mediocres, angustati, parte inferiore ore remota. *Antennæ* fimbriatæ, corpore paulo longiores; scapo obconico, incrassato; articulo tertio armato, scapo longiore; cæteris gradatim decrescentibus. *Prothorax* parvus, quadratus, utrinque fortiter spinosus, supra haud sulcatus. *Elytra* ampliata, lateribus fere parallelis, humeris prominentibus, apice rotundato. *Pedes* fere æquales; *femora* et *tibiæ* compressæ; *tarsi* dilatati, articulo ultimo magno. *Pro-* et *meso-sterna* simplicia.

Mr. White compares this genus to *Cerosterna* and *Batocera*; it is, however, very distinct, and scarcely suggests an affinity to these more than to any other genera of the sub-family.

*Sarothrocera Lowii.*

White, *op. cit.* p. 415, fig. 2.

*S. densissime pubescens*, sub-sericea, omnino cinnamomea.

*Hab.*—Sarawak.

Very closely covered by a short, very uniform, slightly-silky, rich cinnamon-brown pubescence, a little paler on the head, prothorax, and under parts, the scutellum pale greyish; several small raised points at the base of the elytra, which are impunctate; scutellum rather narrow; fringe of the antennæ dark brown, terminating at the seventh joint.

Length 20 lines.

## NEMOPHAS.

*Nemophas*, J. Thomson, Syst. Ceramb. p. 75.

*Caput* antice sub-quadratum; clypeo brevissimo; tuberibus antenniferis validis, paulo divergentibus. *Oculi* mediocres, lobo inferiori angustato. *Antennæ* (♂) longissimæ, glaberimæ; scapo apicem versus incrassato, cicatricoso; articulo tertio multo longiore; quarto tertio æquali; cæteris paulo

brevioribus, ultimo longissimo; (♀) corpore longiores, articulo quarto tertio brevioribus; ultimo præcedente paulo longiore. *Prothorax* transversus, utrinque fortiter spinosus, apice uni- et basi bi-sulcatus. *Elytra* convexa, apicem versus angustiora, apice rotundata. *Pedes* robusti, æquales; *femora* linearia; *tibiæ* anticæ vix curvatæ; *tarsi* dilatati, articulo ultimo mediocri. *Prosternum* simplex. *Mesosternum* elevatum, productum.

The principal characters of this genus are the great length of the antennæ in the males, and the linear femora, which, as well as the tibiæ and tarsi, are only slightly variable in length in all the legs. The nearly straight anterior tibiæ and more or less elevated mesosternum are also to be remarked in conjunction with other characters. Two very fine and noble species, but varying very much in size, are comprised in this genus; three others, which I have also referred to it, must for the present remain somewhat doubtful, as I have seen only one example of each, and these are so remarkable that I have given a figure of each.

*Nemophas batoceroïdes.*

J. Thomson, Syst. Ceramb. p. 75.

B. aterrima, nitida; prothorace et corpore subtus læte ochraceo-pubescentibus.

*Hab.*—Timor.

Black, shining, glabrous, prothorax and body beneath covered with a dense, bright ochraceous-yellow pubescence; head minutely glabrous; prothorax with one anterior and two posterior transverse grooves, a black glabrous spot in the centre, and a few black glabrous points behind on each side (as in *Psaromaia*); elytra with a few granules at the base, which are gradually replaced by punctures becoming less and less marked towards the apex; legs and antennæ nearly glabrous, black.

Length (♂) 21 lines (of the antennæ 56 lines, together nearly 6½ inches).

*Nemophas Grayii.* (Pl. XIII. fig. 1.)

*Monohammus Grayii*, Pascoe, Proc. Ent. Soc. 1859, p. 54.

N. aterrima; prothorace antice, elytris que fasciis quatuor vel quinque læte ochraceo-pubescentibus, his chalybeatis.

*Hab.*—Amboyna.

Deep black, shining, a slight steel-blue tint, especially on the elytra, varied with pubescent ochraceous-yellow bands; head

with a minute black pubescence ; prothorax black at the base, the portion in front of the lateral spines ochraceous ; scutellum triangular, rounded at the apex, black ; elytra remotely punctured, very glossy, in the type three ochraceous bands, the base and apex with a few ochraceous hairs only, forming two or three indefinite spots but chiefly on the apex, in the specimen figured they have nearly changed places ; in all the examples which have fallen under my notice the bands have not exactly corresponded on the two elytra ; body beneath glabrous, black, with traces of a few ochraceous pubescent patches ; legs steel-blue ; antennæ black.

Length (♂) 20 lines (antennæ 58) — a smaller individual 12 lines (antennæ 24).

*Nemophas incensus.* (Pl. XIII. fig. 5.)

*N. niger*, pube sparsa interrupta cinerea tectus ; elytris fasciis duabus vel tribus nigris, glabris.

*Hab.*—Morty.

Black, covered with a thin ashy pubescence, which is interrupted on the elytra so as to form two or three bands ; head and prothorax ashy, the latter with a dark line across the middle ; scutellum broadly rounded at the apex, ashy ; elytra with one band near the base, the second in the middle, between the latter and the apex an indefinite glabrous patch—possibly from abrasion ; body beneath with an uniform ashy pile ; legs and antennæ black, the former minutely pubescent.

Length (♂) 14 lines.

*Nemophas leuciscus.* (Pl. XIII. fig. 4.)

*N. niger*, pube interrupta pallide ochracea tectus ; elytris regione suturali transversim nigro-variis.

*Hab.*—Batchian.

Black, covered above with a rather dense pale-ochreous pubescence, leaving, however, glabrous black irregular patches on the elytra ; head uniformly pubescent, the cheeks and face tinged with fulvous ; prothorax with two dark bands, owing to the sparser pubescence ; scutellum rounded at the apex, partially pubescent ; elytra remotely punctured, two principal patches on the suture, one at the base, the other at the middle, between them three or four slender transverse lines, posteriorly a few spots forming an indefinite longitudinal line on each side of the suture ; body

beneath with an uniform bright-fulvous pile; legs and antennæ with a delicate greyish pubescence.

Length (♀) 16 lines.

*Nemophas lethalis.* (Pl. XIII. fig. 2.)

*N. niger*, pube brevi fumea tectus; elytris ferrugineo-plagiatis.

*Hab.*—Morty.

Black, rather thinly covered with a short smoke-coloured pubescence; head and prothorax uniformly pubescent; the latter with the transverse grooves nearly obsolete; scutellum narrowly triangular; elytra sparingly punctured, each with three large rusty-brown patches, very nearly forming bands, but interrupted at the suture and more or less broken up at the sides, also a few smaller spots posteriorly; body beneath, antennæ and legs black, shining, clothed with a very thin ashy pubescence.

Length (♂) 14 lines.

PELARGODERUS.

*Pelargoderus*, Serville, Ann. Soc. Ent. Fr. 1835, p. 72.

*Rhamses*, J. Thomson, Arch. Ent. i. 177.

*Caput* exsertum, antice quadratum, tuberibus antenniferis validis, suberectis. *Oculi* mediocres. *Antennæ* (♂) longissimæ; scapo incrassato, valde cicatricoso; articulo tertio duplo longiore; quarto fere tertio æquali; quinto, sexto et septimo gradatim longioribus; octavo, nono et decimo multo brevioribus, ultimo elongato; (♀) articulo tertio longiore, cæteris gradatim decrescentibus. *Prothorax* oblongus, lateribus paulo ampliatis et plus minusve dentatis vel spinosis. *Elytra* subtrigonata (♂), sub-parallela (♀), apicibus rotundatis vel paulo angulatis. *Pedes* elongati, præsertim antici; *femora* linearia; *tibiæ* anticæ arcuatæ, subtus denticulatæ, apice intus dentatæ; *tarsi* sub-æquales, antici (♂) valde dilatati. *Prosternum* simplex. *Mesosternum* paulo elevatum.

This fine genus seems to have been misunderstood by authors, and another set referred to it, apparently in ignorance of Serville's type, while the more recently described species have been brought together by M. J. Thomson under the name of *Rhamses*. The principal characters distinguishing this genus from *Monochamus* are the long anterior legs of the males, the tibiæ of which are denticulated along the lower edge and armed near the apex with a strong tooth. With regard to the armature of the prothorax,

this is one of those genera in which the lateral tooth seems to be only of specific importance, as it varies from a mere point to a well-marked spine. All the species have the elytra granulate at the base, and the punctures rapidly disappearing towards the apex. The females as usual have fuller and more parallel elytra, with antennæ rarely more than a half as long again as the body, while in the males they are often more than three times as long.

*Pelargoderus vittatus.*Serville, *op. cit.* p. 73.

*P. nigrescens*, pube subtilissima tectus ; elytris vitta pubescente grisea a humeris usque ad apicem.

*Hab.*—Bouru (and Java).

Blackish, apparently glabrous except the stripes on the elytra, but in reality covered with an extremely short, loose pubescence scarcely distinguishable in colour from the derm ; head finely punctured ; prothorax slightly corrugated, the lateral tooth reduced to a point ; elytra with a few granules on the base, finely and rather distantly punctured, a greyish densely-pubescent stripe extending from the shoulder to the apex ; body beneath slightly nitid, and with the legs and antennæ blackish.

Length 14 lines.

The only species with a long grey stripe.

*Pelargoderus Arouensis.*

*Rhamses Arouensis*, J. Thomson, Arch. Ent. i. 446, pl. xvii.  
fig. 8.

*P. fuscus*, sparse griseo-pubescent, maculis flavescens in distinctis irroratus ; prothorace utrinque obsolete dentato ; elytris pone medium plaga fusca obliqua, apicibus angulatis.

*Hab.*—Aru.

Brown, with a short irregular greyish pubescence indistinctly speckled with fulvous, and behind the middle of each elytron a large oblique dark brown patch, sometimes nearly obsolete ; prothorax with a very small tooth on each side ; scutellum with a smooth stripe in the middle ; each apex of the elytra terminating in an obtuse angle ; body beneath and legs speckled as on the upper surface.

The angular apices of the elytra and the nearly obsolete prothoracic tooth are together peculiarly characteristic of this species.

Length 16 lines.



*Pelargoderus Hector.**Monohammus Hector*, Pascoe, Journ. of Ent. i. 343.

*P. fuscus*, griseo-pubescent, fulvo-maculatus; elytris pone medium macula media nigra, apicibus rotundatis.

*Hab.*—Ceram, Amboyna.

Brown, with a short regular greyish pubescence, speckled with fulvous, a round black spot on each elytron behind the middle; prothorax with a small but very distinct tooth on each side; scutellum with a central glabrous stripe; each elytron rounded at the apex; body beneath and legs with a yellowish-grey pubescence.

Length 18 lines.

The rounded apices of the elytra differentiates this species from the last and from the two following, which have also similar spots on the elytra.

*Pelargoderus bipunctatus.**Lamia bipunctata*, Schönherr, Syn. Ins. App. p. 177.

*P. fuscus*, pube olivacea tectus; prothorace utrinque dente parvo instructo; elytris pone medium macula rotunda nigra nitida, apicibus angulatis.

*Hab.*—Java.

Brown, with a short regular olive-brown pubescence, behind the middle of each elytron a round black shining spot; tooth of the prothorax small but very distinct; scutellum whitish, the centre glabrous; elytra ending at each apex in an angular point; body beneath and legs with a thin greyish pubescence; antennæ dark ferruginous.

Length 14 lines.

The type of M. J. Thomson's genus *Rhamses*.

*Pelargoderus Alcanor.**Monohammus Alcanor*, Newman, Entom. i. 277.

*P. fuscus*, pube pallidiore vestitus; prothorace utrinque dente minuto; elytris fulvo-irroratis, pone medium macula rotundata nitida, apicibus sub-truncatis.

*Hab.*—Macassar (and Manilla).

Brown, covered with a short rather dense yellowish-brown pubescence, distinctly speckled with fulvous on the elytra, each having a dark glossy round spot behind the middle; pubescence of the head and prothorax interrupted, spine on each side of the

latter small but very distinct; apices of the elytra slightly truncated obliquely on the inner side; body beneath and legs with a fulvous-brown pubescence.

Length 9—13 lines.

The apices of the elytra are less decidedly angulated in this species, and the prothorax is more cylindrical, or less rounded at the sides, than in *P. bipunctatus*, to which it bears a close resemblance.

*Pelargoderus meleagris.*

*P. niger*, nitidus, pube alba varius; prothorace utrinque valide dentato; elytris pone medium macula nitida, albo-annulata, apicibus sub-truncatis.

*Hab.*—Tondano.

Black, shining, varied with white hairy lines or patches, those on the head and prothorax forming a large kind of net-work, the intervals being glabrous and irregularly punctured; the tooth on each side of the prothorax strong and prominent; scutellum hairy, rounded behind; elytra mostly spotted with white, behind the middle a round glabrous shining spot surrounded by a white ring, near the apex another enclosed but irregular spot, apices sub-truncate; body beneath with an ochreous-white pubescence; legs and antennæ with a shorter and more scattered pubescence.

Length 14 lines.

Readily distinguished by the peculiar distribution of its pubescence.

*Pelargoderus Ceramensis.*

*Rhamses Ceramensis*, J. Thomson, *Essai*, &c., p. 361.

*P. niger*, nitidus; elytris maculis albis pubescentibus irroratis, apicibus rotundatis; prothorace utrinque dente valido.

*Hab.*—Ceram.

Black, shining, the elytra only with white pubescent spots; head glabrous, with small dispersed punctures; prothorax also glabrous and finely punctured, except two smooth slightly pubescent central stripes; scutellum rounded behind, white; elytra with numerous white spots, sometimes nearly absent at the base, the apices rounded; body beneath and legs black, nitid, nearly glabrous; antennæ glabrous.

Length 16 lines.

A nearly glabrous species, especially underneath.

## PARAGNOMA.

*Paragnoma*, Blanchard, Voy. au Pôle Sud, iv. 298.

Characteres ut in *Pelargodero*, sed *antennæ* haud elongatæ, *pedes antici* haud elongati, *tibiæ* muticæ, et *mesosternum* elevatum.

If these characters apply to the male the genus is perhaps a good one; otherwise the few specimens I have seen, as well as the figure given by M. Blanchard, might very well pass for females of a species of the previous genus. They are particularly like the female of *Pelargoderus Arouensis*.

*Paragnoma acuminipennis.*

Blanchard, *l. c.*, pl. xvii. fig. 9.

*P. brunnea*, maculis pubescentibus ochraceis irrorata; elytris pone medium macula magna obliqua pallida, antice fusco-marginata; apicibus spinosis, suturam versus excisis.

*Hab.*—Aru.

Reddish-brown, shining, sprinkled with ochraceous pubescent spots; head with a large pubescent buff-coloured patch beneath each eye; prothorax with obscure stripes on the disk, the lateral tooth reduced to a nearly obsolete point; scutellum dark brown in the middle; elytra spotted with ochraceous, behind the middle a large oblique pale-ochraceous patch, bordered anteriorly with brown, the apex of each elytron spined, but emarginate towards the suture; body beneath and legs closely spotted with ochraceous; antennæ yellowish-brown, about a third longer than the body.

Length 11 lines.

## PROTEMNEMUS.

*Protemnemus*, J. Thomson, Syst. Ceramb. p. 81.

*Caput* mediocre, clypeo fere truncato; tuberibus antenniferis validis, basi approximatis. *Oculi* magni. *Antennæ* elongatæ, scapo cylindrico, apice sub-cicatricoso; articulo tertio scapo multo longiore; sequentibus, ultimo excepto, gradatim brevioribus. *Prothorax* inæqualis, lateraliter valde spinosus. *Elytra* modice elongata, supra planata, humeris dentata, lateribus subito declivia et spinis armata, apicibus bispinosa. *Pedes* validi, elongati; *femora* sub-lineararia; *tibiæ* anticæ cæteris vix longiores; *tarsi* sub-æquales. *Prosternum* simplex. *Mesosternum* elevatum, dentatum.

Olivier described and figured the type species of this genus many years ago, but until Mr. Wallace sent it to England with two new species, it remained otherwise unknown. The genus is remarkable for the almost perfect flatness of the disk of the elytra, which is suddenly bent down at the sides at a right angle (less marked however in *P. lima*), and the sharp ridge thus formed is furnished with a row of short sharply-pointed spines, and at the sides or above with more spines. These species appear to be very rare; I have only seen them in my own collection.

*Protelmemus scabrosus.*

*Cerambyx scabrosus*, Olivier, Ent. iv. no. 67, p. 8, pl. x. fig. 70.

*P. brunneus*, pube squamiformi rufo-grisea tectus; elytris valde planatis, ante medium paulo transversim excavatis, angulo discoidali acuto, ad latera versus apicem plaga magna rufo-fusca.

*Hab.*—Saylee, Dorey.

Reddish-brown, closely covered with a scale-like reddish-grey pubescence, and with small partially erect hairs scattered amongst it; head dark brown behind the eyes; prothorax very irregular, with three especially well-marked tubercles, coarsely granulate, the granules dull black, nearly concealed by the pubescence, and with a deep preapical transverse groove; scutellum small, angular, transverse; elytra very flat above, somewhat concave between the base and middle, a few spines on each side of the scutellum forming a kind of crest, and five or six on each side in a line with the discoidal angle, which is furnished with about a dozen of them, another line of spines on the declivity of the side and a few at the shoulder; the discoidal angle, terminating abruptly beyond the middle, is succeeded by a large, somewhat triangular, brown patch, which extends nearly to the apex; body beneath and legs with a close brownish-yellow pubescence, speckled with single hairs of a paler colour scattered amongst it as on the back; the legs, especially the femora, are also marked with numerous short nitid raised lines, in some parts mixed with granules; this mixed kind of pubescence, together with the lines and granules, are also found on the three basal joints of the antennæ, but on the remainder the pubescence is uniformly close, and greyish on a pale testaceous-brown surface.

Length 18 lines; of the antennæ (♂) 33 lines, (♀) 24 lines.

*Protelmemus lima.*

*P. fuscus*, ampliatus (♀?), pube squamiformi obscure-grisea tectus; elytris planatis, medio paulo convexis, angulo discoidali minus acuto, ad latera versus apicem plaga magna fusca.

*Hab.*—Goram.

This specimen is a female, and compared with the female of the preceding species it differs in its larger size with much larger elytra proportionally, duller pubescence with less scale-like hairs, the elytra slightly convex along the middle of the flattened part, the discoidal angle less prominent, with fewer spines generally, and the legs and antennæ with fewer and less prominently raised lines, with no admixture of granules, except perhaps a few on the scape.

Length 23 lines; of the antennæ (♀) 32.

*Protelmemus pristis.*

*P. fuscus*, dense pubescens, albidus, griseo-nebulosus; elytris planatis, in medio paulo convexis, angulo discoidali acuto, spina externa apicali producta.

*Hab.*—Aru.

Narrower than the preceding, dark brown, closely covered with a whitish pubescence faintly clouded with grey, the sides much darker; head and prothorax speckled with a few glabrous black spots, the latter less rugose and without the preapical transverse groove of the other species; scutellum small, sub-scutiform; elytra finely punctured, the flattened part slightly convex along the suture, with fewer spines than *P. scabrosus*, and without the brown patch, the outer spine at the apex produced; body beneath and legs more sparsely pubescent, brownish-grey, the latter and the antennæ with raised lines and granules as in *P. scabrosus*.

Length 14 lines.

## PERIAPTODES.

Characteres ut in *Protelmemo*, sed *elytra* sub-depressa, haud planata, lateribus rotundatis, inermibus, apicibus solis extus spinosis.

From *Monochamus* this genus, like *Protelmemus*, differs in its large eyes, the lower lobe being nearly contiguous to the mouth, and its toothed mesosternum. The three species described below are unfortunately in each case limited to a single specimen, and

are nearly allied, especially the first two. Like *Protemnemus* they are all furnished above with a greyish scale-like pubescence not quite covering the dark-brown derm beneath. The antennæ of the male are a little longer than those of the female.

*Periaptodes lictor.* (Pl. XIV. fig. 3.)

*P. griseatus*; prothorace haud rugoso, longitudine latitudini æquali; elytris sub-angustatis, humeris dente transverso instructis, granulis minutis vage dispersis; scapo antennarum haud rugoso.

*Hab.*—Dorey.

Covered above with minute uniformly arranged greyish scales; head rather narrow, the pubescence in front hairlike; prothorax not broader than the head, about equal in length and breadth, exclusive of the long narrow lateral spine which arises from a small base, the disk tolerably equal and without granules; scutellum triangular, covered with a buff tomentum; elytra rather narrow, the base with a large brown cordate blotch, common to both, an oblique brownish band, shading off insensibly behind, beginning near the shoulder and terminating at the suture about the middle, a few minute granules anteriorly, and here and there a pale grey setulose hair, the tooth at the shoulder small and transverse, the spine at the obliquely truncated apex produced; body beneath chesnut-red, with a coarse grey pubescence, the pale setulose hairs more numerous, the legs and three basal joints of the antennæ furnished with pubescence of the same character but more dense, the remainder of the antennæ densely pubescent without the setulose hairs.

Length 12 lines.

*Periaptodes testator.*

*P. griseatus*; prothorace haud rugoso, longitudine quam latitudine paulo breviori; elytris vix angustatis, humeris dente obliquo instructis, granulis minutis vage dispersis; scapo haud rugoso.

*Hab.*—Dorey.

Broader than the last; the prothorax slightly transverse, the scutellum glabrous in the middle, the humeral tooth directed obliquely forwards, the blotch at the base bilobed, and the apex nearly transversely truncate, are the principal characters which differentiate this species from *P. lictor*.

Length 15 lines.

*Periaptodes luctator.*

*P. griseatus*; prothorace sub-transverso, granulato; elytris ampliatas, humeris leviter dentatis, haud granulatis; scapo rugoso.

*Hab.*—Ceram.

Much larger and stouter than the two preceding, from which it also differs in the following particulars: no setulose hairs on the upper surface, and no granules on the elytra, the prothorax sub-transverse, with several dull black granules on the disk and on the base of the lateral spines, the humeral tooth very small, the blotch at the base transversely reniform, the apex broadly truncate with the outer spine short, and the scape rough from the presence of small, mostly transverse, raised lines.

Length 18 lines.

## EPICEDIA.

*Epicedia*, J. Thomson, Syst. Ceramb. p. 78.

*Caput* magnum, antice transversum; clypeo in medio emarginato; tuberibus antenniferis crassis, basi sub-approximatis.

*Oculi* mediocres, lobo inferiori obliquo. *Antennæ* corpori æquales; scapo valido, cylindrico, apice cicatricoso; articulo tertio scapum haud superante; sequentibus gradatim brevioribus. *Prothorax* inæqualis, lateraliter spinosus. *Elytra* convexa, robusta, basi sub-cristata, apice rotundata. *Pedes* mediocres, sub-æquales; *femora* sub-lineararia; *tarsi* æquales. *Prosternum* simplex. *Mesosternum* elevatum, dentatum.

The following species, known in collections as "*Leprodera pleuricausta*, de Haan," and described under that name by M. Thomson, has been recently separated by that author as the type of this genus, chiefly on account of its shorter antennæ. To this may be added that the head is considerably broader in front and not dilated beneath the eyes, the lower lobe of the eye is smaller and oblique, and the elytra have basal crests. The original examples were from Java.

*Epicedia Carcelii.*

*Lamia Carcelii*, Guérin, in Belanger, Voy. Ind. Or. Zool. p. 491, pl. vii. fig. 7 (1834).

*Leprodera pleuricausta*, J. Thomson, Arch. Ent. i. 179 (1857).

*E. nigra*, pube brunneo-grisea tecta; elytris singulis plaga maxima fusca lateraliter ornatis.

*Hab.*—Sarawak.



Black, with a delicate clear brownish-grey pubescence; head very rough in front and between the eyes; prothorax with numerous small sharply-defined elevations; scutellum semicircular; elytra granulate at the base, a small indistinct brown spot at the end of each basal crest, and a very large clear brown patch on each side posteriorly; body beneath with a scanty brownish pubescence; legs and antennæ black, nearly glabrous.

Length 14 lines.

LEPRODERA.

. *Leprodera*, J. Thomson, Arch. Ent. i. 177.

*Caput* magnum, infra oculos dilatatum, clypeo late sinuato; tuberibus antenniferis validis. *Oculi* mediocres, lobo inferiori transverso. *Antennæ* elongatæ; scapo robusto, sub-cylindrico, apice sæpe producto, valde cicatricoso; articulo tertio scapo longiore, aliquando plumoso; sequentibus gradatim decrescens, ultimo (♂) præcedente longiori. *Prothorax* supra transversim plicatus, utrinque valde spinosus. *Elytra* ampliata, basi haud cristata, apicibus rotundatis. *Pedes* elongati, antichi (♂) longiores; *femora* sub-incrassata; *tibiæ* anticæ intus dentatæ; *tarsi* sub-æquales. *Prosternum* simplex vel paulo elevatum. *Mesosternum* dentatum.

*Leprodera plagiata*, Thoms., on account of its narrower head and oblique eyes, scarcely enters into this genus as it is here defined, yet these are the characters which principally cut it off from *Epicedia*; as a secondary character it may be mentioned that the elytra are without basal crests, and therefore on the whole it will better fit into the present genus. All the species have a dark brown or blackish derm, uniformly covered with a greyish or fulvous-grey pubescence, and the brown bands and spots are composed of a very dense cloth-like pubescence without any gloss.

*Leprodera equestris*. (Pl. XIV. fig. 6.)

(?) *Leprodera elongata*, J. Thomson, Arch. Ent. i. 177.

*L.* fulvescens; prothoracé transversim lineato; elytris fascia lata ante medium et plaga magna laterali fuscis, fulvido-marginatis; antennis lævigatis, articulo tertio apice subtus plumoso.

*Hab.*—Penang, Sarawak.

Pubescence greyish-fulvous; head finely punctured (not granulated as in *L. elongata*, according to M. Thomson); prothorax

transverse, with delicate transverse raised lines; prothorax rounded behind; elytra granulated at the base, finely punctured beyond, a broad dark brown band before the middle, and a large triangular patch of the same colour on each side between the band and apex, both narrowly bordered with a clear fulvous line; body beneath and legs with a sparse greyish pile; antennæ about a third longer than the body, blackish, the basal half of nearly all the joints ashy, the third with a thick dark-brown plume beneath.

Length 17 lines.

*Leprodera verrucosa.*

*L. fulvescens*; prothorace transversim sub-lineato; elytris fascia lata ante medium et plaga magna laterali fuscis, fulvido-marginatis; antennis verrucosis, haud plumosis.

*Hab.*—Sarawak.

Pubescence inclining to fulvous; head minutely punctured; prothorax with a few slight transverse raised lines, almost obsolete except in the middle; scutellum rounded behind; elytra granulate at the base, the small punctures beyond almost obliterated on the band and patches, which are of precisely the same character as those of the preceding species; body beneath and legs with a sparse brownish-grey pile; antennæ as far as the eighth joint covered with numerous small close-set warty granules, gradually becoming more elongate on the fifth and succeeding joints, and on those joints ceasing near the apex.

Length 18 lines; of the antennæ (♂) 42 lines.

*Leprodera fimbriata.*

Chevrolat, Rev. et Mag. de Zool. 1856, p. 87.

*L. grisea* vel fulvo-grisea; prothorace haud transversim lineato; elytris singulis biplagiatis.

*Hab.*—Sarawak.

Pubescence greyish or fulvous-grey; head rugose in front; prothorax irregularly impressed with two or three larger oblique lines, in addition to the usual apical and basal grooves; elytra with a few granules at the base, the rest minutely punctulate, each with two large lateral blotches, bordered with a fine line of fulvous; body beneath and legs thinly pubescent; antennæ somewhat rugosely punctured at the base, those of the female not much longer than the body.

Length 14—20 lines.

*Leprodera epicedioides.*

*L. pube sparsa* grisescente tecta; prothorace rugoso-punctato, vix transversim sulcato; elytris singulis ad latera uniplagiatis.

*Hab.*—Sarawak.

Pubescence sparse, greyish; head remotely punctured in front; prothorax rather narrow, rugosely punctured and impressed, the apical and basal grooves indistinct; scutellum broadly rounded behind; elytra granulate at the base, the punctures beyond gradually disappearing at the middle, a large brown blotch, the greater part of which is behind the middle, and bordered with ochreous on each side; body beneath and legs with a dark ochreous pile; antennæ brown, sparingly pubescent, the scape rather rugose.

Length 15 lines.

A single specimen in my collection, standing under the name of *Leprodera vaticina*, has a striking resemblance to this species, but is much smaller (9 lines), has a narrower prothorax and the head almost quadrate in front, and the close cloth-like pubescence of the brown elytral patch of the above is replaced by very minute short flattish hairs imperfectly covering the derm. Mr. Wallace however ticketed it and the above with the same number.

*Leprodera plagiata.*

J. Thomson, Arch. Ent. i. 178.

*L. brunneo-grisea*; prothorace rugoso, sulcis transversis indistinctis; elytris singulis plaga maxima rotundata et postice plagis duabus lateralibus fuscis ornatis.

*Hab.*—Sarawak.

Brownish-grey, closely pubescent; vertex and front remotely punctured; prothorax rugose, the transverse grooves not distinctly separable from the other grooved lines; scutellum rather narrow; elytra finely and remotely punctured, the shoulders only granulate, a large round spot occupying nearly the whole of the anterior half of the elytra, and a large patch on each side posteriorly, faintly bordered with ochreous; body beneath and legs with a reddish-brown pubescence, the middle of the abdomen nearly glabrous; antennæ dark brown.

Length 13 lines.

## HIMANTOCERA.

*Imantocera*, J. Thomson, Arch. Ent. i. 188; Essai &c., p. 102.

*Caput* exsertum, antice breve, clypeo apice lato; tuberibus antenniferis crassis, divergentibus. *Oculi* mediocres, normales. *Antennæ* corpore paulo longiores; scapo obconico, apice valde cicatricoso; articulo tertio scapo multo longiore; quarto tertio brevior, apice lobato-producto et barbato; sequentibus brevibus. *Prothorax* (♂) latitudine longior, utrinque valde armatus. *Elytra* breviuscula, ovata, supra sub-planata, basi granulato-cristata, apicibus rotundatis. *Pedes* validi, antici (♂) longiores; *femora* incrassata; *tibiæ* anticæ sub-arcuatae, in utroque sexu apice intus dentatae; *tarsi* antici dilatati, (♂) piloso-marginatis. *Prosternum* simplex. *Meso-sternum* dentatum.

M. Thomson in his "Essai" places this genus after *Leprodera*, but in his "Systema" he puts it with the "*Gnomitæ*." The species briefly described by Hope (*penicillata*) was simply referred by him to "*Lamia*," and seems to have been the type of M. Thomson's genus. One of Mr. Wallace's specimens from Flores has a more uniform colour than the others, all of which appear to have been taken in Borneo and to belong to Olivier's species. Another species, described by myself (Journ. Entom. i. 344), is sufficiently distinguished by, *inter alia*, the greater comparative length of the third, fourth and fifth joints of the antennæ.

*Himantocera plumosa.*

*Cerambyx plumosus*, Olivier, Ent. iv. no. 67, p. 98, pl. xx. fig. 152  
(*nec* Thomson).

*H. fusca*, maculis ochraceis irrorata; antennis articulo quinto præcedente dimidio breviori, sex ultimis omnino grisescentibus.

*Hab.*—Sarawak, Singapore, Flores.

Shortly pubescent, dark brown, thickly speckled with ochreous, especially on the elytra; head and prothorax impunctate; scutellum ochreous; elytra with a slightly curved line of shining granules at the base between the shoulder and suture; antennæ with a greyish pubescence, the apices of the first, third, fourth and fifth joints, and the plume on the fourth, dark brown, the rest of the joints uniformly pale greyish; legs brownish-grey, varied with brown.

Length 10 lines.

PSAROMAIA.

*Caput* antice sub-quadratum; clypeo distincto, brevissimo. *Oculi* magni, profunde emarginati, lobo inferiore rotundato. *Antennæ* corpore paulo longiores, validæ; scapo sub-cylindrico, cicatricoso; articulo tertio longiore; cæteris sensim brevioribus; ultimo apiculato. *Prothorax* transversus, utrinque fortiter spinosus, basi truncatus. *Elytra* breviuscula, cylindrica, humeris ampliatis, apicibus truncatis. *Pedes* validi; *femora* sub-incrassata; *tibiæ* fere rectæ, anticæ breviores; *tarsi* sub-æquales, paulo dilatati, articulo ultimo elongato. *Prosternum* simplex. *Mesosternum* elevatum, antice dentatum.

The large lower lobe of the eye and the comparatively short and thickened antennæ are the most prominent characters of this genus, which does not seem to have any very obvious affinities.

*Psaromaia tigrina.* (Pl. XIII. fig. 3.)

*P.* dense pubescens, fulvo-grisea, fusco- et ochraceo-varia; antennis annulatis.

*Hab.*—Java.

Derm dark brown, covered with a dense tawny-grey pubescence, varied on the elytra with dark brown and speckled posteriorly with ochraceous; head entirely tawny; prothorax slightly depressed on the disk, the centre with a black glabrous spot, and a few small glabrous spots on each side behind, transverse grooves at the apex and base moderately impressed; scutellum triangular; elytra coarsely punctured at the base, punctures smaller and more scattered towards the middle, apices sub-truncate, spots of brown and yellow indefinite, but the former assuming here and there a tessellated appearance; body beneath and legs brownish-tawny; antennæ tawny, the apices of all the joints except the first and second dark brown.

Length 13 lines.

ANHAMMUS.

*Anhammus*, J. Thomson, *Essai &c.*, p. 97.

*Caput* antice quadratum; tuberibus antenniferis validissimis, sub-erectis. *Oculi* mediocres, infra sub-angustati. *Antennæ* (♂) longissimæ; scapo cylindrico; articulis tertio et sequentibus longioribus et sub-æqualibus. *Prothorax* sub-quadratus, utrinque fortiter spinosus. *Elytra* elongata, apicem versus

angustiora; humeris dentatis. *Pedes* elongati, antici (♂) longiores; *femora* sub-linearia; *tibiæ* anticæ (♂) curvatæ, cæteræ rectæ; *tarsi* fere æquales, articulo ultimo mediocri. *Pro-* et *meso-sterna* simplicia.

M. Thomson contrasts this genus with *Mæcha*, belonging according to that author to another "subdivision;" latterly, however, he has recognized its position near *Dihammus*, from which, as it appears to me, it differs principally in its toothed shoulders.

*Anhammus Dalenii.*

*Monochamus Dalenii*, Guérin, Icon. Reg. An. Ins. p. 242.

*A. niger*, fulvo-griseo-pubescentibus fulvo-griseis ornatis.

*Hab.*—Sarawak.

Black, covered except on the elytra with a short fulvous-grey pubescence; eye and apex of the prothorax bordered with ochraceous; scutellum pubescent; elytra dark brown or black, shining, spotted with fulvous-grey, the spots more or less connected at the middle and apex so as to form two irregular bands, the base with numerous black glossy granules; antennæ black, glabrous except at the base, nearly four times as long as the body in the male.

Length 30 lines.

DIHAMMUS.

*Dihammus*, J. Thomson, Syst. Ceramb. p. 80.

*Caput* antice transversum; clypeo indistincto; tuberibus antenniferis validis, sub-erectis. *Oculi* infra ampliati, distantes. *Antennæ* (♂) longissimæ; scapo obconico; articulo tertio duplo longiore; 4°, 5°, 6° æqualibus; cæteris gradatim longioribus; (♀) articulis brevioribus. *Prothorax* transversus, capite haud latior, lateribus in spinam magnam productis. *Elytra* sub-trigonata, (♀ ovata), apicibus truncatis. *Pedes* elongati, antici longiores; *femora* sub-linearia; *tibiæ* anticæ curvatæ, cæteræ rectæ; *tarsi* sub-æquales, articulo ultimo mediocri. *Pro-* et *meso-sterna* simplicia.

Differs from *Nemophas* and *Anhammus* in its short transverse head, conjoined with the larger and squarish form of the lower portion of the eye; from the former genus it is also distinguished by its longer and curved anterior tibiæ in the males, but taking

some of the species of *Monochamus* into account—*M. musivus* for example—I scarcely see how *Dihammus* can be differentiated from it.

*Dihammus longicornis.*

*Monochamus longicornis*, J. Thomson, Arch. Ent. i. 444.

D. fuscus, pube obscure grisea sparse tectus; elytris basi albobimaculatis.

Hab.—Aru, Saylee.

Dark brown, with a thin dull-greyish pubescence, a white oblique dash on each side of the scutellum; face, tibiæ and first three joints of the antennæ spotted with brown; head finely punctured; prothorax with the punctures more crowded; elytra with numerous fine punctures at the base, disappearing beyond the middle; body beneath and thighs slightly spotted with brown.

Length 22 lines; of the antennæ (♂) 6 inches.

The profemora of the male are remarkable on account of their deeply-grooved inner surface.

*Dihammus rarus.*

*Monochamus rarus*, J. Thomson, Arch. Ent. i. 445.

D. fuscus, pube albida vel ochracea tectus; prothorace vittis elytrisque plagis fuscis ornatis.

Hab.—Aru.

Brown, pubescence short, dense, whitish or yellowish blotched with brown; head and prothorax dark brown, with four whitish or yellowish stripes, the two outer united between the eyes, disk of the prothorax with a few small pitted tubercles; scutellum transverse; elytra with a large blotch at the base, another at the shoulder, another in the middle, and a smaller blotch near the apex; body beneath with a fulvous pubescence; legs and antennæ brown.

Length 16—18 lines.

BLEPEPHÆUS.

Caput mediocre, antice sub-quadratum; tuberibus antenniferis validis, divergentibus. Oculi mediocres. Antennæ corpore longiores; scapo valido, apice angulato; articulo tertio recto, longiore; cæteris gradatim brevioribus. Prothorax parvus, quadratus, utrinque fortiter dentatus, haud sulcatus, basi truncatus. Elytra sub-depressa, apicem versus sensim



angustiora. *Pedes* mediocres; *femora* sub-incrassata; *tibiæ* rectæ, anticæ breviores; *tarsi* sub-æquales, dilatati, articulo ultimo cæteris brevior. *Prosternum* simplex. *Mesosternum* elevatum, antice dentatum.

The type of this genus was referred by M. Chevrolat to *Monochamus*, to which, however, as with many others for which that genus has been the receptacle, it has only a general resemblance, radically differing from it in the elevated and toothed mesosternum.

*Blepephæus succinator.*

*Monochamus succinator*, Chevrolat, Rev. et Mag. de Zool. 1852, p. 417.

B. dense pubescens, griseus vel aliquando cinereus, fusco-varius; elytris medio biplagiatis; antennis annulatis.

*Hab.*—Malacca.

Densely pubescent, varying from greyish to ashy, or greyish with ashy patches, and blotched with brown from the lightest shades to nearly black; head nearly unicolorous; prothorax with two dorsal stripes; scutellum triangular; elytra generally brown at the base, a large dark spot on each side directly behind the middle, and a fainter patch nearer the apex, several small granules also at the base; body beneath brownish-grey; legs with the apices of the *tibiæ* sometimes dark brown; antennæ brown, the six or seven intermediate joints grey at the base.

Length 12 lines.

MONOCHAMUS.

*Monochamus*, Serville, Ann. Soc. Ent. Fr. iv. 91.

*Caput* exsertum, antice sub-transversum vel fere sub-quadratum; tuberculis antenniferis validis, divergentibus, basi approximatis. *Oculi* mediocres, infra distantes. *Antennæ* elongatæ; scapo cylindrico, apicè valde cicatricoso; articulo tertio scapo duplo vel triplo longiore; quarto et quinto brevioribus; cæteris sub-æqualibus, ultimo aliquando excepto. *Prothorax* sub-transversus, lateraliter fortiter dentatus. *Elytra* oblonga, sub-depressa, apicibus rotundatis, aliquando sub-truncatis vel spinosis. *Pedes* antici (♂) elongati; *protibiæ* arcuatæ, haud dentatæ; *tarsi* articulo basali sub-elongato. *Mesosternum* simplex.

The Malayan species of this genus have a strong general

resemblance *inter se*, different from its European and American exponents. I have sought in vain, however, for any character to distinguish them. They appear to vary greatly within the narrow limits of their characters, and it is very difficult to say how far some of these may be permanent. As it is I have here and there "lumped" several individuals under one species that appear to have a *primâ facie* specific position. They may be divided into sections according to the character of the apices of their elytra; there seems reason, however, to believe that even here there are certain modifications in the same species, so that this character can only be relied on approximatively.

§ Apices of the elytra nearly entire.

*Monochamus fistulator.*

*Lamia fistulator*, Germar, Ins. Spec. Nov. p. 478.

*M. piceus*, omnino griseo-pubescentis; scapo apicem versus incrassato; prothorace punctis minutis perpaucis notato, disco regulari; elytris pube æquali tectis, apicibus sub-truncatis.

*Hab.*—Java, Timor, Malacca, Borneo, Bouru, Makian (and India, Ceylon, Queensland).

Pitchy, everywhere covered with an uniform greyish, or yellowish-grey pubescence, the scutellum generally paler; face with a few large scattered punctures, none on the vertex or cheeks; prothorax with a very few minute punctures on each side near the base, the disk nearly equal; scutellum nearly as long as broad, rounded posteriorly, the pubescence coarser; elytra covered with numerous small punctures, apices obliquely sub-truncate, or very nearly rounded in some individuals; antennæ frequently brownish-testaceous, three times the length of the body in the males, the scape short and very considerably thicker towards the apex; intermediate and posterior femora scarcely thickened in the middle.

Length 10—12 lines.

*Monochamus defector.*

*M. rufo-piceus*, omnino griseo-pubescentis; scapo sub-cylindrico; elytris pube æquali tectis, apicibus rotundatis.

*Hab.*—Singapore.

Closely resembling *M. fistulator*, but the scape is more slender and cylindrical and very slightly thicker towards the apex, all the femora are considerably shorter, and the intermediate and posterior are as much incrassated as the anterior.

Length 8 lines.

*Monochamus tarsalis.*

*M. brunneus*, dense pubescens, griseatus; scapo apicem versus modice incrassato; scutello transverso; elytris fusco-irroratis, versus suturam sub-seriatim punctatis, apicibus rotundatis; femoribus medio incrassatis, tarsis cinereis.

*Hab.*—Singapore.

Pale reddish-brown, having a short close dull-greyish pubescence with numerous small brown blotches on the elytra; head and prothorax sparingly punctured, the vertex impunctate; scutellum transverse, yellowish; elytra towards the suture sub-seriate punctate, apices rounded; body beneath and legs with a thin greyish pile; femora short and thickened in the middle; tibiæ with a pale yellowish tinge; tarsi ashy; antennæ testaceous-brown, with a thin greyish pile, the scape gradually thickened upwards to within a short distance of the apex.

Length 8 lines.

This is one of the most distinct of the species here described, and will be at once recognized by its transverse scutellum; the coloration will probably be variable.

*Monochamus productus.*

*M. piceus*, supra pube grisea interrupta tectus; prothorace postice vage punctato, disco sub-bituberculato; elytris maculis glabris dispersis, apicibus oblique truncatis.

*Hab.*—Bouru.

Pitchy, the pubescence on the elytra dotted with numerous partially glabrous spots; in other respects this species resembles the preceding, but the prothorax has larger and more dispersed punctures and two flattish tubercles on the disk, the scutellum is more triangular, and the apices of the elytra are more decidedly truncate; in the male the antennæ are three times, in the female twice the length of the body.

Length 13 lines.

*Monochamus musivus.*

Pascoe, Proc. Zool. Soc. 1866, p. 251.

*M. fuscus*, pube densa brunnescente tectus; elytris sparse albido-vel cinereo-irroratis; scutello pallide griseo, apice rotundato; elytris apicibus rotundatis vel fere sub-truncatis; scapo modice elongato, obconico.

*Hab.*—Malacca, Borneo, Tondano.

Dark, pubescence varying from pale brownish-ochre to dark

chestnut-brown, spotted on the elytra with whitish or ashy; face with a few scattered punctures, the vertex impunctate; prothorax sparingly punctured, the punctures confined to the basal half; scutellum subscutiform, rounded at the apex; elytra rather finely punctured, the apices rounded or sometimes slightly sub-truncate; body beneath ochreous or ochreous-grey; legs and antennæ varying from ochreous-grey to ashy, the latter more than twice as long as the body.

Length 7—13 lines.

*Monochamus variolaris.*

*M. brunneus*, pube densa grisea tectus; scapo spinam prothoracis attingente; elytris angustis (♂), vage punctatis, humeris paulo productis, apicibus fere rotundatis.

*Hab.*—Dorey, Mysol.

Reddish-brown, with a close grey pubescence varying according to the light, and having a spotted appearance; face with a few scattered punctures, a few also on the vertex; prothorax with few punctures; elytra narrow in the male, produced at the shoulder, rather remotely punctured, the apices nearly rounded; body beneath and legs with a thinner pubescence; antennæ brownish-testaceous, finely pubescent, the scape elongate, extending to the spine of the prothorax, contracted a little below the apex.

Length 9 lines.

*Monochamus litigiosus.*

*M. piceus*, dense griseo-pubescent; scapo spinam prothoracis attingente; elytris fusco-nebulosis, humeris vix productis, apicibus oblique sub-truncatis.

*Hab.*—Aru.

Pitchy-brown, with a close greyish or ashy opaque pile; few punctures on the face, more on the vertex, which has a slight golden hue; prothorax sparingly punctured; elytra rather remotely punctured, scarcely produced at the shoulders, the apices sub-truncate, blotched with brown, especially in the middle; body beneath and legs with a close ochreous-grey pubescence; antennæ testaceous-brown, finely pubescent, the scape elongate, extending to the spine of the prothorax.

Length 9—10 lines.

The longer scape distinguishes this species and the preceding from their congeners. Between themselves they are at once diffe-

rentiated by the blotched and opaque pubescence of the one contrasted with the varying subnitid pubescence of the other.

*Monochamus feralis.*

*M. fuscus*, opacus, pube sparsa tectus; scapo brevi, incrassato; elytris sub-griseatis, basi, fascia postmediana, apiceque fuscis, apicibus fere transversim sub-truncatis.

*Hab.*—Flores.

Brown, rather thinly covered with an opaque dull greyish or brownish pubescence; head and prothorax with few punctures; scutellum paler; elytra remotely punctured, apices nearly transversely sub-truncate, dull brownish-grey, the base, the band nearly behind the middle, and the apical portion dull brown, these colours obscurely limited, the grey slightly spotting the brown and the brown more decidedly blotching the grey; body beneath and legs with a pale-ochreous pubescence, the tibiæ somewhat hairy; antennæ brownish, the scape thick, scarcely extending beyond the apex of the prothorax.

Length 9 lines.

*Monochamus tincturatus.*

*M. fuscus*, breviter pubescens, rufo-fuscus, griseo-irroratus; scapo apicem versus incrassato; elytris angustis (♂), apicibus oblique sub-truncatis.

*Hab.*—Waigiou.

Brown, with a short dark reddish-brown pubescence, blotched or spotted with greyish; vertex impunctate; face and prothorax with very few punctures; scutellum brownish; elytra narrow in the male, finely punctured, apices obliquely sub-truncate; body beneath and legs with a very delicate greyish pile, varying according to the light; antennæ pale greyish, the scape short and obconical.

Length 9—10 lines.

In one specimen the basal half of the elytra is almost entirely dark reddish-brown, in another the shoulders and portions of the shoulders are grey, and elsewhere the grey has a more spotted appearance.

§ § Apices of the elytra shortly toothed externally.

*Monochamus magneticus.*

*M. pube sericea* tectus; elytris argenteo-mutantibus, apicibus sub-oblique truncatis, angulo exteriori vix producto.

*Hab.*—Ceram, Aru?

Covered with a short silky pubescence, varying according to the light; head and prothorax yellowish-grey, with few punctures, none on the vertex; the prothorax with a slightly elevated median line; scutellum semicircular; elytra irregularly punctured, the pubescence greyish, with irregular patches, brown or silvery according to the light, the apices slightly obliquely truncate, the external angle forming a very short but distinct tooth; body beneath and legs with a close yellowish-grey pile; antennæ three or four times as long as the body, reddish-brown with a short greyish pubescence, the scape moderately thickened upwards.

Length 10 lines.

A specimen from Aru, which may be the female, differs in having a much less silky pubescence, and the apices of the elytra show no vestige of a tooth. I have seen a similar specimen in the British Museum, ticketed "*M. holotephrus*, Bois.," but that author describes the prothorax as having "plusieurs rides transverses," and the description is in other respects dubious.

*Monochamus convexus.*

*M. piceus*, pube opaca grisea tectus; elytris convexiusculis, leviter punctatis, apicibus sub-sinuatis, angulis suturali et exteriori paulo productis.

*Hab.*—Kaioa.

Pitchy-brown, with an opaque grey pubescence; head rather broad in front, the eyes less approximate, the vertex impunctate; prothorax very short and transverse, a slight prominence on the centre, a few punctures behind it almost obsolete; scutellum nearly semicircular; elytra rather more convex than usual, finely punctured, the apices somewhat broadly sinuate, each angle a little produced; body beneath and legs pubescent, slightly silky, greyish; antennæ pubescent, greyish, nearly twice as long as the body (♀), the scape much thicker towards the apex.

Length 12 lines.

*Monochamus viator.*

*M. rufo-brunneus*, pube griseo-mutante tectus; elytris apicibus oblique truncatis, angulo exteriori obtuse producto; antennis pedibusque testaceis.

*Hab.*—Matabello.

Light reddish-brown, with a thin short greyish pubescence

varying according to the light; head and prothorax with very few punctures, the anterior transverse groove of the latter obsolete in the middle; scutellum semicircular; elytra with greyish patches in consequence of a more condensed pubescence, but varying with the light, apices obliquely truncate, the outer angle obtuse; body beneath brown, legs and antennæ testaceous, all with a fine greyish pubescence, scape gradually thickened as far as the middle, cylindrical beyond.

Length 6 lines.

§ § § Apices of the elytra terminating in an acute spine externally.

*Monochamus captiosus.*

*M. fuscescens*, pube sericea brevi tectus; elytris griseo-mutantibus, apicibus truncatis, angulo exteriori in spinam longam producto; antennis annulatis.

*Hab.*—Dorey, Menado, Kaioa.

Brownish, covered with a short silky pubescence; head and prothorax with few punctures, the latter with a slightly raised central line; scutellum semicircular; elytra with small patches, greyish or brownish according to the light, and having a slightly oblique direction downwards towards the suture, the apices truncate, the outer angle produced into a spine, the length of which is nearly equal to the breadth of the truncature; body beneath and legs reddish-testaceous with a greyish pile; antennæ three times as long as the body, testaceous, pubescent, tips and bases of the joints dark brown; scape moderately thickened upwards.

Length 8 lines.

A minute analysis of the three specimens I have here brought together as one species would necessitate a separate description of each; and this remark might be applied to other species of this very variable genus.

*Monochamus anxius.*

*M. rufo-testaceus*, pube grisea nebulosa brevissima tectus; elytris leviter punctatis, postice fere obsoletis, apicibus truncatis, intus sinuatis, in spinam longam externe productis; antennis sub-annulatis.

*Hab.*—Batchian, Bouru?, Saylee?, Gilolo?

Perhaps only a variety of *M. captiosus*, but different in colour, in pubescence—which is thinner, the varying grey tints forming



larger masses — and in the apices of the elytra, which are less truncate, or more sinuate, internally. The Bouru specimen has stronger punctures on the prothorax and they are distributed in a different way; the Saylee and Gilolo examples have a more opaque pubescence, and the former is scarcely more than half the length of the type; there are also other differences.

Length 10 lines; the Saylee specimen 6 lines.

*Monochamus argutus.*

(?) *Lamia fasciata*, Montrouzier, Faun. de Woodlark, p. 63.

*M. fuscescens*, pube sericea brevi tectus; elytris griseo-nebulosis, extus et basin versus sat dense punctatis, apicibus truncatis, angulo exteriore producto.

*Hab.*—Ternate, Aru, Bouru.

Broader than *M. captiosus*, which it otherwise much resembles. Brownish, covered with a silky silvery-grey pubescence, more uniform on the prothorax, the lights on the elytra indistinctly interrupted by two oblique darker patches, punctures rather coarse and crowded externally towards the base (but this character is much less evident in the Aru specimen), apices truncate or sub-truncate, the outer angle more or less spinous; body beneath and legs with a thin greyish pile; antennæ testaceous, tips and bases of the joints brownish.

Length 9 lines.

*Monochamus solatus.*

*M. validus*, griseo-pubescent; prothorace fere impunctato; elytris fusco-irroratis, apicibus sat late truncatis, angulo exteriore producto.

*Hab.*—Makian, Batchian, (♀ Gilolo?).

Robust, brown, with a greyish pubescence; prothorax nearly impunctate, the disk with three rather prominent tubercles; scutellum rounded behind; elytra broad at the base, narrowing rather rapidly posteriorly, finely punctured, the apex rather broadly truncate, the external angle acute; body beneath and legs black, with a thin yellowish-grey pile; antennæ dark brown, pubescent, greyish, the intermediate joints with small glabrous spots.

Length 13 lines.

The female specimen from Gilolo has a nearly smooth prothorax and is without any glabrous spots on the antennæ. The Batchian example has longer spines to the apices of its elytra.

*Monochamus uræus.*

*M. rufo-testaceus*, pube subtile tectus; capitis vertice argenteo; elytris vage punctatis, apicibus oblique punctatis, extus spinoso-productis.

*Hab.*—Mysol, Sula.

Reddish-testaceous, with a peculiarly delicate greyish pubescence, which scarcely lends any effect to the general colour, except that it shows a somewhat silvery gloss in certain lights; head yellowish in front, silvery-white on the vertex; prothorax with few punctures; elytra with the punctures rather dispersed, apices subtruncate, with a well-marked spine at the outer angle; body beneath and legs reddish-brown, thinly pubescent; antennæ testaceous, the tips of the intermediate joints brownish.

Length 6 lines.

There are two more very distinct species in the collection which might have entered into the old genus *Monochamus*, but I forbear to do more than mention their existence; one from Sarawak is much worn, the other from Singapore is only a female, and neither appears to fit into any of the genera here mentioned.

## EPEPEOTES.

*Epepotes*, Pascoe, Proc. Zool. Soc. 1866, p. 249.

*Caput* exsertum, antice sub-transversum; tuberibus antenniferis validis, basi approximatis. *Oculi* magni, supra sub-approximati, infra haud distantes, lobo inferiore sub-rotundato. *Antennæ* graciles; scapo cylindrico, apice haud producto, cica-tricoso; articulo tertio scapo duplo vel triplo longiore; cæteris brevioribus, plus minusve æqualibus, ultimo excepto. *Prothorax* sub-transversus, utrinque rotundatus et fortiter dentatus; propectus sat productum. *Elytra* paulo depressa, apicibus truncatis. *Pedes* antici (♂) elongati; *protibiæ* arcuatæ, haud dentatæ; *tarsi* antici (♂) articulo basali elongato, dilatato, extus apice producto. *Mesosternum* elevatum, productum, carinatum vel dentatum.

I have separated this genus from *Monochamus*, which it otherwise much resembles, on account of the strongly produced and toothed mesosternum, and the large eyes which are much nearer together than in the former genus. The type is an old and extensively distributed species, (*Lamia lusca*, Fab.)

*Epepeotes luscus.*

*Lamia lusca*, Fabricius, Ent. Syst. t. i. pt. 2, p. 283.

*E. fuscus*, pube interrupta grisea indutus; elytris ochraceo-irroratis, basi juxta humeros macula fusca sub-ocellata.

*Hab.*—Malacca, Borneo, Sumatra, Java, Timor, Banda, Bouru, (and India, Siam).

Brown, with an interrupted greyish pubescence, on the elytra forming by its greater density small ochreous spots; eyes surrounded with a yellowish fringe, vertex, cheeks and prothorax more or less spotted with ochreous; scutellum semicircular; elytra with five or six small shining granules on the shoulder, a dark-brown spot at the base near the shoulder, margined with greyish; body beneath and legs with a short close ochreous pile; antennæ light brown.

Length 11—12 lines.

*Epepeotes fumosus.*

*E. fumosus*, opacus, breviter pubescens; elytris fascia irregulari mediana maculisque paucis cinereis irroratis, basi macula nigra juxta humeros sita.

*Hab.*—Flores.

(♀) Covered with a short close pubescence of a dark sooty-black, the derm apparently of the same colour; head greyish in front, two or three grey spots behind each eye, and three on each side of the prothorax, which is slightly scored across the middle; elytra finely punctured, a few granules at the shoulder, and a black spot at the base near the shoulder, a dull ashy irregular band near the middle and a few spots of the same colour posteriorly; body beneath and legs black with an ashy pile; antennæ also with a close ashy pile, the tips of the third and succeeding joints dark brown.

Length 10 lines.

*Epepeotes vestigialis.*

*E. fuscus*, dense albido-pubescens; elytris obscure griseo-et fusco-tessellatis; capitis prothoracisque lateribus nigris.

*Hab.*—Sarawak.

Dark brown, pubescence close and whitish, the elytra indistinctly tessellated with greyish and brown, the latter colour owing to the lesser density of the pubescence; head with three black stripes in

front, and one behind the eye; prothorax with the disk greyish and slightly bituberculate, the sides black; scutellum semicircular; elytra with a few granules near the shoulder, finely punctured; body beneath and legs with a rather coarse greyish pile; antennæ black.

Length 12 lines, of the antennæ (♂) 32 lines.

*Epepeotes diversus.*

*E. fuscus*; capite prothoraceque subtiliter, elytris dense griseo-pubescentibus, his fusco-irroratis, singulisque maculis duabus majoribus ad latera sitis.

*Hab.*—Key.

Dark brown; head and prothorax thinly, the elytra closely covered with a clear greyish pubescence, on the latter very distinctly varied with small brown spots, and two large blotches on each at the sides; back of the head smoky brown, pubescence brighter round the eyes; prothorax with two indistinct tubercles on the disk; scutellum broadly obtuse behind; elytra with a few granules near the shoulder, the base distinctly punctured, but the punctures fading away towards the apex; body beneath and legs with an uniform ochreous pubescence; antennæ testaceous-brown.

Length 10 lines, of the antennæ 22 lines.

*Epepeotes meridianus.*

*E. rufo-griseo-pubescentis*; prothorace in medio sublæviusculo; elytris singulis plagis duabus triangularibus fuscis ornatis.

*Hab.*—Java, Sumatra, Singapore, Sarawak, Tondano.

Brown, covered with a warm reddish-grey pubescence; head minutely punctured; prothorax, when the pubescence is not rubbed off, nearly smooth, a few slight punctures on each side of the median line; scutellum rounded behind; elytra more minutely punctured than in the last, a few granules on the shoulders, on each side a large brown triangular patch, the greater part a little before the middle, and behind a small triangular patch, both with one side extending along the outer margin; body beneath, legs and antennæ reddish-brown, with a very delicate grey pubescence.

Length 8—12 lines (♂).

*Epepeotes plorator.*

*Monohammus plorator*, Newman, Entom. i. 276.

*E. fulvo-griseo-pubescentis*; prothorace antice sub-bituberculato,

in medio læviusculo ; elytris singulis lateraliter plagis duabus vel tribus rotundatis nigris ornatis.

*Hab.*—Macassar (and Manilla).

Blackish, covered with a short fulvous-grey pubescence ; head with a few minute punctures ; prothorax with two round flattish tubercles anteriorly, the apical and basal grooves well marked ; elytra finely punctured, a few granules on the shoulders, three brown patches (or sometimes two only) on each at the sides, occasionally speckled, principally near the suture ; body beneath with a slight fulvescent pubescence ; legs and antennæ black, with a delicate ashy pile.

Length 12 (♂)—9 lines (♀).

Mr. Newman's type has three dark stripes on the prothorax.

#### DIOCHARES.

*Caput* antice transversum, tuberibus antenniferis validis, basi remotis. *Mandibulæ* validæ. *Oculi* magni, lobo inferiore rotundato. *Antennæ* elongatæ ; scapo cylindrico ; articulo tertio scapo longiore ; quarto, quinto, et sexto sensim brevioribus ; sequentibus æqualibus, ultimo excepto elongato. *Prothorax* sub-transversus, lateraliter valde spinosus. *Elytra* ampla, humeris productis, apicibus plerumque sinuatis. *Pedes* validi, antici (♂) paulo longiores ; *femora* sub-incrasata. *Mesosternum* dentatum.

This genus is separated from *Monochamus* on account of its widely-placed antennary tubers, large eyes, and toothed mesosternum ; and these characters, taken together, separate it also from all other genera of *Lamiinæ* proposed in this work. The type was long ago described by Olivier, but does not appear to have been recognized by subsequent authors, except Fabricius, who gave it another name ; it is very variable in colour. *D. lugubris* and *D. impluviatus* are described from single specimens, and it is possible that similar variations may occur in them. *Monochamus ambigenus*, Chev., also belongs to this genus.

#### *Diochares fimbriatus.*

*Cerambyx fimbriatus*, Olivier, Entom. iv. no. 67, p. 71, pl. xix. fig. 143.

*Lamia lineator*, Fabricius, Syst. Eleut. ii. 283.

*Monohammus? Rhobeton*, Newman, Entom. i. 276.

*D. niger*, nitidus, pube alba, vel grisea, vel cinerea, trans-

versim varia; apicibus elytrorum angulo externo in dentem producto.

*Hab.*—Batchian, Kaioa, Ceram, Goram, Ternate, Makian, Gilolo, (and Manilla.)

Black, nitid, varied with white, grey, or ashy, depending on a very close-set pubescence, generally well limited, while the black portions have a very short and scattered or almost obsolete pubescence; on the vertex are three white lines which meet in front, and these are continuous with three corresponding lines on the prothorax; scutellum semicircular, black or white, or with a white border only; elytra with irregular scattered punctures, the shoulders granulate, the white parts varying in extent or becoming grey, but always having a transverse direction; the normal style is perhaps based on two irregular white bands, thus dividing the black into three portions, the bands nearly disappearing or gradually extending so as to reduce the black to a few spots in many examples; body beneath with a thin pubescence, grey or ashy, the abdominal segments with one or two light-coloured spots on each side, which are sometimes obsolete; legs with a grey or ashy pubescence; antennæ blackish, in the males about half as long again as the body, sometimes ringed with ashy.

Length 8—14 lines.

*Diochares lugubris.*

*D. fuscus*, opacus, pube grisea variegatus; apicibus elytrorum angulis haud productis.

*Hab.*—Tondano.

Dark brown, opaque, finely and closely pubescent, varied with a clear grey depending on a stouter pubescence; face greyish, line round the eyes, three lines on the vertex meeting in front and continuous with three corresponding lines on the prothorax, yellowish-grey; scutellum with a greyish spot in the middle; elytra with scattered punctures almost hidden by the pubescence, a few granules on the shoulders, base dark brown with a few greyish spots, followed by a greyish sub-median band extending forwards at the sides, spotted with brown, then a large brown patch with a few greyish spots, and lastly greyish again with brown spots, apices sub-truncate or slightly sinuate, neither of the angles produced; body beneath and legs with a close ochreous-grey pubescence; antennæ brown.

Length 10 lines.

*Diochares impluviatus.*

D. niger, pube alba variegatus; elytris angustatis, apicibus sub-truncatis.

*Hab.*—Tondano.

Black, varied with a coarser white pubescence; head whitish in front, the lines round the eyes and on the vertex and prothorax precisely as in the preceding; scutellum white in the middle; elytra narrow, granulate on the shoulders, finely punctured, white, speckled with black, the black predominating along the suture at the base and middle and forming irregular patches, the apices sub-truncate; body beneath and legs with a pale ashy pubescence; claw-joint not longer than the two preceding joints together; antennæ blackish, twice as long as the body.

Length 6 lines.

TRYSIMIA.

*Caput* antice sub-quadratum, clypeo truncato; tuberibus antenniferis validis. *Oculi* mediocres, lobo inferiori rotundato. *Antennæ* longissimæ; scapo obconico, valde cicatricoso; articulo tertio scapo duplo longiore; quarto brevior; cæteris æqualibus, ultimo excepto. *Prothorax* longitudine haud lator, lateribus sub-rotundatis, tuberculo minuto instructis. *Elytra* sub-trigona, apicibus rotundatis. *Pedes* elongati, inæquales, antici longiores; *femora* incrassata; *tarsi* æquales. *Mesosternum* haud dentatum.

This genus differs from *Monochamus* only in its sub-quadrate face, and the small lateral tubercle of the prothorax replacing the stout tooth of the latter. It comprises two very distinct but cognate species.

*Trysimia geminata.* (Pl. XIV. fig. 2.)

T. fusca, leviter griseo-pubescent; elytris albo-irroratis, præcipue maculis quatuor majoribus.

*Hab.*—Bouru, Ceram, Amboyna.

Dark brown, with a thin uniform greyish pubescence; head impunctate, a black glabrous mark at the angle of the mouth below the eye; prothorax impunctate, an indefinite blackish spot in the centre; scutellum rounded posteriorly; elytra granulate at the base, the granules gradually passing into punctures, which disappear near the apex, several small greyish spots composed of a



very dense tomentum, but especially two large spots, one before the other behind the middle, each of these spots formed by the junction, or very nearly the junction of two, but variable even in the same specimen; the example from Ceram has the spots pure white; body beneath and legs with a close fulvous-grey pile; antennæ brownish, minutely pubescent.

Length 11 lines, of the antennæ (♂) 33 lines.

*Trysimia rugicollis.*

T. fusca, leviter griseo-pubescent; prothorace transversim lineato; elytris albo-irroratis.

Hab.—Macassar.

Brown, with a short sparse greyish pile; frontal impressed line terminating between the eyes in an interrupted transverse ridge, an oblique glabrous black mark at the angles of the mouth; prothorax transverse, two apical and two basal grooves, between the two series numerous transverse contorted lines, the centre and a spot on each side dark brown; scutellum rounded; elytra with a few granules on the shoulders, thickly punctured at the base, the punctures disappearing near the apex, speckled with small densely tomentose white spots; body, legs and antennæ yellowish-brown, finely pubescent.

Length 8 lines, of the antennæ (♀) 11 lines.

NEPHELOTUS.

*Caput* antice quadratum; clypeo truncato; tuberibus antenniferis validis, basi separatis. *Mandibulæ* breves. *Oculi* mediocres, lobo inferiore verticali vel angustato. *Antennæ* elongatæ; scapo sub-cylindrico; articulo tertio scapo longiore; quarto brevior; sequentibus sub-æqualibus. *Prothorax* regularis, cylindricus, lateraliter dente minuto instructus. *Elytra* sub-angustata, humeris in dentem productis, apicibus rotundatis. *Pedes* mediocres, in utroque sexu æquales; *femora* modice incrassata; *tarsi* articulo ultimo elongato. *Prosternum* simplex. *Mesosternum* haud dentatum.

The prothoracic spine in this genus is reduced to a mere point; the legs are equal in both sexes; and the claw-joint is of large size, but this seems to be a character of less importance among these genera than it is in other groups. In other respects the genus is near *Monochamus*, except that the head is more quadrate in front.

*Nephelotus licheneus.* (Pl. XIV. fig. 1.)

*N. piceus*, pube squamiformi grisea vel ochreo-grisea tectus; elytris oblique seriatim punctatis, fusco-irroratis, plaga magna albida ante medium sita.

*Hab.*—Sarawak.

Pitchy, covered with a small grey or ochreous-grey scale-like pubescence; head with a few large black punctures in front, none on the vertex or prothorax, the latter smooth but with well-marked apical and basal grooves; scutellum rounded behind; elytra granulate at the base, obliquely seriate-punctate, the punctures small, some of them larger than the rest and partially glabrous at the edges, giving a speckled appearance to the elytra, a large whitish patch lying directly before the middle and extending nearly to the base; body beneath and legs with a clear ochreous pubescence; antennæ brownish-testaceous, nearly glabrous, the first two joints with an ochreous pubescence.

Length 10 lines.

ORSIDIS.

*Caput* antice breve, convexum; clypeo truncato; tuberibus antenniferis sub-remotis. *Oculi* magni, lobo inferiore rotundato. *Antennæ* elongatæ; scapo sub-cylindrico, apice rotundato, cicatrice haud distincta; articulo tertio scapo longiore; quarto et quinto sensim brevioribus; sequentibus æqualibus, ultimo excepto. *Prothorax* sub-cylindricus, lateraliter valde spinosus. *Elytra* angustata, humeris haud productis, apicibus rotundatis. *Pedes* mediocres, æquales; *femora* incrassata; *tibiæ* anticæ breviusculæ, arcuatæ; *tarsi* articulo ultimo breviusculo. *Mesosternum* haud dentatum.

The cicatrix on the scape is in this genus nearly obsolete, a slight line only representing it. The legs are nearly equal in length and the claw-joint in all the species before me is unusually short. There are no granules on the elytra.

*Orsidis oppositus.* (Pl. XIV. fig. 4.)

*O. testaceo-brunneus*, pube grisea tectus; prothoracis macula basali et scutello læte ochraceis; elytris oblique seriatim punctatis.

*Hab.*—Sarawak.

Testaceous-brown, with a somewhat sparse grey pubescence; a linear longitudinal mark at the apex of the prothorax, a tri-

angular spot at its base; scutellum and sutural edge of the elytra near the apex bright ochreous, the pubescence on those parts being much coarser than elsewhere; head and prothorax with a few scattered punctures; elytra obliquely seriate-punctate, the punctures of the outer lines larger, but gradually smaller as they approach the suture; body beneath, legs and antennæ with a sparser pubescence, joints of the latter paler at the base.

Length 7 lines.

*Orsidis hepaticus.*

O. testaceo-brunneus, leviter pubescens, griseo et rufo-brunneo-variis; prothorace et scutello concoloribus; elytris irregulariter punctatis.

*Hab.*—Batchian.

Testaceous-brown, with a delicate greyish pubescence obscurely mottled with pale reddish-brown; head and prothorax with a very few scattered punctures, the latter becoming more greyish at the sides in certain lights; scutellum reddish-brown; elytra irregularly punctured, the punctures ceasing towards the apex; body beneath, legs and antennæ reddish-testaceous, finely pubescent, the femora at the tips brownish.

Length 9 lines.

*Orsidis dispar.*

O. fuscus, pube sparsa grisea vel cinerea tectus; scutello læte ochraceo; elytris seriatim punctatis.

*Hab.*—Sarawak.

Dark brown, with a greyish or ashy pubescence, the scutellum with a thick ochreous pubescence; head and prothorax with small distant punctures; elytra seriate-punctate, the punctures gradually disappearing towards the apex; body beneath and legs with a very delicate pale ashy or greyish pubescence; antennæ dark brown, the bases of all the joints except the first white or paler at the base.

Length 4—5 lines.

There are two specimens ticketed with the same number by Mr. Wallace, one much narrower than the other, with a pale ashy pile, and antennæ indistinctly ringed; the second is much darker, with shorter antennæ ringed with pure white.

*Orsidis sobrius.*

*Monohammus sobrius*, Pascoe, Trans. Ent. Sec. ser. 2, iv. 246.

O. brunneus, leviter griseo-pubescent; capite impunctato; prothorace punctis paucis perparvis notato; elytris sub-seriatim punctatis; femoribus anticis valde incrassatis.

*Hab.*—Sarawak (and North China).

Reddish-brown, sparingly clothed with grey hairs; head impunctate; punctures on the prothorax very small, about ten in number, dispersed irregularly on each side the median line; scutellum glabrous in the middle, each side clothed with long yellowish hairs; elytra subseriate-punctate, the punctures rather irregular at the base; body beneath and legs with a more delicate pubescence than on the upper surface; anterior femora nearly twice as thick as the posterior; antennæ pubescent, brownish, the joints ashy at the base.

Length 6 lines.

Resembles a very small individual of *Monochamus fistulator*, Germ.

*Orsidis cariosus.*

O. niger, pube ochracea irroratus; prothorace oblongo, grosse et confertim punctato; elytris basi sub-cristatis, grosse et irregulariter punctatis, punctis nitido-areolatis.

*Hab.*—Singapore, Sarawak.

Black, speckled with ochraceous; head and prothorax closely and coarsely punctured, the latter rather narrow or somewhat longer than broad; scutellum with a longer and more yellowish pubescence; elytra sub-crested at the base, coarsely and irregularly punctured, the punctures with glabrous black shining edges, the intervals with small patches of ochreous pubescence, here and there forming larger patches; body beneath, legs and antennæ brownish-testaceous, with a thin greyish pile, joints of the latter darker at their apices.

Length 6 lines.

*Orsidis incomptus.*

O. brunneus, pube cervina tectus; capite prothoraceque impunctatis; elytris vix sub-seriatim punctatis, apicibus subangulatis; femoribus anticis valde incrassatis.

*Hab.*—Makian.

Reddish-brown, entirely covered with a fawn-coloured pubescence, which is a little finer on the body beneath and legs;

head and prothorax impunctate; scutellum with a yellowish pubescence; elytra irregularly punctured at the base, the punctures assuming a more linear arrangement near the suture, the apex of each elytron drawn out into a small angle; antennæ pale reddish-testaceous, the apices of the joints brown.

Length 5 lines.

*Orsidis proletarius.*

*Monohammus proletarius*, Pascoe, Trans. Ent. Soc. ser. 2, iv. 246.

*O. fuscus*, subtiliter cinereo-pubescentis; capite prothoraceque impunctatis; elytris sub-angustatis, sub-seriatim punctatis, apicibus sub-angulatis; femoribus anticis valde incrassatis.

*Hab.*—Macassar.

Dark brown, with a very delicate close ashy pubescence; head and prothorax impunctate, the latter less transverse than in *O. incomptus*, and having a very slight longitudinal median ridge; scutellum greyish; elytra rather narrow, subseriate-punctate, the apices sub-angular; more sparingly pubescent beneath and on the legs; anterior femora very thick; antennæ reddish-brown, pubescent.

Length 6 lines.

This species did not occur in Mr. Wallace's own collection; my original specimen serves for the above description, and this, as mentioned *loc. cit.*, has the eighth joint of its antennæ remarkably thickened; whether this is its normal character seems doubtful.

PSECTROCERA.

*Psectrocera*, Pascoe, Journ. of Ent. i. 345.

*Caput* exsertum, antice sub-transversum, convexum; tuberculis antenniferis valde divergentibus. *Oculi* mediocres, normales. *Antennæ* corpore longiores; scapo pyriforme, apice cicatricoso; articulo tertio scapo duplo longiori; cæteris gradatim brevioribus, tribus ultimis æqualibus exceptis; tertio, quarto et quinto apice plumosis. *Palpi* mediocres. *Prothorax* elongatus, cylindricus, inermis. *Elytra* breviuscula, ovata, supra sub-depressa, basi granulato-cristata, apicibus rotundatis. *Pedes* mediocres, antici (♂) multo longiores; femora incrassata; tibiæ anticæ sub-curvatæ, apice intus dentatæ, intermediæ emarginatæ; tarsi ut in *Himantocera*. *Prosternum* simplex. *Mesosternum* sub-dentatum.

Nearly allied to *Gnoma*, but differentiated by its cylindrical prothorax, pyriform scape, and plumose antennæ. Between this

genus and the preceding there is a very considerable break, but this cannot be avoided in a linear arrangement. The only described species of *Psectrocera* has been long known as the *scopulicornis* of Dejean's Catalogue, and was originally from Java.

*Psectrocera plumosa.*

*Gnoma?* *plumosa*, Westwood, Cab. Orient. Ent. p. 11, pl. v. fig. 3.

*P.* subtiliter pubescens, fusca, ochraceo-lineata et sub-maculata; antennis griseatis, plumis nigro-fuscis.

*Hab.*—Sarawak.

Finely pubescent, dark brown, with longitudinal lines of ochreous, which on the elytra are more or less connected by small obscurer spots; head spotted in front, the vertex with three narrow lines, the side with one; prothorax with corresponding stripes, but with two additional on each side beneath; scutellum ochreous, and, together with a medio-basal line on the prothorax, and two lines proceeding from its apex and diverging behind on the elytra, brighter and more pubescent than the rest; elytra with a double row of small granulations at the base; body beneath and legs brownish, pubescent, the former with a pale line along the sterna and sides of the abdomen; antennæ reddish-grey, the plumes, which are confined to the tips of the joints beneath, blackish-brown.

Length 8 lines.

GNOMA.

*Gnoma*, Fabricius, Syst. Eleut. ii. 315.

*Cuput* exsertum, antice sub-quadratum, clypeo apice sinuato; tuberibus antenniferis validis, basi approximatis. *Oculi* medio-ocres, lobo superiore magnitudinis normalis. *Antennæ* elongatæ; scapo sub-cylindrico, prothoracem attingente, apice valde cicatricoso; articulo tertio scapo quadruplo longiore; cæteris tertio brevioribus, æqualibus, vel aliquando paulo gradatim decrescentibus, ultimo sæpe excepto. *Prothorax* (♂) valde elongatus, inermis, medio incurvatus. *Elytra* breviuscula, sub-trigonata (♂), oblongo-ovata (♀), apicibus rotundatis. *Pedes* elongati, antichi præsertim in ♂ longiores, postici breviores; *femora* in medio modice vel vix incrassata; *tibiæ* anticæ sub-arcuatæ, apice intus dentatæ; *tarsi* antichi (♂) frequenter longiusculi, dilatati, piloso-marginati, postici minores. *Prosternum* angustatum, simplex. *Mesosternum* dentatum.

The species of this very natural genus are very difficult to dis-

criminate so far as regards the males, and the females, as it appears to me, are absolutely undistinguishable. Scarcely any of the characters appear to be permanent, and all the specimens, so far as I have noticed them, may be divided into two categories, each of which might be conveniently considered to represent one very variable species—*Gnoma giraffa*, Schreib., representing the long-necked black category, and *Gnoma sticticollis*, J. Thoms., the shorter-necked brownish and spotted category. It will be very difficult to ascertain what are the really permanent species with our present data. The following descriptions apply exclusively to the males; the females have always shorter necks, legs and antennæ, and the elytra broader and more parallel, and often more varied with white than the males.

*Gnoma giraffa.*

*Cerambyx giraffa*, Schreibers, Trans. Linn. Soc. 1801, p. 198, pl. xxi. fig. 8.

*Cerambyx longicollis*, Olivier, Entom. iv. No. 67, p. 49, pl. xi. fig. 63, (♀)? (1795).

*G. nigra, nitida*; elytris basi granulato-punctatis, punctis apicem versus gradatim obsoletis.

*Hab.*—Ceram, Amboyna, Matabello.

Glossy-black, the legs with a blueish, the elytra with a greenish tinge; head and prothorax together as long as the elytra; the former with small distant punctures; prothorax finely corrugated; scutellum rounded, covered with densely-set white hairs; elytra moderately broad at the base, thickly set with small granules, which gradually pass into punctures but become smaller and more dispersed towards the apex, the latter very slightly pubescent; body beneath glossy-black; antennæ more than twice as long as the body, first three joints very rugose. The female is stouter and often spotted with white.

Length 14 lines.

*Gnoma agroides.*

J. Thomson, Essai &c., p. 106.

*G. nigra, nitida*; prothorace vitta mediana, elytris macula humerali suturaque albis; his angustatis.

*Hab.*—Batchian, Gilolo, Kaioa, Makian, Menado, Ternate.

Glossy-black, stripe on the middle of the prothorax, a spot at the base of the elytra near the shoulder, the suture, and often



a few specks on the sides, white; sculpture of the prothorax and punctures on the elytra as in *G. giraffa*; body beneath black, sterna, abdomen and legs with a very delicate greyish-white pubescence; episterna and epimera of the mesothorax and abdominal segments at the sides white. The example from Ternate is more pubescent, and therefore less glossy than the others. The female varies considerably in the amount and disposition of the white portion. *G. albo-vittata*, Thoms., is probably one of them.

Length 14 lines.

*Gnoma propinqua.*

*G. nigra*, nitida; vitta mediana prothoracis, suturaque albis; elytris breviusculis, trigonatis.

*Hab.*—Makian.

Resembles the preceding except in the white pubescence being confined to a central stripe along the prothorax and elytra—a point probably of little importance—but the elytra are much shorter and much broader at the base, and are very decidedly trigonate. There is but a single specimen in the collection; but (with the proviso mentioned above) I have not the slightest hesitation in separating it from the preceding.

Length 15 lines.

*Gnoma albotessellata.*

Blanchard, *Voy. au Pôle Sud*, iv. pl. xvii. fig. 8.

*G. nigra*, nitida; prothorace vitta mediana alba; elytris latiusculis, maculis albis dispersis.

*Hab.*—Aru, Dorey.

Broader and more robust than any of the preceding, without any sutural stripe on the elytra, which are more or less speckled, the median stripe on the prothorax variable, sometimes nearly obsolete; one large central white spot on each elytron, a smaller one near the apex; the epimera and episterna of the mesothorax and sometimes the borders of the abdominal segments white.

Length 12 lines.

*Gnoma ctenostomoides.*

J. Thomson, *Essai &c.*, p. 105.

*G. nigra*, nitida; elytris impunctatis, basi granulato-punctata excepta.

*Hab.*—Waigiou, Mysol, Aru, Dorey.

Glossy-black, distinguished from all the other species by the smoothness and impunctuation of the elytra except at the base; in colour some specimens are entirely black, always excepting the scutellum, others are as described by M. Thomson.

Length 7—9 lines.\*

*Gnoma longitarsis.*

*G. fusca*; elytris angustatis, fulvo-irroratis, sat fortiter punctatis; tarsis anticis elongatis; antennarum articulo tertio læve.

*Hab.*—Singapore, Sarawak.

Brown, or yellowish-brown, slightly shining; head sparingly punctured in front, when fresh clothed with an ochreous tomentum; prothorax elongate; elytra narrow, the sides sub-parallel, rather coarsely and closely punctured, and marked with numerous dull ochreous or fulvous spots; body beneath more or less spotted with ochreous; legs slender, the anterior tarsi elongate; antennæ with the third joint smooth.

Length 10—12 lines.

*Gnoma pulterea.*

*G. fusca*; elytris trigonatis, pallide irroratis; tarsis anticis haud elongatis; antennarum articulo tertio rugoso.

*Hab.*—Macassar.

Brown, slightly shining; head obsoletely punctured, covered with an ochreous tomentum; prothorax moderately elongate; elytra trigonate, speckled with pale yellowish-grey, principally along the suture; body beneath, especially on the sterna and abdomen, with a yellowish-ferruginous pubescence; legs rather robust, elongate, the anterior tarsi of the normal length; third joint of the antennæ rugose.

Length 13 lines.

*Gnoma dispersa.*

Pascoe, Proc. Zool. Soc. 1866, p. 252.

*G. fusca*, pube brevi grisea tecta; elytris, pallide ochraceo-irroratis, prothorace multo longioribus; pedibus modice elongatis.

*Hab.*—Singapore, Macassar, Batchian, Java.

Brown, covered with a short greyish or sometimes ochreous

\* One specimen from Dorey, with the punctures extending to the middle of the elytra, is 13 lines in length: query, if *G. ctenostomoides*?

pile, more or less speckled with fulvous, ochreous or greyish; prothorax much shorter than the elytra, striped in the middle or not; elytra oblong, neither narrow nor trigonate, finely punctured except at the base, the punctures becoming nearly obsolete towards the apex; body beneath with a thin whitish or greyish pubescence, occasionally tinged with fulvous.

Length 6—10 lines.

Possibly several species are here united, but I must confess that I am unable to separate them by any characters that can be relied upon as permanent. I cannot distinguish M. Thomson's *Gnoma sticticollis*, Arch. Ent. i. 297, by his description, from this or either of the two preceding species.

MECOTAGUS.

*Mecotagus*, Pascoe, Proc. Zool. Soc. 1866, p. 252.

*Caput* exsertum, antice breve, clypeo apice lato; tuberibus antenniferis validis, basi approximatis. *Oculi* mediocres, lobo superiore magnitudinis normalis. *Antennæ* elongatæ; scapo obconico, prothoracem vix attingente, apice cicatricoso; articulo tertio scapo triplo vel quadruplo longiore; quarto tertio dimidio brevior; cæteris æqualibus, ultimo longiore (♂) excepto. *Prothorax* elongatus, sub-cylindricus, lateribus haud vel vix antice incurvatis. *Elytra* breviuscula, ovata, apicibus emarginatis. *Pedes* elongati, antichi longiores; *femora* linearia; *tibiæ* anticæ sub-arcuatæ, apice inermes; *tarsi* articulo basali sub-elongato. *Prosternum* simplex. *Mesosternum* elevatum, productum.

*Cerambyx tigrinus*, Oliv., is the type of this genus, a congener of which has been erroneously referred by Mr. White to *Pelargoderus*, Serv. It is allied to *Gnoma*, from which it differs in the form of the prothorax, the linear femora, the longer basal joint of the tarsi, and other characters. The species referred to by Mr. White under the name of "*P. tessellatus*, Guér.," does not appear to be described; the following has a very distinct style of pubescence from the (two ?) species previously known.

*Mecotagus pæcilus.*

*M. niger*, subtiliter pubescens; elytris maculis albo-tomentosis irroratis.

*Hab.*—Java.

Black, covered with a very short delicate pubescence not hiding

the derm, the white spots and stripes covered by a coarser tomentum; head with four vertical stripes in front, one median and two on each side corresponding with the same number on the prothorax; the latter very slightly corrugated transversely; scutellum white; elytra speckled with numerous irregular white spots, some of which coalesce, especially posteriorly; body beneath with a thin pubescence, except at the sides, the abdominal segments with lateral black spots.

Length 11 lines.

OLENECAMPTUS.

*Olenecamptus*, Chevrolat, Mag. de Zool. 1835, p. 134.

*Schæniocera*, (Dej.)

*Caput* exsertum, antice breve, transversum, clypeo apice sinuato; tuberibus antenniferis crassis, basi sub-approximatis. *Oculi* magni, lobo superiore angustato. *Palpi* graciles. *Antennæ* elongatæ, setacæ; scapo rugoso, sub-pyriformi, prothoracem haud attingente, apice haud cicatricoso; articulo secundo brevissimo; tertio scapo quadruplo longiore; cæteris tertio multo brevioribus, ultimo excepto. *Prothorax* in utroque sexu cylindricus, inermis, capite haud latior. *Elytra* sub-elongata, parallela. *Pedes* inæquales, antichi longiores, præsertim in maribus, postici breviusculi; femora modice incrassata; tarsi postici minores. *Pro- et meso-sterna* elongata, declivia.

*Olenecamptus* is a well-marked genus, at once distinguished by its short rough scape without a cicatrix, in conjunction with its short posterior legs. A remarkable and probably dimorphous variety has been separated from *O. bilobus* by M. Chevrolat, on account of the inner edge of the fore tibiæ being minutely serrated, under the name of *O. serratus*. I have similar examples from Timor and Flores. The inner edge of the antennæ is sometimes serrated in the same way. This species has a very wide range, being found all over India, Ceylon, Java, &c., and has been also reported from Australia.

*Olenecamptus bilobus.*

*Saperda biloba*, Fabricius, Syst. Eleut. ii. 324.

*Olenecamptus serratus*, Chevrolat, l. c., var.

*Authades Indianus*, J. Thomson, Arch. Ent. i. 192.

*O.* brunneo-testaceus; vertice prothoraceque ochraceo-pubes-

centibus; elytris leviter griseo-pubescentibus, macula magna basali biloba nivea ornatis.

*Hab.*—Singapore, Sarawak, Batchian, Amboyna, Banca, Java, Timor, Flores, Dorey, (and Ceylon, Siam, India.)

Pale brownish-testaceous; vertex and prothorax covered with a close ochreous pubescence; scutellum snowy-white; elytra with a delicate greyish or ochreous pubescence, a large bilobed spot composed of a close-set snowy tomentum at the apex of the scutellum, and generally two smaller spots (sometimes only one) on each elytron; face, body beneath and legs with a white pubescence; antennæ brownish-testaceous.

Length 6—8 lines, of the antennæ 18—22 lines.

*Olenecamptus optatus.*

Pascoe, Proc. Zool. Soc. 1866, p. 253.

*O. fusco-brunneus*, pube grisea brevi tectus; scutello concolore; capite, prothorace, elytris que maculis rotundatis niveis ornatis.

*Hab.*—Singapore, Sarawak.

Dark reddish-brown, covered with a short greyish pubescence, two or three spots on the cheek, one behind the eye, four on the prothorax, and four on each elytron, (*i. e.* seven on each side from the eye to the apex of the elytra), snowy-white; head broader than the prothorax, remotely punctured in front, the vertex impunctate; prothorax transversely corrugated; scutellum semicircular, greyish-brown; elytra rather closely punctured, the sides gradually narrowing posteriorly, the apices slightly dehiscent, each ending obliquely in a short mucro; body beneath and legs with a thin greyish-white pile.

Length 6—10 lines, of the antennæ (♂) 12—20 lines.

*Olenecamptus strigosus.*

*O. brunnescens*, pube subtiliter tectus; elytris maculis elongatis albis ornatis.

*Hab.*—Aru, Amboyna.

Reddish or testaceous-brown, with a delicate greyish pubescence; face, cheeks, and two lines on the vertex white; prothorax finely corrugated; scutellum small, white; elytra very delicately pubescent, distinctly punctured, their apices obliquely truncate, a long narrow spot on each side of the scutellum, one above, another behind the middle, and two or three smaller spots or lines towards

the apex, composed of a dense whitish tomentum; body beneath and legs with a thin ashy pile; antennæ brownish-testaceous.

Length 8 lines, of the antennæ (♂) 18 lines.

CYLINDREPOMUS.

*Cylindrepomus*, Blanchard, Voy. au Pôle Sud, iv. 268.

*Caput* exsertum, antice breve, transversum, clypeo apice late sinuato; tuberibus antenniferis crassis, basi sub-approximatis. *Oculi* mediocres, profunde divisi, lobo superiore valde angustato. *Palpi* graciles. *Antennæ* elongatæ, setacæ; scapo rugoso, sub-pyriformi, prothoracem haud attingente, apice haud cicatricoso; articulo secundo brevissimo; tertio scapo quadruplo longiore; cæteris tertio brevioribus et sub-æqualibus, ultimo excepto. *Prothorax* in utroque sexu cylindricus, capite haud latior. *Elytra* sub-elongata, parallela, apicibus acuminatis vel rotundatis. *Pedes* graciles, elongati, præsertim postici; *femora* fusiformia; *tibiæ* fere lineares; *tarsi* breves, æquales. *Pro-* et *meso-sterna* declivia.

An elegant genus, only known before Mr. Wallace's researches by a single species, and at once distinguished from any of the preceding, except *Olenecamptus*, by the non-existence of a cicatrix on the scape, and from that it is well separated by the great length of the posterior legs, which, except in one species, are longer than the anterior, an unusual character in the sub-family. The species vary greatly in colour, but are all finely pubescent.

*Cylindrepomus nigrofasciatus.*

Blanchard, Voy. au Pôle Sud, iv. 268, pl. xvii. fig. 2.

*C. ater*; elytrorum basi, linea suturali ad fasciam antemedianam descendente, hac fasciaque altera postmediana, et linea descendente ad apicem, albis, apicibus acuminatis.

*Hab.*—Arn, Dorey.

Black, the head and prothorax ashy, or the head black and the prothorax white, in both with the cheeks and a line above the eyes whitish; scutellum black, semicircular; elytra with a line beginning at the base, descending down the suture and forming a transverse band before the middle, and another transverse band behind the middle with a line descending to the apex, silvery white or sometimes ashy, the apices acuminate; body beneath with an ashy pubescence; legs and antennæ reddish-brown.

Length 6 lines, of the antennæ (♂) 15 lines.



*Cylindrepomus grammicus.* (Pl. XIV. fig. 5.)

Pascoe, Ann. and Mag. Nat. Hist. ser. 3, v. 121.

*C. niger*; prothorace albo, vel nigro-trivittato; elytris fusciscentibus vel ochraceis vel nigris, albo- vel griseo-lineatis, apicibus sub-acuminatis.

*Hab.*—Batchian, Menado, Morty, Mysol, Ceram, Amboyna, Waigiou, Saylee.

Head black, generally with a white spot behind the eye; prothorax entirely white, or white with three black stripes of variable width; scutellum white or black, subscutiform with a pointed apex; elytra black or reddish-brown or ochreous, with two whitish stripes meeting near the apex, these stripes varying in width, one colour or the other sometimes reduced to a mere line, or the lines nearly obsolete, apices sub-acuminate; body beneath light brown or blackish, with more or less of a whitish pubescence; legs black, femora reddish at the base; antennæ black.

Length 5—7 lines, of the antennæ (♂) 15—17 lines.

*Cylindrepomus peregrinus.*

Pascoe, Trans. Ent. Soc. ser. 2, iv. 241.

*C. niger*; prothorace impunctato; elytris leviter punctatis, cinereo-fasciatis, apicibus sub-acuminatis.

*Hab.*—Java, Sarawak.

Black; head and prothorax, except the disk, ashy, the latter impunctate; scutellum black, the apex ashy; elytra finely punctured, a band near the base, a line commencing at its inner end near the scutellum and extending obliquely outwards and backwards, a second band behind the middle, and the apex, ashy, apices sub-acuminate; body beneath with a thin ashy pubescence; legs brownish, the posterior tibiæ not ciliated on their inner margins, their tips and all the tarsi whitish; antennæ black, the first three or four basal joints purplish-brown.

Length 6 lines, of the antennæ (♂) 13 lines.

*Cylindrepomus lætus.*

Pascoe, *loc. cit.*

*C. niger*; prothorace distincte punctato; elytris sat fortiter punctatis, fasciis tribus, basali et mediana connexis, et macula oblonga apicali, albis, apice rotundatis.

*Hab.*—Singapore.

Black; vertex and disk of the prothorax ashy, the latter rather



finely but distinctly punctured, with a whitish band along the basal margin; scutellum white; elytra rather strongly punctured in comparison with the punctures on the prothorax, a band near the base, another a little before the middle but connected along the suture with the former, another between the middle and the apex, and an oblong spot on the apex, greyish-white, the apices taken together rounded; body beneath with an ashy pubescence, sides of the sterna pure white; legs black, the posterior tibiæ ciliated along their inner margins, their tips and tarsi white.

Length  $4\frac{1}{2}$  lines, of the antennæ ( $\delta$ ) 16 lines.

*Cylindrepomus comis.*

Pascoe, Trans. Ent. Soc. ser. 2, iv. 241, pl. xxv, fig. 7.

*C. ruber*; fronte, prothoracis lateribus, elytrorum maculis quatuor lateralibus extus connexis, antennis pedibusque (posticis exceptis) nigris.

*Hab.*—Sarawak.

Above pure brick-red, the front, sides of the prothorax, and four large patches on the elytra externally, but which are connected along the margin, black; body beneath ashy, with the sides of the sterna pure white; legs, except the intermediate tarsi, brownish-black, the posterior tibiæ, which are slightly ciliated on the under surface, brownish at the base but gradually becoming white towards the tip, their tarsi also white; antennæ dark brown.

Length  $4\frac{1}{2}$  lines, of the antennæ ( $\delta$ ) 16 lines.

GERANIA.

*Gerania*, Serville, Ann. Soc. Ent. Fr. iv. 71.

*Caput* insertum, antice breve, clypeo apice sinuato; tuberibus antenniferis valde divergentibus. *Oculi* mediocres. *Antennæ* elongatæ, fimbriatæ; scapo sub-cylindrico, medium prothoracis attingente; articulo secundo obconico; tertio ( $\delta$ ) quadruplo longiore; cæteris brevioribus. *Prothorax* cylindricus, muticus, longitudine haud latior. *Elytra* ovata, apice truncata. *Pedes* ( $\delta$ ) longissimi, tenuissimi, lineares, intermedii multo breviores; *tibiæ* arcuatæ, intermediae extus integræ; *tarsi* breviusculi, antichi articulo penultimo ( $\delta$ ) extus producto et barbato. *Antepectus* brevissimum. *Pro-* et *meso-sterna* simplicia.

The only representative of this remarkable genus, which in

outline resembles a *Phalangium*, has been long known, and is rather local and exceptional in its habitat, but wherever it occurs it seems to appear in large numbers. The female has shorter legs and antennæ than the male, but otherwise scarcely differs. It must have been this sex that was described by Fabricius from a specimen in the collection of Bosc. As I am not aware of the existence of any figure of the species, I have given one of the male.

*Gerania Boscii.* (Pl. XIV. fig. 7).

*Saperda Boscii*, Fabricius, Syst. Eleut. ii. 323.

*G. albo-pubescentis*, maculis brunneis vel fuscis varia.

*Hab.*—Java, Malacca, Lombok, (and Siam).

Closely covered with a pure white, or sometimes dingy-white, somewhat coarse pubescence, with intervals of reddish-brown or dark-brown spots of the derm clothed only with a very delicate pubescence; head with two spots on the forehead and two on the vertex; prothorax with three spots on the disk, and two on each side; spots on the elytra more or less united so as to form four irregular bands, or the two posterior bands by their union forming only one; body beneath, legs and antennæ black, with a short delicate pubescence.

Length 8 lines; anterior legs (♂) 2½ lines; antennæ (♂) about 25 lines.

#### ONOCEPHALINÆ.

This sub-family exactly accords with M. J. Thomson's 14th "groupe," as defined and limited by him in the "Essai" (p. 120), so far as its members were at that time known. It was there composed of the four genera *Gryllica*, *Pachypeza*, *Ischioloncha* and *Onocephala*. In the more recent "Systema" he makes it a "division" of his "groupe" *Hippopsitæ*, retaining of the above only *Onocephala*, and adding two new forms—*Atossa* and *Apechthes*.

The form and position of the head is the most salient character of the *Onocephalinæ*; in the typical genus *Onocephala*, it is rather large, produced and contracted above, so that the antennary tubers are nearly or quite contiguous, dilated and prolonged below the eyes which are small in proportion, and is bent inwards so that the face is more or less in a line with the under surface. The antennæ vary in length, but they are generally either pilose or fimbriated beneath, with the scape almost perfectly cylindrical and without a cicatrix; the legs are either of moderate length, or so short as not to extend beyond the extremity of the

body; the tarsi are always short, with the claw-joint usually of remarkable size.

This sub-family appears to be confined to tropical America and to the Malayan region; in Mr. Wallace's collection it is represented by a single individual, which, I am sorry to say, is in a very poor condition, and it is only because of its importance as the sole representative of its sub-family that I have noticed it. Besides several genera described by M. J. Thomson, but unknown to me (except *Atossa*), and some of which may probably prove to belong to this sub-family, I have two or three unpublished forms which I include in it; I think also that Mr. Newman's genus *Epaphra* from Manilla may also be referred to it, although of a somewhat aberrant character.

Genus.

*Phelipara*, n. g.

PHELIPARA.

*Caput* fronte modice productum, infra oculos vix dilatatum, tuberibus antenniferis validis, contiguis, fere erectis. *Oculi* tenue granulati, mediocres, lobis superioribus parvis, approximatis. *Antennæ* fimbriatæ; scapo elongato, cylindrico. *Prothorax* capite paulo latior, sub-cylindricus. *Elytra* elongata, basi prothorace multo latiora, postice sensim attenuata, apicibus sinuatis, angulo externo dentato. *Pedes* breves; *femora* incrassata; *protibiæ* curvatæ; *tarsi* æquales, articulo ultimo valde elongato. *Coxæ* anticæ globosæ, divergentes, haud approximatae. *Pro- et meso-sterna* mutica.

The antennæ of this unique example are broken off at the third joint; in other respects it appears to have most of the characters of *Pachypeza*, but with larger claw-joints, the anterior coxæ more globose, and the apices of the elytra sinuate.

*Phelipara marmorata.*

*P. fuscescens*, pube sparsa tecta; elytris basi albo-marmoratis, postice lineis longitudinalibus fulvis.

*Hab.*—Sarawak.

Pale brownish, covered with a thin mostly greyish pile; eyes margined with yellow hairs, two lines of yellow hairs also on the cheeks below the eyes; prothorax transversely corrugated, the anterior and posterior borders and five stripes between the apical and basal grooves composed of yellow hairs; elytra finely punc-

tured, the base marbled with white reticulated veins, posteriorly a few narrow yellowish indefinite stripes; body beneath and legs pale-brownish, with a loose greyish tomentum, the epimera of the metathorax densely clothed with white hairs.

Length 11 lines.

HIPPOPSINÆ.

No other sub-family of Longicorns presents a head so peculiar in its form and direction as the more typical members of the *Hippopsinæ*. In these it is of a conical shape, and, as a cone, porrect; the upper line forms the vertex and the lower the face, the apex bears the antennæ, which are almost or quite contiguous at the base, and the eyes are most abnormally placed at some distance from the insertion of the antennæ. But, as usual, these peculiarities shade off in the different genera, so that at last we are led rather by general resemblance than by any definite characters to decide on their affinities.

The *Hippopsinæ* lie directly between the *Onocephalinæ* and *Saperdinæ*; the former sub-family shows the same tendency to the horizontal position of the head, although in a less degree, but always has the eyes in the normal position, a more robust form, and the pro- and meso-sterna shorter, so that the anterior and intermediate coxæ are more or less approximate, while in the *Hippopsinæ* these conditions are reversed. The relations of the *Hippopsinæ* with the *Saperdinæ* will be noticed further on.

The members of this sub-family are found all over the world, except Europe,\* but are apparently not very numerous either as to species or individuals. From Australia, indeed, we have as yet only a single exponent of the group, *Essisus*, recently described by me in Proc. Linn. Soc., Zool., ix. 90. The number of species in Mr. Wallace's collection is only five, distributed into three genera.

*Genera.*

Eyes not divided.

Head almost horizontal ..... *Apophrena*, n. g.

Head nearly vertical ..... *Pothyne*, Thoms.

Eyes divided ..... *Tetraglenes*, Newm.

\* M. J. Thomson has, in his *Systema &c.* (p. 97), referred *Calamobius*, Guérin, to *Hippopsis*, an error which I have already noticed in the Society's Proceedings, 1865, p. 126, but which, having been adopted by M. Léon Fairmaire in the "Genera des Coléoptères d'Europe," may probably lead to the name *Hippopsis* being found in some future European catalogue.

## APOPHRENA.

*Caput* sub-conicum, tuberibus antenniferis apice sitis, contiguis, erectis. *Oculi* magni, antennarum basi vix contigui, fortiter emarginati, lobo inferiore prominulo, rotundato. *Antennæ* filiformes; scapo cylindrico, basin elytrorum attingente; articulo tertio paulo brevioribus; cæteris fere sub-æqualibus. *Prothorax* cylindricus. *Elytra* prothorace latiora, apicibus spinosis. *Pedes* brevissimi, *tarsi* angustati, articulo ultimo elongato. *Pro- et meso-sterna* declivia. *Corpus* gracile.

This genus differs from *Hippopsis* only in the contiguity and direction of the antennary tubers, and in the eyes being situated at a little distance from the base of the antennæ, a modification which we find still further carried out in *Tetraglenes* and other genera. Of the three species described below it might perhaps have been more natural to have made *A. montana* the type of a separate genus, as it has peculiar wedge-shaped elytra and longer legs.

*Apophrena filifera.* (Pl. XV. fig. 7.)

*A. fusca*; elytris parallelis, apicibus spinoso-acuminatis.

*Hab.*—Sarawak.

Brown, with a minute greyish pubescence; head and prothorax sparingly punctured, the former with a median and two lateral yellowish lines, the lateral extended also along the sides of the prothorax; scutellum scutiform, covered with a yellowish silky pile; elytra parallel, rather coarsely punctured, a few indistinct stripes of yellowish posteriorly, each apex produced into a well-marked spine; antennæ about four times as long as the body, entirely brown; body beneath and legs brown, the posterior legs not extending beyond the elytra.

Length  $4\frac{1}{2}$  lines.

*Apophrena tenella.*

*A. brunnea*; elytris parallelis, apicibus sinuatis, angulo externo producto.

*Hab.*—Aru.

Reddish-brown, covered with a delicate pubescence; head closely punctured, a thin median and two broad lateral stripes, one pale yellow; prothorax less closely punctured, with two broad lateral and two nearly obsolete median stripes; scutellum narrow, rounded behind, with a yellowish silky pile; elytra parallel, sub-

seriate-punctate, the punctures here and there divided by irregular raised lines clothed with greyish hairs, the apices rather deeply sinuate, the outer angle especially produced; antennæ nearly four times as long as the body, the third, fourth and fifth joints pale testaceous at the base; body beneath and legs with a thin grey pubescence.

Length 4 lines.

*Apophrena montana.*

*A. castanea*, glabra, nitida; elytris basi dilatatis, postice attenuatis, apicibus oblique truncatis, angulo externo producto.

*Hab.*—Java.

Chesnut-brown, smooth, shining; head closely punctured; prothorax with the punctures coarser and more dispersed, and a broad imperfect whitish stripe on each side; scutellum scutiform, pubescent; elytra much broader than the prothorax at the base, gradually tapering posteriorly, strongly and closely punctured, but the punctures become gradually smaller and are nearly obsolete at the apex, from the shoulder to the suture is an oblique impression which is continued along the latter, the apices obliquely truncate, the outer angle produced into a short tooth; antennæ three or four times as long as the body; body beneath dark brown; legs and scape reddish-ferruginous.

Length 6 lines.

The specimens are ticketed "Java 6,000 ft."

## TETRAGLENES.

*Tetraglenes*, Newman, Entom. i. 300.

*Caput* conicum, tuberibus antenniferis apice sitis. *Oculi* quatuor, parvi, laterales, a basi antennarum distantes. *Os* minutum, propectorii contiguum. *Antennæ* lineares, fimbriatæ, corpore paulo longiores; scapo cylindrico, elongato; articulo quarto tertio longiore; cæteris gradatim decrescentibus. *Prothorax* elongatus, sub-cylindricus. *Elytra* prothorace vix latiora, sub-parallelæ, elongata, postice dehiscentia. *Pedes* brevissimi; *femora* incrassata; *protibiæ* curvatæ; *tarsi* æquales. *Pro-* et *meso-sterna* planata, elongata. *Corpus* sub-lineare.

Mr. Newman says that this is the only insect he has seen "possessing four distinct and widely separated eyes," \* \* \* "each eye being apparently independent of the other three." This is not strictly correct, as a fine line may be distinctly traced evidently connecting the two lobes. That these lobes should be placed at



a considerable distance from the base of the antennæ is a more abnormal arrangement. In a closely allied genus—*Eucomatocera*—the upper lobe is directly joined to the lower, a slight indentation marking the point of union. In *Euthuorus* and *Spalacopsis*, the upper lobe is wanting; while in *Dorcasta* and *Aprosopus* the eyes have nearly come back to their normal form. All these genera are clearly allied. The species described below differs, *inter alia*, from *T. insignis*, a species from Hong-Kong, Malacca, and Manilla, in its narrower form, and in the apices of its elytra being straight, not turned outwards.

*Tetraglenes fusiformis.*

*T. fusca*, griseo-lanuginosa; elytris apicibus recte acuminatis.

*Hab.*—Sarawak.

Pitchy-brown, thinly covered with short greyish hairs; head and prothorax finely punctured, the latter rather narrower than the head, abruptly sloped at the sides so as to present the appearance of lines; scutellum rather broad, covered with a silky pile; elytra more coarsely punctured than the prothorax, broadest behind the middle, the apices prolonged but not curved outwards; body beneath, legs and antennæ brownish-grey, the latter about as long as the body.

Length 4 lines.

POTHYNE.

*Pothyne*, J. Thomson, Syst. Ceramb. p. 97.

*Caput paulo inclinatum, haud productum; tuberibus antenniferis validis, divergentibus, basi contiguis. Oculi mediocres, emarginati. Antennæ corpore longiores, fimbriatæ; scapo cylindrico, elytra fere attingente; articulo tertio sub-æquale; cæteris brevioribus. Prothorax cylindricus, inermis. Elytra elongata, parallela, apicibus sub-sinuatis. Pedes brevissimi, robusti; tarsi breves, æquales, articulo ultimo valido. Proet meso-sterna declivia.*

These characters are drawn up from a specimen kindly sent to me by M. Thomson under the name of *Pothyne Malasiaca*, which differs somewhat from the description of his *P. variegata*. The head is not much inclined in this genus, nor is it produced at the base of the antennary tubers; in these respects it may be considered to approximate to the *Saperdinæ*, to which perhaps it might be more desirable to attach it. M. J. Thomson's species apparently differs from the one described below in its "elytra obsolete punctata."



*Pothyne capito.*

*P. fuscescens*, griseo-lineata, pube subtilissima tecta.

*Hab.*—Dorey, Ternate, Ceram.

Brownish, or reddish-brown, with a very delicate pubescence, and longitudinal yellowish-grey lines; head rather large, sub-quadrate in front, somewhat coarsely punctured, a yellowish border to the eye continued to the mouth; prothorax transversely corrugated, with one central and three lateral stripes; scutellum semicircular; elytra rather closely punctured, each with four stripes, including the one bordering the suture; body beneath and legs with a greyish pile, the sterna with a broad yellowish stripe on each side; antennæ brown, about half as long again as the body.

Length 7·lines.

SAPERDINÆ.

*Saperda* was one of the few genera formed by Fabricius out of the old *Cerambyx*, in which Linnæus, now exactly 100 years ago, had included all the *Longicornia* known to him, except *Leptura* and *Necydalis*.\* The only character, however, which had a *real* existence in differentiating *Saperda* from *Lamia*—another of the Fabrician genera—was the unarmed prothorax of the former as contrasted with the spined one of the latter; and chiefly on this character M. Mulsant in 1839 divided his “groupe *Clinocéphalides*” (= *Lamiidæ*) into two families “*Lamiens*” and “*Saperdins*.” M. C. G. Thomson (*Skandinaviens Coleoptera*, i. 152), whilst adopting this division, distinguishes the former principally by their clavate femora; and being thus obliged to admit *Monochamus*, which has nearly linear femora, into the *Saperdinæ*, he attaches a secondary importance to the prothorax. Both these authors deal with limited local faunas, but tested in a broader field the absence or presence of a spine or tooth on the prothorax is a far more valuable character than the clavate or linear femora.

The sub-family, as it is here limited, very nearly agrees with the *Saperditæ veræ* of M. J. Thomson’s *Systema*; but with the addition of *Serixia*, which that author has arranged with the *Amphionychinæ*, notwithstanding that it has simple claws. Whether the *Agapanthiinæ* should be maintained as a distinct sub-family,

\* *Syst. Nat.* ed. xii. The first species of *Leptura*, however, is a *Donacia*, and all the *Necydales* but three are *Heteromera*.

I must confess appears to me at present to be doubtful. M. Léon Fairmaire treats them as a distinct group, but if the subordinate divisions of the longicorn families were to be elaborated in the same way throughout the whole of their extent, several hundred such groups would be necessary, and I am not sure that this may not be found to be the most natural arrangement.

The leading characters of the *Saperdinæ* are as follows:—the intermediate tibiæ are very slightly or not at all emarginate, and never furnished with a tooth as in the more typical *Lamiidæ*; the prothorax is cylindrical and unarmed; the femora are linear or thickened in the middle, rarely clavate; and the pro- and mesosterna are simple. The head also is generally rounded in front, and not exserted; the antennæ are of moderate length, sometimes however very long, setaceous, and distant at the base; the feet rather short; the body compact and often slightly depressed, and the abdominal segments of unequal length. They are distinguished from the *Obereinæ* and *Amphionychinæ* by their simple claws, never appendiculate or bifid; and from the *Hippopsinæ*, to which many of their genera approximate, by the distant bases of their antennæ. It is sometimes difficult to distinguish some of the *Apomecyninæ* from the members of this sub-family, but the former often show traces of the prothoracic tooth which are not present in the *Saperdinæ*.\*

The genera and species of *Saperdinæ* are numerous in the northern temperate region of both the old and new worlds. In the tropical portions of America, *Amillarus* is its only exponent, and this in Chili is replaced by *Emphytæcia*. In Africa we have *Eunidia*, *Syessita*, *Chariesthes*, &c. In Australia at this moment they are entirely unknown, and this fact affords another proof of the striking dissimilarity that exists between its beetle-fauna and that of the Malayan region, as Mr. Wallace's Collection alone contains thirty-five species, divided into eight genera. It must be observed, that the character drawn from the absence of emargination of the intermediate tibiæ is not absolute, but that a slight break in the continuity of the exterior edge is sometimes visible; as it is, the character serves to separate into two very natural categories the genera of the Malayan members of this sub-family, the first four having, moreover, a graduated approximation to the preceding sub-family, and the remainder to the *Astatheïnæ*, which follow.

\* On this account I refer *Zygrita* to the *Apomecyninæ*, where indeed M. J. Thomson originally placed it, rather than to the *Saperdinæ*, to which that authority has referred it in the more recent "Systema."

*Genera.*

- Intermediate tibiæ emarginate.  
 Antennary tubers projecting, approximate ..... *Zotale*, n. g.  
 Antennary tubers very short, distant.  
 Legs very short ..... *Nyctimene*, Thoms.  
 Legs moderately long.  
 Scape sub-cylindrical ..... *Orcesis*, n. g.  
 Scape claviform ..... *Amymoma*, n. g.  
 Intermediate tibiæ entire.  
 Antennæ shorter than the body .... *Entelopes*, Thoms.  
 Antennæ longer than the body.  
 Eyes divided ..... *Bacchisa*, n. g.  
 Eyes not divided.  
 Third joint of the antennæ slender ..... *Serixia*, Pasc.  
 Third joint of the antennæ nearly as thick as the scape ..... *Xyaste*, Pasc.

ZOTALE.

*Caput* parvum, supra paulo constrictum; tuberibus antenniferis approximatis. *Oculi* mediocres, late emarginati. *Antennæ* corpore duplo longiores, fimbriatæ; scapo brevi, sub-fusiforimi, vel basin versus incrassato; articulo tertio plus duplo longiore; sequentibus fere æqualibus. *Prothorax* cylindricus, capite haud latior. *Elytra* elongata, basi prothorace paulo latiora, lateribus gradatim angustioribus, apicibus angulatis. *Pedes* elongati; *femora* incrassata; *tibiæ* breviusculæ; *tarsi* intermedii et postici quam antici longiores. *Prosternum* simplex. *Mesosternum* elongatum, declive. *Abdomen* segmentis quatuor basalibus fere æqualibus.

With its approximate antennary tubers this genus forms a passage to the *Hippopsinæ*, from which it essentially differs in its normally long and stout legs. The mesosternum, however, is much longer than obtains in the ordinary *Saperdinæ*, and it must be considered a rather unsatisfactory member of this sub-family.

*Zotale unicolor.* (Pl. XV. fig. 5.)

*Z. lutea*, pube ochracea tecta.

*Hab.*—Sumatra.

Luteous-yellow, covered with an uniform greyish-ochreous pubescence; head and prothorax with small scattered punctures, the latter without the transverse anterior groove, the posterior close to the base; scutellum semicircular; elytra seriate-punctate, the punctures becoming irregular posteriorly, the inner row forming a groove at the apex; body beneath, legs and antennæ with a more greyish pubescence.

Length 7 lines.

#### NYCTIMENE.

*Nyctimene*, J. Thomson, Arch. Ent. i. 314.

*Caput* antice latum, tuberibus antenniferis remotis. *Oculi* mediocres, normales. *Antennæ* corpore aliquando duplo longiores, sub-filiformes; scapo sub-cylindrico, prothoracis medium attingente, vel longiore; articulo tertio vix brevior; cæteris gradatim decrescentibus. *Prothorax* cylindricus, capite haud latior. *Elytra* elongata, sub-parallelæ, basi prothorace paulo latiora, apicibus sulcatis. *Pedes* breves, æquales; *femora* sub-clavata; *tibiæ* intermediæ emarginatæ; *tarsi* antici modice dilatati. *Pro-* et *meso-sterna* declivia. *Corpus* angustatum.

In the work above quoted M. J. Thomson places this genus near *Oberca*, but in the more recent "Systema" (p. 94) he forms it into a distinct "groupe," putting it directly before his "*Hippopositæ*." It is certainly not to be considered a legitimate member of this sub-family, but unless we adopt it as the representative of a distinct group, I do not see that it can be better placed. It is the genus *Eusebis* of Dejean's Catalogue.

#### *Nyctimene vittata.*

*N. fusca*, pubescens, griseo-vittata; elytris apicibus extus valde acuminatis; antennis articulis nono et decimo albis.

*Hab.*—Singapore.

Brown, thinly pubescent above, with greyish stripes of denser pubescence; head remotely punctured, face covered with grey hairs; prothorax also remotely punctured, with three stripes on the

disk; scutellum scutiform; elytra subseriate-punctate, marked with five stripes, including the common sutural one, the apex of each bisacuminate, the outer strongly produced; body beneath brown, with a thin greyish pile, the sides of the prothorax and sterna with a grey stripe; legs pale reddish-brown; antennæ nearly twice as long as the body, brown, the ninth and tenth joints white.

Length  $4\frac{1}{2}$  lines.

*Nyctimene subsericea.*

*N. clare brunnea*, pube subtili grisea subsericea tecta; antennæ articulis octavo et nono albis.

*Hab.*—Menado.

Clear reddish-brown, darker towards the apex of the elytra, covered above with a short, somewhat silky, greyish pubescence; head and prothorax remotely punctured, the vertex impunctate; scutellum sub-scutiform; elytra subseriate-punctate, the apex of each shortly bisacuminate; body beneath and legs brown, with a short whitish pile; antennæ nearly twice as long as the body, brown, the eighth and ninth joints white.

Length  $5\frac{1}{2}$  lines.

ORCESIS.

*Caput* antice sub-quadratum, tuberibus antenniferis validis, brevibus, basi remotis. *Oculi* mediocres, modice emarginati. *Antennæ* corpore paulo longiores, graciles, setaceæ; scapo cylindrico, modice elongato; articulo tertio scapo æquali; quarto tertio longiore; sequentibus gradatim decrescentibus. *Prothorax* capitis latitudinem non superans, cylindricus, antice et postice transversim impressus. *Elytra* elongata, basi prothorace paulo latiora, postice angustiora, apice truncata. *Pedes* mediocres; *tibiæ* intermediæ sub-emarginatæ; *tarsi* sub-elongati, articulo ultimo valido. *Acetabula* antica breviter angulata. *Pro- et meso-sterna* sub-elongata et declivia. *Abdomen* segmentis tribus intermediis brevioribus. *Corpus* sub-angustatum.

A dully-coloured insect, resembling *Phaula melancholica*, is the only exponent of this genus. It has no very salient characters, and its affinities are not evident.

*Orcesis phauloides.* (Pl. XV. fig. 2.)

*O. fusca*, pube grisescente tecta.

*Hab.*—Batchian.

Dark brown, covered with a uniform delicate greyish pubescence slightly tinged with ochraceous, the sides of the elytra posteriorly with scattered black setulose hairs; head rather strongly punctured in front; prothorax longer than broad, sparingly punctured; scutellum semicircular, with a longer and yellowish pile; elytra sparingly and irregularly punctured, the punctures coarser at the base, apices with their external angle ending in a very short mucro; body beneath and legs with a sparse greyish pile.

Length 5 lines.

## AMYMOMA.

*Caput* antice latum, convexum, tuberibus antenniferis remotis.

*Oculi* mediocres, normales. *Antennæ* lineares, in utroque sexu corpore duplo longiores; scapo claviformi, basin prothoracis attingente; articulis tertio et quarto longioribus, cæteris brevioribus. *Prothorax* cylindricus, capite haud latior. *Elytra* parallela, apicibus rotundatis. *Pedes* modice elongati; *femora* paulo incrassata; *tibiæ* intermediæ leviter emarginatæ; *tarsi* antichi dilatati, intermedii et postici minus dilatati. *Coxæ* anticæ et intermediæ exsertæ, approximatae.

*Pro-* et *meso-sterna* angustata, simplicia.

The affinities of this genus are not very evident. The linear antennæ with the white apical or sub-apical joints show an analogy with *Nyctimene*, but the legs are of the normal length and the tarsi are very different, in the latter respect resembling *Serixia* and *Xyaste*, near which it might be perhaps most naturally arranged.

*Amymoma pulchella.* (Pl. XV. fig. 3).

*A. fuscescens*, pube subtili grisea tecta; elytrorum basi, fascia mediana, et maculis duabus apicalibus, flavis.

*Hab.*—Sarawak.

Dark greyish-brown (in one specimen nearly testaceous), covered with a sparse grey pubescence; head and prothorax with few scattered punctures, the latter with a pale yellowish stripe on each side; scutellum small, transverse, brown; elytra irregularly punctured, the base, a band across the middle, and a spot near each apex, pale sulphur-yellow; body beneath chesnut-red, the sides

from the cheeks to the last segment of the abdomen covered with a white pubescence ; legs testaceous ; antennæ testaceous-brown, the scape dark brown, the last three joints snowy-white, except at their apices.

Length  $3\frac{1}{2}$  lines.

#### ENTELOPES.

*Entelopes*, J. Thomson, Essai &c., p. 345.

*Caput* magnum, antice transversum, tuberibus antenniferis obsoletis. *Oculi* mediocres, profunde sinuati, supra remoti, lobis fere æqualibus. *Antennæ* corpore breviores, sub-filiformes, ciliatæ, basi distantes ; scapo sub-elongato, apicem versus crassiore ; articulo tertio sub-æquali ; cæteris decrescentibus. *Labrum* elongatum. *Prothorax* brevis, cylindricus, capite angustior. *Elytra* convexa, breviter sub-ovata, prothorace multo latiora, apicibus singulis spina terminatis. *Pedes* breviusculi, validi ; *femora* et *tibiæ* posticæ longiores, intermediæ integræ ; *tarsi* breves, æquales. *Pro-* et *mesosterna* simplicia.

M. Guérin-Ménéville in his "Iconographie" (p. 245) points out two or three characters by which this genus is distinguished from *Astathes*, perhaps quite enough, according to the usual practice, to fix him as the describer of it. As, however, there is no connexion between the two genera, and M. Guérin's remarks were not intended to be supplemented by any future description, it does not seem to me desirable that such a style should carry with it the same rights of priority accorded to a real attempt to characterize a new genus, and I have therefore referred to M. J. Thomson, who has given a full account of it, as the true authority for the genus. At the same time it is necessary to remark that his "*Entelopes Wallacei*, Pascoe," is the common *E. glauca*, a very distinct species, but why it is named "*glauca*" is not evident ; M. Guérin says of it in his description "sans poil ni duvet," but all the species are covered with very delicate short scattered hairs. I am unable to agree with M. Thomson when he describes the anterior coxæ as being transverse. *Entelopes* is a beautiful genus, now consisting of five species, one of which from Penang (*E. similis*) I have recently described in the Proceedings of the Zoological Society (1866, p. 255).



*Entelopes glauca.*

Guérin, Iconog. du Règne An. p. 245; Pascoe, Trans. Ent. Soc. ser. 2, iv. pl. xvi. fig. 2.

*E. rufo-lutea*; elytris maculis nigris sex ornatis.

*Hab.*—Malacca, Java, Borneo.

Clear reddish-fulvous, pubescence very short and minute; head glossy in front, sometimes with a black spot behind each eye; prothorax often glossy; each elytron with three black spots varying in size, two towards the base and the posterior one midway between the suture and the outer margin; body beneath and legs luteous.

Length 6 lines.

*Entelopes Wallacei.*

Pascoe, Trans. Ent. Soc. ser. 2, iv. 46.

*E. rufo-fulva*, opaca; metasterno, abdomine, femoribusque posticis nigrescentibus; scutello apice truncato, in medio depresso.

*Hab.*—Sarawak.

Reddish-fulvous, opaque, pubescence very short and minute; head and prothorax obscurely punctured; scutellum quadrate posteriorly, truncate and longitudinally depressed at the apex, so as to give it a slightly bilobed appearance; elytra thickly punctured at the base, the punctures disappearing posteriorly; metasternum, abdomen and posterior femora blackish.

Length 6 lines.

*E. similis* is a shorter insect, more glossy, the elytra more deeply punctured, and the scutellum rounded behind without the longitudinal impression of *E. Wallacei*.

*Entelopes ioptera.*

Pascoe, Trans. Ent. Soc. ser. 2, iv. 108, pl. xxiii. fig. 8.

*E. lutea*; vertice nigro; elytris violaceis.

*Hab.*—Sarawak.

Luteous-yellow, with a delicate greyish pubescence; crown of the head deep violet or black; elytra rich violet, except a small yellow spot at the apex of each; head and prothorax nearly impunctate except on the vertex; punctures on the elytra with the intervals granulose at the base, the posterior third only slightly

punctate; body beneath, legs and antennæ, as well as the prothorax, scutellum and face, bright luteous-yellow.

Length 5 lines.

*Entelopes amœna.* (Pl. XV. fig. 8.)

*E. lutea*; elytris cyaneis, basi prope scutellum et apicibus exceptis.

*Hab.*—Sarawak.

Luteous-yellow, with a fine greyish pubescence; elytra rich blue, except a small patch on each side of the scutellum at the base, and the apices, which are luteous; head entirely luteous, the vertex only punctured; prothorax impunctate; elytra granulose at the base, the posterior third nearly smooth and glossy; body beneath and legs pale luteous; antennæ darker.

Length 5—5½ lines.

#### SERIXIA.

*Serixia*, Pascoe, Trans. Ent. Soc. ser. 2, iv. 45.

*Iolea (Iole)*, Pascoe, *op. cit.*, iv. 254.

*Caput* mediocre, antice sub-transversum; tuberibus antenniferis obsoletis. *Oculi* mediocres, profunde sinuati, supra paulo approximati, lobo superiore minore. *Labrum* sub-elongatum. *Antennæ* corpore longiores, filiformes, ciliatæ; scapo sub-cylindrico, vel aliquando basi paulo attenuato; articulo tertio scapo longiore; cæteris parum brevioribus et æqualibus. *Prothorax* brevis, capite paulo angustior, in medio linea longitudinali elevata. *Elytra* sub-depressa, breviuscula, prothorace multo latiora, apicibus rotundatis vel aliquando mucronatis. *Pedes* breviusculi; *femora* et *tibiæ* posticæ longiores; *tarsi* breves, æquales, antici articulo primo secundo longiore. *Pro- et meso-sterna* simplicia.

In the Journal of Entomology (i. 354) I have proposed to unite *Iolea* to *Serixia*, the slight differences in the characters of the few earliest discovered species not being sufficiently constant to warrant their separation since so many more have been made known. M. James Thomson in his "Systema," however, not only maintains their distinctness, but places them in two different "groupes." The species vary considerably in size and coloration, and in the comparative length of the antennæ; and the head appears to be much larger in some individuals than in others of the same species. They have nearly all a fine silky, mostly pale, pubescence, varying

according to the light, on a luteous, or occasionally dark brown or black, derm. On the prothorax there is a kind of sharp longitudinal elevation in the middle terminating posteriorly just before the base in a slightly abrupt point. The same character occurs in *Entelopes* and *Xyaste*. Besides the species described below there are a few specimens from Waigiou, Bouru, Sarawak and Sumatra, which are very close to some of these, but cannot at present be satisfactorily referred to any of them.

*Serixia apicalis.*

Pascoe, Trans. Ent. Soc. ser. 2, iv. 45 (nec pl. xvi. fig. 3).

*S. nigra*, prothorace elytrisque pube sericea grisescente dense indutis, horum apicibus luteis, mucronatis.

*Hab.*—Singapore.

Black, prothorax and elytra covered with a dense silky greyish pubescence, having in certain lights a glaucous-greyish tint; head black, sparingly punctured, lip luteous; prothorax impunctate; elytra gradually broader posteriorly, the punctures irregular but entirely hidden by the pubescence, the apex of each with a luteous spot; body beneath and legs luteous, the four basal segments of the abdomen glabrous, blackish; antennæ about half as long again as the body, black.

Length 5 lines.

*Serixia modesta.*

Pascoe, *loc. cit.*, pl. xvi. fig. 3 (nec *S. apicalis*).

*S. pube sericea cinerascens tota, capite excepto, dense induta; capite prothoraceque fulvescentibus; elytris nigris, apicibus mucronatis.*

*Hab.*—Sarawak.

Head and prothorax somewhat fulvous, the elytra black, the whole except the head densely covered with an ashy silky pubescence, and on the elytra in certain lights the appearance of a darker band directly behind the middle; head blackish in front, the lip luteous; prothorax impunctate; elytra broader posteriorly, the punctures entirely hidden by the pubescence, apices slightly mucronate, concolorous; body beneath luteous, the sides with a short silvery-white pubescence; legs pale luteous; antennæ half as long again as the body, black.

Length 4—5 lines.

*Serixia marginata.*

S. lutescens, pube cinerascente tecta; lateribus prothoracis et elytrorum nigris, horum apicibus vix mucronatis.

*Hab.*—Batchian.

Luteous, with a thin pale ashy nearly opaque pubescence; head and prothorax impunctate, the latter with the pubescence of a yellowish hue, the sides with a black stripe; elytra subseriate-punctate anteriorly, the punctures remote, the sides bordered with black, the very slight mucro at the apex of each nearly concealed by the pubescence; body beneath and legs luteous, with an extremely delicate silvery pubescence, only seen in certain lights; antennæ more than half as long again as the body, black.

Length 5 lines.

*Serixia aurulenta.*

S. capite prothoraceque lutescentibus, pube subtili tectis; elytris fuscescentibus, pube sericea subaurea dense indutis, apicibus breviter mucronatis.

*Hab.*—Sarawak.

Head and prothorax luteous, finely pubescent, impunctate, the latter with the pubescence silky, shining, golden-yellow or very pale grey in certain lights; elytra brownish, gradually broader posteriorly, the pubescence golden-greyish, closer and coarser than on the prothorax, the punctures even at the base nearly hidden by it, the apices very shortly mucronate; body beneath and legs luteous, with a delicate greyish pubescence; antennæ nearly twice as long as the body, black.

Length 5 lines.

*Serixia optabilis.*

S. prothorace pube ochraceo-argentea dense tecto; elytris parallelis, pube brevissima grisescente, postice densiore, apicibus modice mucronatis.

*Hab.*—Ceram.

Head brownish-red, sparingly pubescent, impunctate; prothorax densely clothed with an ochraceous silky pubescence, with about half-a-dozen punctures on each side near the base; scutellum transverse, slightly bilobed at the apex; elytra with the sides parallel, finely seriate-punctate, pubescence very short, yellowish-grey, thin at the base, gradually denser posteriorly, the apices slightly mucronate; body beneath and legs luteous,

the sides of the thorax and abdomen with a golden-yellow pubescence, changing to greyish in certain lights; antennæ more than twice as long as the body, the scape black, the rest dull brownish.

Length 6 lines.

*Serixia lychmura.*

*S. capite prothoraceque rufo-luteis, leviter pubescentibus; elytris parallelis, pube grisescente dense tectis, lateribus nigris, apicibus spinosis rufescentibus.*

*Hab.*—Sarawak.

Head and prothorax reddish-luteous, sparingly pubescent, impunctate; scutellum transverse, slightly bilobed at the apex; elytra parallel, covered with a dense silky yellowish-grey pubescence, except on the sides, which are black, and on which alone the punctuation is visible, the apices reddish, each furnished with a slender spine; body beneath and legs luteous, the four basal segments of the abdomen black; antennæ twice as long as the body, black.

Length 6 lines.

*Serixia prolata.*

*Iole prolata*, Pascoe, Trans. Ent. Soc. ser. 2, iv. 254.

*S. rubro-lutea, subtiliter pubescens, opaca; elytris breviusculis, seriatim punctatis, apicibus rotundatis; antennis corpore dimidio longioribus, articulis a quinto incluso nigris.*

*Hab.*—Sarawak.

Reddish-luteous, not shining, pubescence very fine, with a few small erect hairs interspersed; head and prothorax sparingly punctured; scutellum semicircular; elytra rather short, seriate-punctate, the punctures somewhat irregular at the base near the suture and disappearing posteriorly, the apices rounded; body beneath and legs luteous; antennæ scarcely half as long again as the body, luteous as far as the tip of the fourth joint, the rest black.

Length 4 lines.

*S. varians*, Pasc., from Penang, a species allied to this, is narrower, with a silky pubescence, and has the whole of the antennæ, except the base of the fourth joint, black.

*Serixia cephalotes.*

Pascoe, Journ. of Entom. i. 354.

S. rufo-testacea, sericea; elytris subangustatis, basi excepta nigricantibus, apicibus rotundatis albicantibus; antennis corpore duplo longioribus, fuscis, scapo infra et basi articuli quarti testaceis.

*Hab.*—Batchian, Morty, Saylee.

Pale reddish-testaceous, very silky and shiny; head and prothorax obsoletely punctured, covered with a short, slightly silky pubescence, the former often considerably broader than the prothorax; scutellum subtransverse, bilobed at the apex; elytra rather narrow, seriate-punctate anteriorly, pubescence coarse, greyish under the lens, but to the eye brownish-black, except at the base, the apices whitish, and rounded; body beneath and legs pale testaceous; antennæ more than twice as long as the body, blackish-brown, except the under surface of the scape and the base of the fourth joint.

Length  $3\frac{1}{2}$ —4 lines.

The head varies in breadth and the antennæ in length. One of Mr. Wallace's specimens (ticketed ♀) has the elytra entirely of a rich fulvous-yellow; another specimen (♂) is so very silky as almost to lose the dark colour of the elytra in certain lights. From a slip of the pen, or in some other way, the scutellum was originally stated to be triangular; it is, however, as it is here described.

*Serixia longicornis.*

*Iole longicornis*, Pascoe, Trans. Ent. Soc. ser. 2, iv. 255.

S. fulvo-testacea, sub-sericea; elytris angustis, seriatim punctatis; antennis corpore triplo longioribus, tenuissimis, articulis duobus basalibus fuscis, cæteris fulvis, apicem versus gradatim nigricantibus.

*Hab.*—Singapore, Ceram, Batchian, Bouru, (Waigiou?).

Rather dull testaceous-yellow, but varying to silvery grey in certain lights; head and prothorax nearly obsoletely punctured, the latter with the central ridge nearly equal throughout; scutellum semicircular; elytra narrow, obviously seriate-punctate; body beneath and legs testaceous; antennæ more than three times as long as the body, very slender, the two basal joints brownish-black, the third fulvous, the remainder gradually darker.

Length  $2\frac{1}{2}$  lines.

The specimen from Waigiou has the head very broad, the central ridge of the prothorax slightly gibbous, the punctures on the elytra very much hidden by the pubescence, and the antennæ decidedly stouter; at best, however, it would be but a doubtful species.

*Serixia literata.*

*Iole literata*, Pascoe, *l. c.*, pl. xxv. fig. 9.

*S. fulvo-testacea*; prothorace elytrisque vitta laterali fusca, apicibus ad suturam mucronatis.

*Hab.*—Macassar.

Dull testaceous-yellow, with a silky pubescence; prothorax with a dark stripe on each side, continuous with another on the elytron, which extends rather more than half its length; elytra narrow, finely seriate-punctate, the apices mucronate at the sutural angle; body beneath and legs pale luteous; antennæ more than twice as long as the body, luteous, but gradually duskier towards the apex.

Length 3 lines.

*Serixia præusta.*

*S. fulvo-testacea*, dense pubescens; apicibus elytrorum antennisque, scapo et basi articuli quarti exceptis, nigrescentibus.

*Hab.*—Mysol.

Pale fulvo-testaceous, covered with a dense but somewhat unequal pubescence of the same colour, varying in certain lights to greyish; head and prothorax impunctate; scutellum semicircular; elytra obscurely seriate-punctate, the apices blackish; body beneath dull testaceous; antennæ more than twice as long as the body, very slender, blackish, the scape and base of the fourth joint excepted.

Length 4 lines.

In colour this species resembles *S. sedata* from Siam, but has slenderer and longer antennæ, not entirely black, the head and prothorax impunctate, and the punctures on the elytra less manifest.

*Serixia quadrina.*

*S. fulvo-testacea*; elytris pube albicante tectis, humeris apicibusque nigricantibus.

*Hab.*—Morty.

Pale fulvo-testaceous; head and prothorax impunctate, with a short greyish pubescence; scutellum semicircular; elytra ob-



scurely seriate-punctate, covered with a whitish pubescence, especially in certain lights, a large squarish humeral patch and the apical third blackish, the apices, however, with a nearly unvarying ashy whitish pubescence; body beneath and legs fulvo-testaceous; antennæ more than twice as long as the body, slender, blackish, the bases of the scape and fourth and fifth joints excepted.

Length 4 lines.

A female specimen from Morty closely resembles this species, but the elytra are entirely immaculate.

*Serixia ornata.*

Pascoe, Journ. of Entom. i. 353, pl. xvii. fig. 9.

*S. rufescens*; elytris pube subtilissima griseo-cervina tectis, macula communi basali alteraque pone medium albis.

*Hab.*—Batchian.

Varies from reddish-testaceous to reddish-chesnut; the elytra darker, obscurely seriate-punctate, and covered with a short greyish-fawn pubescence, a large and well-limited spot common to both elytra at the base, and a round spot on each behind the middle, composed of pure white coarsish hairs; body beneath and legs pale rufous-testaceous; antennæ about twice the length of the body, brownish, the third and fourth joints a little paler at the base.

Length  $3\frac{1}{2}$ —4 lines.

*Serixia fulvida.*

*S. ochracea*; elytrorum apicibus mucronatis; antennis pedibusque nigris, illis articulo quarto basi testaceo, his femoribus anticis subtus ochraceis.

*Hab.*—Batchian.

Ochraceous, covered with a very delicate pubescence; head and prothorax obsoletely punctured; scutellum transverse, bilobed at the apex; elytra subseriate-punctate, their apices mucronate; body beneath, except the propectus, black; legs black, the underside of the anterior femora excepted; antennæ half as long again as the body, the base of the fourth joint testaceous, the rest black.

Length 5 lines.

This is the only species of *Serixia* with the legs almost entirely black. One of my specimens is much darker, with the apices of

the elytra more acute, and the punctures larger than in the type, but in other respects I can see nothing to warrant its separation.

## BACCHISA.

Characteres ut in *Serixia*, sed *frons* inter antennis cristata, *oculi* divisi, et *antennæ* crassiores.

The very remarkable and unique example on which I have founded this genus is at once distinguished by its divided eyes, independently of the strange crest which it bears in front, and which, even if it be generically characteristic, is perhaps only an appendage of the male sex.

*Bacchisa coronata.* (Pl. XV. fig. 11.)

*B. rufo-lutea*; antennis elytrisq̄ue nigro-chalybeatis.

*Hab.*—Flores.

Clear yellowish-red, the antennæ and elytra blueish-black; head impunctate, very broad in front, spreading out to the antennary tubers, which are very widely apart, the space between them concave, but sending up in the middle an erect squarish protuberance, slightly bilobed above, each lobe tipped with a pencil of long hairs, a similar but smaller pencil of hairs clothing each of the antennary tubers, an elevated line in front extending from the notch in the protuberance to the lip; eyes black; prothorax nearly obsoletely punctured; scutellum semicircular; elytra irregularly punctured, covered with a scattered coarse greyish pubescence, the apex rounded; body beneath and legs more luteous, the tarsi and ends of the tibiæ brownish; antennæ black, half as long again as the body, slightly hairy.

Length 5 lines.

## XYASTE.

*Xyaste*, Pascoe, Proc. Zool. Soc. 1866, p. 257.

*Caput* mediocre, antice transversum. *Oculi* emarginati, lobo superiore multo minore. *Antennæ* corpore longiores, filiformes, scapo tenuiter cylindrico, articulo tertio incrassato, sequentibus brevioribus et æqualibus. *Elytra* paulo depressa. *Prothorax*, *pedes*, &c. ut in *Serixia*.

Besides the character of the antennæ, this genus has a more depressed and less compact form than *Serixia*. This, however, is more evident in some species than in others. The species scarcely vary in size, and the pubescence is less silky than in *Serixia*.

§ Third joint of the antennæ longer than the scape.

*Xyaste semiusta.* (Pl. XV. fig. 4.)

X. brunneo-testacea, dimidio postico elytrorum nigricante; antennarum articulo octavo basi testaceo.

*Hab.*—Sumatra.

Pale brownish-testaceous, with the posterior half of the elytra blackish; head thinly punctured, clouded with brown in front; prothorax with only a few scattered punctures, the sides blackish; scutellum transverse, rounded behind; elytra finely seriate-punctate, the interstices slightly raised, the posterior black portion shading off anteriorly, the external margins also black; body beneath blackish, shining, the coxæ, the anterior femora beneath, and the base of the intermediate femora testaceous; antennæ nearly three times as long as the body, the first three joints and the base of the fourth black, the remainder, except the base of the eighth, dark brown or blackish.

Length 3 lines.

*Xyaste paradoxa.*

X. brunneo-testacea; elytris, basi excepta, nigricantibus; antennarum articulo octavo toto nigro.

*Hab.*—Singapore.

Brownish-testaceous; the elytra, except a small portion of the base and shoulders, blackish; head with a deep vertical groove in front, each side of the groove bounded above by the antennary tuber, the lower part ending in a very strong triangular tooth directed obliquely outwards; prothorax nearly impunctate; scutellum triangular, slightly rounded at the apex; elytra finely seriate-punctate, the apices nearly rounded; body beneath blackish, the coxæ and anterior and intermediate femora more or less dull testaceous; antennæ black, the fourth joint, except at the base, and the fifth and sixth, paler.

Length 3 lines.

The singularly grooved face of this insect may be only accidental, more probably it is sexual; unfortunately I have only a single specimen.

*Xyaste invida.*

X. subangusta, brunneo-testacea, apice elytrorum nigricante; antennarum articulo octavo basi testaceo.

*Hab.*—Sarawak.

Narrower than the two preceding species, clear brownish tes-

taceous, the apex of the elytra blackish; head sparingly punctured, clouded with blackish in front, the cheeks with a silvery pubescence; prothorax black at the sides; scutellum rounded posteriorly, brown; elytra black at the external margins; body beneath and legs nearly entirely blackish, the coxæ and anterior femora paler, the abdomen with a slightly silvery pubescence; antennæ blackish, the apical half of the fourth joint and the base of the eighth testaceous, the fifth and sixth joints dull testaceous.

Length  $2\frac{3}{4}$  lines.

*Xyaste torrida.*

X. brunneo-testacea; fronte maculis duabus nigris; elytris postice subsericeo-ochraceis; antennarum articulo octavo basi testaceo.

*Hab.*—Sarawak.

Brownish-testaceous; the prothorax with a reddish tinge; head with two blackish spots in front; scutellum scutiform; elytra rather finely seriate-punctate, the pubescence towards the apex becoming somewhat silky and ochraceous in certain lights; body beneath and legs brownish, shining, the anterior femora beneath dull testaceous, abdomen sparingly pubescent; antennæ with the first three joints and the base of the fourth black, the remainder pale fulvous, gradually becoming darker towards the tip, but with the base of the eighth clear testaceous.

Length 3 lines.

*Xyaste subminiacea.*

X. latior, opaca, rufa; fronte nigricante; elytris rufis, opacis, margine exteriore pone humeros fusco.

*Hab.*—Singapore.

Broader than the last, pale reddish or orange, opaque; head dark brown on the vertex and between the eyes; prothorax with a whitish pubescence on each side, succeeded by a dark brown stripe; scutellum triangular; elytra covered with a thick dull orange tomentum, the sides behind the shoulders bordered with dark brown; body beneath blackish, the coxæ and bases of the femora testaceous, the abdomen with a varying silvery pubescence; antennæ with the first three joints and base of the fourth black, the remainder obscurely varied with testaceous and brown.

Length 4 lines.

*Xyaste finita.*

X. brunneo-testacea; prothorace obscure nigro-bisignato; elytris apice nigris; femoribus basi tarsisque testaceis.

*Hab.*—Kaioa.

Brownish-testaceous; the elytra black at the apex, the pubescence very thin and opaque; head and prothorax nearly impunctate, the latter almost glabrous, or with a few scattered greyish hairs only, and a dull indefinite black patch on each side; scutellum nearly semicircular; elytra with a short pale pubescence, rather strongly seriate-punctate, the black at the apex transversely and very definitely separated from the testaceous; body beneath and legs brownish-testaceous, the femora and tibiæ blotched with black, gradually more decided from the anterior to the posterior legs; antennæ blackish-brown, the fourth joint, except at the base, and the eighth, except at the apex, testaceous.

Length 4 lines.

*Xyaste palliata.*

X. nigra; elytrorum dimidio basali (vel ultra medium) pallide flavo; femoribus nigris, basi testaceis; tibiis tarsisque obscure nigris.

*Hab.*—Saylee.

Black; the base and middle of the elytra testaceous, the pubescence thin and opaque; head with a few punctures in front, cheeks and part above the mouth testaceous; prothorax nearly impunctate; scutellum rounded behind; elytra somewhat narrow, the black portion well defined, and transverse at its junction with the testaceous a little behind the middle; body beneath black, except the sternæ; legs black, the coxæ and more or less of the femora testaceous; antennæ black, the middle of the fourth joint and the base of the eighth testaceous.

Length  $3\frac{1}{2}$  lines.

*Xyaste cupida.*

X. fulvo-lutescens, pube aurea subsericea tecta; elytris pone medium nigris; tarsis fusciscentibus.

*Hab.*—Batchian.

Yellowish-luteous; elytra behind the middle black, the pubescence on the luteous parts golden-yellow and somewhat silky; head and prothorax impunctate; scutellum rounded behind; elytra with a rather close pubescence, partially obscuring the punctures, the black portion well defined and separated in an oblique direc-

tion outwards and downwards from the luteous; body beneath luteous, gradually darker on the abdomen, the last segment nearly black and shining; legs blackish, the anterior femora and the intermediate and posterior at the base, the tibiæ and tarsi brownish; antennæ black, the fourth and eighth joints ringed with testaceous as in the preceding species.

Length  $3\frac{1}{2}$  lines.

*Xyaste trigonalis.*

X. lutescens, pube pallide grisea tecta; elytris a medio nigris; tarsis testaceis.

*Hab.*—Morty.

Pale luteous; elytra from the middle black, the luteous parts covered with a pale grey or whitish pubescence, not silky but slightly varying in different lights; head and prothorax impunctate; scutellum smaller than in any of the preceding species; elytra with the black portion commencing at a point nearly in the centre and proceeding obliquely outwards and downwards; body beneath luteous, the episterna of the metathorax and adjoining part of the sternum black; legs luteous, the apical half of the posterior femora black, the tibiæ brownish; antennæ black, the fourth and eighth joints ringed with testaceous as in the preceding species.

Length 4 lines.

In colour this bears a considerable resemblance to *X. cupida*, but the pubescence is thinner and not silky, the elytra are longer, their punctures more marked, and the black part is larger and advances at a sharper angle on the suture, &c.

§ § Third joint of the antennæ shorter than the scape.

*Xyaste nigripes.*

*Serixia nigripes*, Pascoe, Trans. Ent. Soc. ser. 2, iv. 255.

X. brunneo-testacea; antennarum articulis tribus basalibus, corpore infra pedibusque, nigris.

*Hab.*—Singapore (and Penang).

Pale brownish-testaceous above, thinly furnished with short greyish hairs; head and prothorax with comparatively few scattered punctures, those on the elytra coarser and more numerous, arranged in well-marked lines, except towards the suture, where they are more crowded and irregular; body beneath, legs and the first three joints of the antennæ black.

Length  $3\frac{1}{2}$ —4 lines.

*Xyaste fumosa.*

*X. nigrescens*; elytris basi ferrugineis; medio antennarum testaceo.

*Hab.*—Sarawak.

Blackish-brown, with short scattered hairs, the base of the elytra ferruginous; head and prothorax with few scattered punctures, the latter with the pubescence having silvery reflexions in certain lights; elytra rather elongate, seriate-punctate, the punctures deep and closely arranged, especially at the base; body beneath and legs blackish; the first three joints of the antennæ black, the three following testaceous, the rest gradually becoming darker, the third joint considerably shorter than the scape.

Length  $3\frac{1}{2}$  lines.

## ASTATHEINÆ.

The only author who has paid any attention to *Astathes* and its allied genera, M. J. Thomson, in his earlier work (Arch. Ent. i. p. 45), formed of them a "groupe" apart, named *Tetraophthalmites*, to which, however, he also attached *Tetraopes*, *Tetrops* and *Tetraglenes*, on account of their divided eyes. In the "Essai" (p. 66) they formed a "division" of the "sous-groupe" *Apomecynitæ*, under the name of *Tetraopesitæ*, with the addition of the genus *Phæa*. In the more recent "Systema," (p. 117) they became a "sous-division" of the *Obereitæ*, which is itself a "division" of the "groupe" *Amphionychitæ*. With the exception of *Serixia*, which I have already referred to the *Saperdinæ*, and *Cleonaria*, which is unknown to me, this subdivision corresponds with the *Astatheincæ* as here limited.

The most remarkable of the characters of the *Astatheincæ* consists in having the metasternum projected forwards between the intermediate coxæ, so as to cover more or less completely the ventral surface of the mesosternum—the vertical portion only being visible. Unfortunately this character is present only in *Astathes*, *Eustathes* and *Tropimetopa*,\* and it disappears entirely without any gradual modification in the remaining genera. Another character is the broad lobe found at the base of each of the claws; these appendiculate claws show themselves again in the *Phytæcinæ*. There is also another structural peculiarity to be noticed in the mentum and lower lip. These two are closely connected, so that it is difficult to trace any line of demarcation

\* And in the African genus *Ephora*.



between them; together they form a narrow, parallel, somewhat quadrangular organ, the two lobes of the lip united, and at their junction presenting a strongly-marked keel or rib. The labial palpi arise from two deep approximate depressions nearly midway, which may perhaps be taken as the line between the mentum and labium.\* It may be also remarked that the anterior coxæ in the more typical genera are globose, passing only a little beyond their cotyloid cavities.

Except *Ecphora*, which is limited to a single species, the whole of this family are either Malayan or Indian, not many, however, extending beyond the former region. They are generally found flying or rather "floating slowly" over newly fallen timber. *Tetraopes*, an American genus, sometimes referred to this subfamily on account of its divided eyes, I regard as a member of the *Amphionychinæ*.

#### Genera.

Metasternum produced anteriorly.

Metasternal process received in a notch of the mesosternum.

Elytra rounded at the apices..... *Eustathes*, Newm.

Elytra spined at the apices ..... *Tropimetopa*, Thoms.

Metasternal process lying on the mesosternum .....

*Astathes*, Newm.

Metasternum not produced anteriorly.

Scape not longer than the third joint.

Elytra rounded at the apices..... *Chreonoma*, n. g.

Elytra spined at the apices ..... *Ochrocesis*, n. g.

Scape longer than the third joint.

Prothorax tumid at the sides..... *Cyanastus*, n. g.

Prothorax nearly cylindrical ..... *Momisis*, n. g.

#### ASTATHES.

*Astathes*, Newman, Entom. i. 299 (1842).

*Tetraophthalme*, Blanchard, Hist. Ins. ii. 161 (1845).

*Caput* antice convexum, rotundatum; tuberibus antenniferis obsoletis. *Oculi* lobis remotis. *Antennæ* setaceæ, corpore breviores, basi valde disantes; scapo articulo tertio brevior, sequentibus gradatim decrescentibus, apice acuto.

\* The species examined were *Astathes nitens* and *flaviventris*, *Tropimetopa simulator*, *Cyanastus aulicus* and *Chreonoma tabida*.

*Prothorax* in medio gibbosus, lateribus dentatus vel tumidus, postice sulcatus, basi bisinuatus. *Elytra* latiuscula, sæpissime tricarinata, apicibus rotundata. *Pedes* breviusculi, æquales; *femora* modice incrassata; *tarsi* breves; *unguiculi* basi appendiculati. *Prosternum* elevatum. *Mesosternum* metasterno omnino tectum.

The type of this genus, *A. perplexa*, Newm., is a Manillan insect, and is the only species known to me in which the prothorax is strongly toothed; in all the others there is merely a tumidity, which in some cases is very prominent, including a large part of the side; it is also one of the few species in which the lines on the elytra are scarcely or only slightly raised, although their places are indicated by the absence of punctures, and sometimes of a very delicate line. All the species have a glossy derm clothed with short setose scattered hairs, but the coloration is often a little uncertain. *Astathes perplexa*, for instance, generally unicolorous, has sometimes a large violet spot on each elytron; and in others the blue or violet varies in extent, or becomes purplish. Nevertheless the disposition of the colours, which are mostly a combination of yellowish-testaceous or fulvous, violet or blue, and black, affords, in conjunction with other characters, a sufficiently satisfactory clue to the discrimination of the species. The gibbosity of the prothorax rises more or less gradually from the apex, and is often slightly notched behind. Generally the punctures on the head and prothorax are few and small; those on the elytra are in many individuals surrounded by a very evident deeply-coloured border—areolated as they have been termed—but other specimens, which do not appear to be otherwise different, have none or only very slight indications of this areolation. Species of this genus occur in Northern India, Northern China and in Japan, but Mr. Wallace does not appear to have found any east of Borneo.

*Astathes unicolor.*

*A. flavo-testacea*; antennis apice infuscatis.

*Hab.*—Sarawak.

Entirely yellowish-testaceous, except the apices of the antennæ, which are of the usual brownish colour, but rather paler than in the majority of species; the elytra with a slightly opaline tinge; gibbosity of the prothorax sloping gradually down in front to the apex and attaining its highest point nearly in the middle of the disk (in *A. perplexa* it is flattened and bilobed in front, without

attaining the apex); elytra with the lines well marked, areolæ of the punctures very close together; body beneath with roughish hairs.

Length  $5\frac{1}{2}$  lines.

M. J. Thomson's *A. testacea* (Arch. Ent. i. 55) differs in having the basal segments of the abdomen black.\*

*Astathes nitens.*

*Cerambyx nitens*, Fabricius, Syst. Eleuth. ii. 279.

*A.* capite prothoraceque nigris; scutello fulvescente; elytris fulvescentibus, apicibus late violaceis; pectore pedibusque flavescens, abdomine nigro.

*Hab.*—Sumatra.

Head, prothorax and abdomen black; scutellum, elytra, sterna, legs and palpi, fulvous; antennæ testaceous, with the scape blackish above, the terminal joints gradually becoming brownish; head and prothorax very distinctly and irregularly punctured, apex of the gibbosity pointed; elytra rather broad, the punctures shallow, small, and arranged in a somewhat linear manner; body beneath glabrous, glossy.

Length 6 lines.

Fabricius has clearly defined this insect, but he has another *Cerambyx nitens* (Syst. El. ii. 267), adopted from Olivier, but which is a *Callichroma*.

*Astathes Daldorfi.*

*Cerambyx Daldorfi*, Fabricius, Syst. Eleuth. ii. 279.

*A.* capite prothoraceque nigris; scutello nigro; elytris flavescens, basi apiceque cyaneis; corpore infra femoribusque nigris.

*Hab.*—Malacca (Mount Ophir).

Head, prothorax, scutellum, femora and the whole of the body beneath black; gibbosity of the prothorax flattened; elytra ful-

\* I have recently received an insect from Labuan closely allied to the above, of which indeed it may possibly be only a variety, but besides the colour, which, on the elytra, is of a rich vermilion with decided blueish reflexions, it has the upper lobes of the eyes larger and more approximate, and the scape stouter. This beautiful species may be differentiated as follows:—

*Astathes coccinea.*

*A.* rufo-testacea; prothorace elytrisque coccineis, his cœruleo-opalimatis.

*Hab.*—Labuan.

vous, with a narrow strip at the base and apex dark violet; palpi and tarsi fulvous, the tibiæ tinged with blackish; head and prothorax distinctly punctured, the punctures thicker on the latter; elytra finely punctured.

Length 5—6 lines.

The *Lamia Daldorfi* of Illiger (in Wiedemann's Arch. für Zool. i. pt. ii. p. 136) includes three species, but I have here confined the name to the one described by Fabricius, which is at once differentiated by the violet apices and base of the elytra, and the body beneath entirely black.

*Astathes posticalis.*

J. Thomson, Syst. Ceramb. p. 558.

A capite prothoraceque nigris; elytris dimidio basali violaceis, cæteris flavis; postpectore flavescenti; propectore, femoribus, abdomineque fuscis.

*Hab.*—Sarawak.

Head, prothorax and scutellum black; basal half of the elytra violet, the remainder yellow; body beneath dark brown, except the meso- and meta-sterna, which, with the tibiæ, tarsi and antennæ, are pale yellowish, the latter darker at the tip; prothorax with the posterior groove deeply bisinuate, the gibbosity flattish, but with a short point behind the middle; elytra broad, punctures small, in one specimen areolated on the posterior half; femora black, tibiæ and tarsi yellowish.

Length 7 lines.

A broad, full-bodied species, the most so perhaps of the genus. Differs from *A. ignorantinus*, J. Thoms., in the body beneath and the four anterior legs being yellow, the posterior black. My specimens differ from M. Thomson's description in the lower part of the tibiæ and the tarsi being yellowish, not black.

*Astathes terminata.*

Pascoe, Trans. Ent. Soc. ser. 2, iv. 109.

A. capite prothoraceque nigris; elytris læte violaceis, parte apicali flavis; corpore infra femoribusque fusco-piceis; disco prothoracis sub-bicarinato.

*Hab.*—Singapore.

Head, prothorax and scutellum black; elytra violet, the posterior half or third yellow; body beneath dark pitchy-brown; femora paler; tibiæ and tarsi yellowish; antennæ pale yellow,

the scape pitchy; prothorax with the gibbosity slightly ridged on each side, each ridge deeply excavated anteriorly; elytra narrower than in the preceding, punctures small.

Length  $6\frac{1}{2}$  lines.

This is a flatter insect than *A. posticalis*, which it much resembles in colour, but is narrower, with the disk of the prothorax slightly keeled on each side of the gibbosity. *Astathes ignorantinus*, J. Thoms. (Arch. Ent. i. 51), differs in the body being yellow beneath.

*Astathes flaviventris.*

A. (♂) *angustata*; capite prothoraceque nigris; elytris violaceis, parte apicali flavis; pectore, femoribus tibiisque piceis; abdomine flavo.

*Hab.*—Sarawak.

Much narrower than either of the preceding, and scarcely differing in coloration from the last, except that the abdomen is bright yellow; prothorax without any point, the gibbosity simply rounded above and sinking on each side posteriorly; elytra finely punctured; scape and second joint of the antennæ pale chesnut, the last three or four joints black.

Length 5—6 lines.

The male is unusually narrow; the violet is sometimes replaced by purple.

*Astathes contentiosa.*

A. capite prothoraceque nigris; elytris purpureis, parte apicali flavis; corpore infra femoribusque purpureo-nigris, nitidis; disco prothoracis in medio oblongo-tuberculato.

*Hab.*—Singapore.

Head and prothorax black; basal half of the elytra purple, the remainder yellow, the two colours limited in an oblique direction from the middle of the suture outwards; body beneath and femora glossy purplish-black; antennæ, tibiæ and tarsi yellowish, the former pitchy at the base and brownish at the apex; prothorax only slightly elevated on the disk, the middle with an oblong tubercle strongly punctured on each side.

Length 5 lines.

I have only seen a single example of this species, which agrees pretty much in colour with *A. terminata*, but is at once distinguished by its prothorax.

*Astathes fulgida.*

? *Cerambyx fulgidus*, Fabricius, Syst. Eleuth. ii. 280.

A. capite prothoraceque pallide flavis; elytris totis læte violaceis.

*Hab.*—Sumatra.

Entirely pale yellow, except the elytra, which are of a very rich dark violet; head flattened between the tubers, projecting in front between the eyes; prothorax with an oblong gibbosity well limited at the sides and posteriorly by a broad but somewhat shallow groove, the apex nearly in the centre, punctures few and confined to the gibbosity; scutellum very transverse; elytra with fine well-marked ridges, the outermost forming an angle with the nearly vertical sides.

Length 6 lines.

I have only a single specimen, with which the description of Fabricius agrees so far as it goes, except that the pale yellow becomes ferruginous. M. J. Thomson's *A. cyanipennis* "paulo revocat *A. fulgidam*," but the ferruginous is replaced by black. It is from the Celebes (Syst. p. 557).

*Astathes velata.*

J. Thomson, Systema Ceramb. p. 557.

A. capite, prothorace, elytris fulvis, his ad humeros læte violaceis; corpore infra pedibusque fulvis.

*Hab.*—Java.

Almost entirely bright fulvous or rather croceous, the eyes and apices of the antennæ black, the violet at the base of the elytra interrupted at the suture.

Length  $5\frac{1}{2}$  lines.

*Astathes splendida.*

*Cerambyx splendidus*, Fabricius, Ent. Syst. i. pt. 2, p. 263.

A. capite prothoraceque fulvis; elytris dimidio basali violaceis; corpore infra pedibusque fulvescentibus.

*Hab.*—Sarawak.

Differs from *A. velata* in not having the violet interrupted at the suture. *Astathes decipiens*, Pasc. (Trans. Ent. Soc. ser. 2, v. 46), not in Mr. Wallace's collection, differs, *inter alia*, in the nearly obsolete punctuation on the apical portion of the elytra.

*Astathes purpurea.*

Pascoe, Trans. Ent. Soc. ser. 2, iv. 108.

*A. capite* prothoraceque nigris; elytris totis purpureis; antennis tarsisque testaceis.

*Hab.*—Singapore.

Head and prothorax black, the rest of the insect dark purple, except the antennæ, metasternum and tarsi, which are testaceous, the former slightly pitchy at the base; prothorax with the point of its gibbosity in the middle, a large fovea in front nearly intermediate between the point and anterior border; elytra with two well marked ridges, the third close to the suture, and almost confounded with it.

Length 5 lines.

Another species allied to this, but not in the present collection, has been described by me under the name of *A. caloptera* (Journ. of Entom. i. 63). It is from Labuan, and has the elytra of the richest imaginable blue, with violet reflexions in certain lights.

*Astathes pulchella.*

*A. angustior*, flavo-ferruginea; elytris dimidio basali læte violaceis, postice flavis; medipectore fusco.

*Hab.*—Sumatra, Malacca.

Narrower than any of the preceding, reddish-fulvous, the basal half of the elytra violet or blue, apical half gamboge-yellow; head and prothorax covered with very distinct, somewhat scattered punctures, the latter with the central callus raised at the base only; scutellum transverse; elytra finely punctured; body beneath yellowish, the medipectus dark brown; antennæ with the two or three terminal joints blackish; legs entirely yellowish.

Length 4—6 lines.

## EUSTATHES.

*Eustathes*, Newman, Entom. i. 300.

Characteres ut in *Astathe*, sed antennæ sub-lineares, prothorax bicarinato-callosus, metasternum apice in sinu mesosterni receptum, corpus minus amplum, elongatum.

The real difference between this genus and the preceding appears to me to reside in the modification of the mesosternum, which here rises to the level of the metasternum, and forms a kind of small sinus or indentation which receives the apex of the latter. Besides this character, the gibbosity on the disk of the prothorax



is bounded on each side by a longitudinal curved ridge, with its concavity outwards. The sublinear antennæ also are probably a good although somewhat difficult character to seize. Mr. Newman notices none of these points, the only strongly contrasted peculiarity being the long parallel elytra of this and the broad elytra of *Astathes*. The new species described below differs, *inter alia*, from the type (*E. flava*) in the posterior third of the elytra being black, and the abdomen and legs fulvous.

*Eustathes semiusta.*

*E. fulva*, vel rubro-fulva, antennis elytrisq[ue] postice nigris.

*Hab.*—Amboyna.

Fulvous or reddish-fulvous, finely pubescent, the posterior third or a little more of the elytra, black; head with a slight semicircular or rather horse-shoe-shaped raised line between the eyes, the convexity downwards, the front obscurely punctured; prothorax impunctate, the ridges glabrous, black and shining; scutellum semicircular; elytra finely and irregularly punctured, the longitudinal lines only slightly elevated; body beneath and legs fulvous, the outer edges of the intermediate tibiæ, in one specimen, bordered with black hairs; antennæ black, a little shorter than the body in the male.

Length 6 lines (♂), 8 lines (♀).

CYANASTUS.

*Caput et oculi* ut in *Astathe*. *Antennæ* corpore breviores, basi valde distantes; scapo articulo tertio longiore; secundo paulo elongato; quarto et sequentibus gradatim decrescentibus. *Prothorax* haud callosus, lateribus tumidus, basi bisinuatus. *Elytra* convexa, ampla, haud carinata, postice latiora, apice rotundata. *Pedes* mediocres; *tibiæ* subæquales. *Prosternum* demissum, angustatum. *Mesosternum* angustatum, declive, metasterno haud occultum. *Metasternum* valde convexum. *Corpus* amplum.

The habit of this genus is very similar to that of *Astathes*, but the body is in no respect depressed. In its technical characters, however, it is more nearly allied to *Chreonoma*, differing principally in its longer and more cylindrical scape, the bisinuate base of the prothorax, and very convex outline. The two species described below agree in coloration, but the prothorax of the second is dif-

ferently shaped from that of the type. Both species are thinly covered with short stiffish erect hairs.

*Cyanastus aulicus.* (Pl. XVI. fig. 2.)

*C. fulvus*, elytris læte cyaneis; prothorace valde transverso, antice multo angustiore.

*Hab.*—Macassar.

Fulvous, shining, elytra bright glossy blue, blackish and opaque on each side behind the shoulders; head and prothorax finely punctured, each puncture furnished with a stiffish erect hair, base of the antennary tubers and sometimes the middle of the prothorax spotted with black; scutellum semicircular, yellow; elytra finely punctured, clothed with short erect hairs, especially at the sides; body beneath and legs yellow, hairy, the tibiæ and tarsi blackish or blueish; antennæ yellowish, the outer side of the basal joints and apex blackish.

Length 7 lines.

*Cyanastus simius.*

*C. fulvus*, elytris læte cyaneis; prothorace modice transverso, antice vix angustiore.

*Hab.*—Menado.

Differs from the former in the narrower prothorax, the apex and base nearly of the same breadth, and the lateral tumidity very much smaller; the elytra also are less convex.

TROPIMETOPA.

*Tropimetopa*, J. Thomson, Syst. Ceramb. p. 118.

Characteres ut in *Astathe*, sed *caput* antice inter oculos bicarinatum; *elytra* depressa, breviuscula, ampla, haud carinata, apicibus spinosis.

M. J. Thomson separated this genus from *Hecphora* (or as it should be written *Ecphora*) on account of the presence of two frontal ridges—one at the base of each antenna—and the depressed spined elytra. The former character, however, is found, although in a less degree, in *Ecphora testator* (an African species). Still, when we take into account the gibbous prothorax of *Ecphora*, prolonged posteriorly so as nearly to cover the scutellum, and contrast it with that of *Tropimetopa*, which is nearly of the same form as in *Astathes*, we cannot hesitate to adopt the genus.

*Tropimetopa simulator.*

*Astathes simulator*, Pascoe, Trans. Ent. Soc. ser. 2, iv. 44.

T. brunneo-rubra, subnitida; antennis apice nigris.

*Hab.*—Sarawak.

Brownish-red, or in certain lights minaceous, slightly nitid, covered above with short scattered erect hairs; head and prothorax finely punctured, the latter with an elevated squarish somewhat bilobed gibbosity; scutellum punctiform; elytra finely and irregularly punctured, the apex of each terminating at the sutural angle in a slightly oblique spine; body beneath and legs reddish-ferruginous, shining; antennæ nearly as long as the body in the male, pale ferruginous, the apex dark brown or black, the first two joints nearly glabrous, with a few longish hairs, the rest pubescent, fringed beneath.

Length 4 (♂)—5 (♀) lines.

## OCHROCESIS.

Characteres ut in *Chreonoma* (post, p. 358), sed elytra angustata, parallela, apicibus spinosis.

It must be admitted that this genus is rather weakly characterized, and it might perhaps be viewed simply as an aberrant form of *Chreonoma*, nevertheless the spined apices of the elytra are so exceptional, occurring only again in this sub-family in *Tropimetopa*, that I think its separation will lead to a better appreciation of the genera, and serve to make *Chreonoma* a more nearly homogeneous group. There are two specimens. In the smallest one, probably the male, the antennæ are a trifle longer than the body; in the other, they scarcely reach to the end of the elytra.

*Ochrocesis evanida.* (Pl. XVI. fig. 3.)

O. testacea, postice dilutior; antennis apicem versus nigris.

*Hab.*—Sarawak.

Testaceous, paler posteriorly, clothed with numerous pale greyish, nearly erect, hairs; head and prothorax vaguely punctured, the latter without any median prominence; scutellum indistinctly separated from the elytra; the latter with well-marked punctures at the base, disappearing towards the apex; body beneath fulvous, the metasternum and its episterna blackish; legs and antennæ testaceous, the latter blackish at the spines.

Length 3—3½ lines.

## CHREONOMA.

*Caput et oculi* ut in *Astathe*. *Antennæ* corpore breviores, basi distantes; scapo breviusculo, apicem versus crassiore; articulo secundo paulo elongato; tertio sæpissime scapo longiore; quarto et quinto tertio longioribus; cæteris brevibus. *Prothorax* in medio subcallosus, lateribus paulo tumidus, basi fere rectus. *Elytra* haud carinata, sæpe breviuscula, parallela vel postice paulo latiora, lateribus nullo modo dilatatis. *Pedes* ut in *Astathe*. *Prosternum* demissum, angustissimum. *Mesosternum* angustatum, declive. *Metasternum* liberum.

Of the two species of *Plaxomicrus* (potius *Placomirus*) originally described by M. J. Thomson (Arch. Ent. i. 57) one may be referred to *Chreonoma*; the other—*P. ellipticus*—standing as the type, according to the author's latest arrangement in his "Systema." M. Thomson, however, sinks *his* name as a synonym of M. Chevrolat's *Astathes Fortunei*, of which I cannot find any published description. I cannot help thinking that there is a mistake here, and that the two are perfectly distinct, the latter belonging to the present genus. The species described below are all of small size compared with *Astathes*, and are sparsely clothed above with short erect hairs, each issuing from a puncture in the derm; the elytra are generally punctured at the base only, the punctures nearly disappearing or becoming smaller towards the apex; the scutellum fits so closely to the elytra as to be made out with difficulty; the second joint of the antennæ, generally so very short, is here, as in *Cyanastus*, two or three times longer than its diameter.

*Chreonoma venusta.* (Pl. XVI. fig. 1.)

*C. fulva*; elytris nigro-purpureis, basi apiceque exceptis; antennis infuscatis.

*Hab.*—Batchian.

Fulvous, shining; elytra dark purple, the base and apex excepted; head and prothorax with small scattered piligerous punctures; scutellum triangular, indistinct; elytra clothed with numerous greyish hairs, coarsely punctured at the base, the dark purple band occupying the posterior three-fourths except the apex; legs and under surface yellowish, hairy; antennæ blackish, except the under surface of the first four or five joints, which are yellowish.

Length  $4\frac{1}{2}$  lines.

*Chreonoma seclusa.*

*C. fulva*; elytris basi nisi ad suturam fusco-purpureis; antennis infuscatis, articulis quarto et quinto fulvis.

*Hab.*—Batchian.

Fulvous, shining, the greater part of the basal half of the elytra, except at the suture, brownish-purple; head and prothorax with minute scattered piligerous punctures; scutellum transverse, broad at the base, the apex rounded; elytra rather finely punctured even at the base, clothed with scattered stiffish hairs; body beneath and legs yellowish, hairy; antennæ blackish, the under sides of the first three joints, and the fourth and fifth entirely, yellowish.

Length 5 lines.

*Chreonoma flavicincta.*

*C. fulva*; elytris nigro-purpureis, parte tertia mediana flava excepta.

*Hab.*—Saylee.

Fulvous; elytra dark purplish at the base and apex; head sparsely punctured, the front between the eyes with slight transverse folds; prothorax with small scattered punctures, the disk with a dark purplish patch, which, however, is probably absent occasionally; scutellum semicircular, yellowish; elytra finely punctured, posteriorly impunctate, the intermediate portion, comprising about a third of the elytra, flavous; body beneath and legs brownish-fulvous; antennæ brownish, obscurely varied with fulvous, darker towards the apex.

Length  $4\frac{1}{2}$  lines.

*Chreonoma bimaculata.*

*C. fulva*; elytris pallide fulvis, singulis apicem versus macula magna violacea ornatis.

*Hab.*—Waigiou.

Fulvous; elytra pale fulvous, each marked near the apex with a large dark violet spot; head and prothorax very minutely punctured; scutellum semicircular; elytra punctured at the base, impunctate at the apex; body beneath and legs dull ochreous; antennæ fulvous, darker towards the apex.

Length  $4\frac{1}{2}$  lines.

*Chreonoma melanura.*

*C. fulva*; apicibus elytrorum nigro-purpureis.

*Hab.*—Singapore.

Fulvous, apices of the elytra dark purple with an opaline gloss; head and prothorax without punctures, except a few on each side of the callosity posteriorly; scutellum semicircular; elytra with fine scattered punctures at the bases, none at the apex; propectus fulvous; postpectus, abdomen and posterior femora and tibiæ dark purple, shining, the rest of the legs fulvous, the intermediate femora brownish; antennæ pale yellowish, the two terminal joints dusky.

Length  $4\frac{1}{2}$  lines.

*Chreonoma nigriventris.*

*Astathes nigriventris*, J. Thomson, Syst. Ceramb. p. 559.

*C. fulva*; elytris omnino subtestaceis; postpectore, abdomine, et femoribus posticis nigris, nitidis.

*Hab.*—Singapore.

Fulvous; the elytra entirely yellowish-testaceous; head and prothorax with several very distinct but scattered punctures, the latter with a well-marked apical groove; scutellum distinct, sub-scutiform; elytra finely punctured, the punctures at the base with a slightly raised border posteriorly; postpectus, abdomen, and posterior femora glossy black, fore and intermediate legs, and the tibiæ and tarsi of the posterior, except the base of the former, fulvous; antennæ pale yellowish, the base fulvous, the last two joints dusky.

Length  $5-5\frac{1}{2}$  lines.

*Chreonoma vernula.*

*C. tota fulva*, antennis oculisque nigris exceptis.

*Hab.*—Morty.

Entirely fulvous, the black antennæ and eyes only excepted; head and prothorax with scattered, very slightly impressed punctures; scutellum transverse; elytra coarsely punctured at the base, the punctures gradually smaller but still very distinct to the apex; body beneath and legs concolorous with the upper surface; antennæ with the third joint scarcely so long as the scape.

Length  $3\frac{1}{2}-4$  lines.

*Chreonoma annulicornis.*

*C. tota fulva, antennarum scapo, articulis secundo, tertio, sexto et sequentibus nigris exceptis.*

*Hab.*—Tondano.

Entirely fulvous; antennæ black, the underside of the scape and fourth and fifth joints excepted; head nearly obsoletely punctured; prothorax sparsely punctured; scutellum triangular; elytra rather strongly punctured at the base, the apical half impunctate; body beneath and legs paler than the upper surface; antennæ with the third joint longer than the scape.

Length 4 lines.

*Chreonoma tabida.*

*C. tota fulva, abdominis segmentis quatuor ultimis nigris exceptis.*

*Hab.*—Sarawak.

Entirely pale fulvous, except the four last segments of the abdomen, which are black; head almost obsoletely punctured; prothorax rather prominent at the sides; scutellum triangular, indistinct; elytra with very small superficial punctures at the base, the apical half impunctate; sterna, legs and antennæ dull yellowish-testaceous, first abdominal segment glossy-yellowish, the rest black, shining.

Length 5 lines.

*Chreonoma albicornis.*

*C. nigra; elytris cupreo-purpureis; antennis, basi excepta, albidis.*

*Hab.*—Singapore.

Black; elytra copperish-purple, shining; antennæ yellowish-white, except the first two joints and the base of the third, which are black; head and prothorax nearly obsoletely punctured, the latter slightly raised in the middle; scutellum semicircular; elytra finely punctured, the apex impunctate; body beneath and legs dark chalybeate-blue, shining; antennæ as long as the body in the male.

Length 5 lines.

MOMISIS.

Characteres ut in *Chreonoma*, sed *scapus* elongatus, cylindricus, articulo tertio multo longior; *prothorax* cylindricus, brevis, haud callosus; *elytra* parallela.

This has the appearance of being the most aberrant of all the genera of the *Astalheinæ*, on account of its narrow cylindrical form.



There is only one example in the Collection, and this appears to be a female.

*Momisis ægrota.* (Pl. XVI. fig. 4.)

*M. fulva*; antennis basi excepta, postpectore, abdomineque nigris, nitidis.

*Hab.*—Flores.

Fulvous, slightly shining above; head and prothorax nearly impunctate, furnished with a few scattered hairs; scutellum subtriangular, indistinct; elytra covered with a tolerably close yellowish tomentum, and finely punctured nearly throughout, the basal punctures, however, more distinct; propectus and legs fulvous, postpectus and abdomen black, shining; antennæ shorter than the body (♀?), entirely black, except the base of the scape; the fourth joint considerably longer than the fifth, the two together shorter than the scape.

Length 6 lines.

#### PHYTÆCIINÆ.

Since the commencement of this work I have examined a long series of specimens of the two great genera *Glenea* and *Oberoa*, and their cognate forms, but however different the most typical species of the two groups may appear to be, I have come to the conclusion that there is no satisfactory division to be made between them, *Scytasis*, for example, combining the prominent characters of both; while there are other genera with their characters so mixed that there is obviously nothing to be gained by separating them from the true *Phytæciinæ*. It may be a question even if the *Amphionychinæ* are sufficiently differentiated by their double or deeply-cleft claws, in contradistinction to the dentate or simply appendiculate claws of the *Phytæciinæ*. The abruptly-deflected sides of the elytra, which are supposed to characterize the former, are found in many genera of the latter, so that the structure of the claws appears to afford a safer diagnosis between the two groups.

Taking then the three genera *Phytæcia*, *Glenea*, and *Oberoa*, with their allies, as forming one sub-family, its most salient characters are found in the claws having a flattish tooth or appendage at the base of each, a peculiarity which is structurally scarcely different from the bifid claw of the *Amphionychinæ*, the inner branch being merely abbreviated, and rounded off or more or less obtuse at the edges: in their greatly exerted anterior coxæ, which are sometimes perfectly conical, as in *Nitocris*: and frequently in

their abruptly-deflected elytra, which, in the few species of *Glenea* with simple or nearly simple claws, will distinguish them from *Superdinæ*.

While the *Amphionychinæ* are confined to tropical America,\* the *Phytæciinæ* are spread over the rest of the world, except Australia and probably many or most of the Pacific Islands. When we consider that Mr. Wallace detected above 160 species of this sub-family in New Guinea and other parts of the Malayan Archipelago, we cannot but be struck with its entire absence from Australia; but it is only one among many instances which go to prove how thoroughly distinct are the beetle-faunas of the two regions. In the present Collection the great bulk of the species is confined to *Glenea* and *Oberea*. The latter genus is known in Europe. The 163 species here described I have distributed into ten genera, but a few *Obereæ* remain for further examination.

*Genera.*

- Abdominal segments of unequal length (the three intermediate shortest).
- Elytra abruptly deflexed at the sides.
  - Posterior tarsi scarcely or not much longer than the others.
    - Scape robust.
      - Posterior tibiæ rounded . . . . . *Glenea*, Newm.
      - Posterior tibiæ compressed . . . . . *Chlorisanis*, n. g.
      - Scape slender . . . . . *Cryllis*, n. g.
- Elytra rounded at the sides.
  - Tarsi of nearly equal length.
    - Apices of the elytra bimucronate . . . *Daphisia*, n. g.
    - Apices of the elytra rounded . . . . . *Tephrocoma*, n. g.
  - Posterior tarsi three or four times as long as the others . . . . . *Ossonis*, n. g.
- Abdominal segments nearly equal.
  - Elytra carinately deflexed at the sides.
    - Antennary tubers remote and divergent.
      - Prothorax abruptly constricted at the sides . . . . . *Dystus*, n. g.
      - Prothorax subcylindrical . . . . . *Nupserha*, J. Thoms.
    - Antennary tubers approximate . . . . . *Scytasis*, n. g.
    - Elytra scarcely deflexed at the sides . . . *Oberea*, Muls.

\* *Erana*, Bates, I refer to the *Amphionychinæ*, as well as my genus *Zeale*.

## GLENEA.

*Sphenura*, Laporte de Castelnau, Hist. Nat. Ins. ii. 489 (non Lichtenstein). *Glenea*, Newman, Entom. i. 301.

*Caput* antice paulo rotundatum, inter oculos canaliculatum. *Oculi* mediocres, anguste emarginati. *Antennæ* distantes, corpore rarissime breviores (♂), obsolete articulatae, scapo cylindrico, articulo tertio cæteris multo longiori, sequentibus paulo sensim decrescentibus. *Prothorax* cylindricus, supra quadratus, postice lateraliter parum constrictus, basi haud sulcatus. *Elytra* trigonata (♂), magis parallela (♀), disco subdepressa; carina fere obsoleta sæpe instructa; humeris productis; lateribus carinato-deflexis, raro carina obsoleta; apicibus emarginatis vel truncatis, bispinosis (*G. Thomsoni* excepta). *Pedes* modice elongati, postici longiores; *femora* haud clavata; *tibiæ* paulo trigonatae; *tarsi* æquales, aliquando postici paulo longiores. *Ungues* in maribus simplices, sed generaliter obtuso-dentati, aliquando acuto-dentati (e. g. *G. Amboynica*, *G. cyanipennis*, etc.). *Pro- et meso-sterna* simplicia. *Abdomen* segmentis tribus intermediis brevioribus.

This genus was first described by M. de Castelnau in 1840, under the name of *Sphenura*, a name previously used for a genus of birds, and was founded on *S. novemguttata* of Dejean's Catalogue. Mr. Newman, in 1842, changed the name to *Glenea*, and described several new species from the Phillipine Islands; and M. J. Thomson,\* in his various works, has since added a very

\* In the "Archives Entomologiques," *Glenea* was treated as identical with *Stibara*, Hope, but subsequently it was considered by M. Thomson to be sufficiently differentiated by its tumid prothorax, to which may be added the bicarinated disk of the elytra, and the stouter and more distinctly articulated antennæ; the two last characters would, however, exclude *Lamia nigricornis*, Fab. (Ent. Syst. i. pt. 2, p. 270), hitherto included in it. This species has also a habit so peculiar that, I think, it should form the type of a distinct group, which may be named and characterized as follows:—

## NICOTELEA.

*Caput* antice quadratum; *oculi* mediocres. *Antennæ* robustæ, breviusculæ, articulis cylindricis. *Prothorax* lateraliter tumidus, disco irregulari. *Elytra* dorso planata, haud carinata, lateribus subito deflexis, apicibus truncatis. *Pedes* robusti, postici paulo longiores. *Pro- et meso-sterna* simplicia.

Type *Nicotelea nigricornis*, Fab. India, Ceylon.

*Stibara obsoleta*, Thoms., Ess. &c., p. 60 (1860) is my *S. (Glenea) rufina*, Trans. Ent. Soc. ser. 2, iv. 259 (1857).

considerable number to the list. Although there is a sufficiently natural resemblance running through the whole of the species, so that they may be recognized at a glance, we feel our ideas of the generic boundary somewhat disturbed when we observe the great discrepancy which exists if some of the species be compared with others, for example, *G. picta* with *G. miles*, or *G. Vesta* with *G. Delia*. Nevertheless there appear to be no characters by which a satisfactory separation may be made. The division of the species by intervening lines, which I have made in the attempt to indicate their affinities, is one chiefly dependent on colour, and colour in this genus, so far as it depends on ornamentation, is to a certain extent variable. In the species whose trophi I have examined with the hope of finding some reliable characters, the labium was more or less hexagonal, its palpi arising from a little within the two lateral angles, the last joint being fusiform and pointed, but in *G. citrina* I found the labium ovate, with its palpi very short, and the last joint very stout and broadly truncate. In two nearly allied species, however,—*G. spilota* and *angerona*,—the palpi are of the normal form. The dorsal extremity of the anal segment of the abdomen of the males is often furnished with two processes, varying in size, close together, or divergent; these and the ædeagus might perhaps furnish reliable characters for the discrimination of closely allied species.

Many of the *Glenea* are very striking and handsome insects. Mr. Wallace informs me that they are found in sunny glades in the forests, settling on leaves, rarely more than one individual being seen at a time, and they fly off rapidly when disturbed. They are almost entirely confined to the Malayan region and to West Africa, none, so far as I know, being found in South Africa\* or in Australia; but from the former region they extend to Northern India, China† and Japan, although in

\* A nearly allied genus, however, distinguished by its antennæ gradually thicker towards the apex, and its abdomen composed of segments nearly equal in length and the small size of the interfemoral process of the basal one, seems tolerably abundant in species—although very rare as to individuals—in Natal and at the Cape. I propose to call it "*Blepisanis*;" the type is *Saperda Bohemani*. It will include several new species, which I hope to publish very shortly; one of them has a remarkable spine on the second abdominal segment.

† A species from Northern China, published by Mr. W. Wilson Saunders (*Glenea Fortunei*), has been recently separated from that genus by Mr. Bates under the name of *Paraglenea*; a second species from Formosa was described at the same time (Proc. Zool. Soc. 1866).

very diminished numbers; in another direction a species has been described by M. Thomson from New Caledonia. *Glenea grisea* and *Glenea fulvomaculata* were once found together, so as to lead Mr. Wallace to infer that they were male and female; we have, however, positive proof that some insects at certain times do not know what they are about, or at least that they are not very fastidious, and I suspect *G. grisea* is one of them.

*Glenea novemguttata.*

*Sphenura novemguttata*, Laporte de Castelnau, Hist. Nat. Ins. ii. 489.

*G. cyaneo-chalybeata*; vertice vittis duabus albis; prothorace albo, plaga magna laterali atra; elytris maculis octo apicibusque niveis.

*Hab.*—Java, Singapore.

Chalybeate-blue; the front and cheeks, and two lines on the vertex, white; prothorax white, with a large black patch on each side; scutellum black at the base, the apex white; each elytron with four white spots arranged as in *G. Amboynica*, the apex entirely white; body beneath chalybeate, with a whitish pubescence; legs luteous, the tarsi dusky; antennæ blackish.

Length 6 lines.

This, the type of the genus, and the following, may be recognized by the great black patch on each side of the prothorax, leaving a comparatively narrow margin of white or greenish around it.

*Glenea Coris.*

*G. capite pallide viridi, occipite maculaque frontali atris; prothorace pallide viridi, plaga magna laterali atra; elytris fusciscentibus, pallide viridi-maculatis.*

*Hab.*—Singapore.

Head pale greenish, the hind part and a large spot above the epistome black; prothorax pale greenish, a large black patch on each side extending nearly to the margins and central lines; scutellum pale greenish; elytra lightish brown, darker towards the apex, each with about half-a-dozen small greenish or blueish spots; body beneath black, sides of the sterna, and of the second and third abdominal segments, pale greenish or white; femora and tibiæ luteous, tarsi covered with a white pubescence; antennæ black.

Length 6 lines.

Resembles *G. blandina* in its spotted elytra, but the distribution of colours on the head and prothorax is quite different.

*Glenea Adelia.*

*G. nigra*; fronte, genis, vittisque duabus verticis albis; prothorace medio albo-lineato; elytris duodecim-albo-maculatis; pedibus infuscatis (♂).

*Hab.*—Sarawak.

Black; front of the head, except a narrow space between the eyes, the cheeks, and two stripes on the vertex, white; prothorax with a narrow median stripe, and two broad lateral stripes, white; scutellum subquadrate, rounded posteriorly, white; elytra with six snowy spots on each, one at the shoulder, a mere speck, another post-basal between the suture and carina, a third towards the middle in the same line as the second, the fourth close to the carina and behind the middle, the fifth nearer the suture, and the last præ-apical and lying partly on the carina, which terminates in a well-marked spine; sterna and sides of the abdomen covered with a white pubescence, middle line of the abdomen glabrous, yellowish; legs brownish, the femora tinged with rufous, the tarsi with a thin silvery pile; antennæ blackish.

Length 7 lines.

Resembles *G. novemguttata* in the disposition of the spots on the elytra, except that the last spot is round and præ-apical; but in that species the elytra are blueish-metallic, and the femora and tibiæ are luteous.

*Glenea Myrsine.*

*G. atra*; vertice prothoraceque niveo-vittatis; elytris ænescenti-nigris, maculis octo niveis, linea obsoleta antice pone humeros; pedibus nigrescentibus, pube cinerascente tectis (♀).

*Hab.*—Singapore.

Head jet black, the cheeks and two stripes on the vertex white; disk of the prothorax jet black with a white central stripe, the side white with a dark patch (probably in some individuals there may be two white stripes, as in the preceding); scutellum white at the apex; elytra black, slightly tinged with brassy, each with four white spots, the second largest and nearly median, the first intermediate between it and the base, the fourth præ-apical, the third being intermediate and the most distant from the suture; body beneath

with a whitish pubescence, the sides of each abdominal segment with a black patch; legs blackish, covered with a pale ashy pubescence; antennæ blackish, the three basal, together with the 7th, 8th and 9th joints, whitish.

Length 6 lines.

Differs from the former in the colour of the elytra, the disposition and number of the spots, &c.

*Glenea Cleome.*

*G. nigra*, vertice prothoraceque niveo-vittatis; elytris sutura maculisque duodecim niveis; femoribus luteis (♂?).

*Hab.*—Singapore.

Black; cheeks, two lines in front extending to the vertex, and five stripes on the prothorax, snowy-white; scutellum white at the apex; elytra with the suture, and six spots on each, the first at the base, the second, fourth and sixth respectively near the base, at the middle, and near the apex, with the third and fifth intermediate, snowy-white; body beneath and femora luteous, sides of the abdominal segments and their margins with a white pubescence; tibiæ brownish; tarsi with a whitish pubescence; antennæ black.

Length 6 lines,

A distinct species, somewhat resembling the former, but with a white suture.

*Glenea Elate.*

*G. fusca*, vertice bi- et prothorace uni-albovittatis, hoc lateribus albis; elytris octo-maculatis, quatuor ante medium et transversim positis; antennis fuscis (♀).

*Hab.*—Malacca.

Dark brown; cheeks and borders of the lower lobe of the eye white; two white stripes on the vertex; prothorax with one central stripe, its sides white; scutellum white; elytra with four round white spots on each, the first two arranged in a transverse line midway between the base and middle, the third just behind the middle, the last præ-apical; body beneath with a dense white pubescence; legs pale ferruginous; antennæ dark brown.

Length 5 lines.

A shorter and more robust species than *S. novemguttata* and its allies.



*Glenea Areca.*

*G. fusca*, vertice bi- et prothorace uni-albovittatis, hoc lateribus fusco-vittatis; elytris maculis octo albis, duabus sub-basalibus, duabus medianis; antennis albo-pubescentibus, art. 4<sup>to</sup> et 5<sup>to</sup> fuscis exceptis (♂?).

*Hab.*—Sarawak.

Brown; cheeks and borders of the lower lobe of the eye white, two white stripes on the vertex; prothorax with one central white stripe, and on each side the white divided by a brown stripe; scutellum white; elytra with four white spots on each, the first nearer the base than the middle, the second exactly median, the third scarcely midway between the middle and apex, and external to the line of the rest, the fourth præ-apical; body beneath with a thin ashy pubescence; legs pale ferruginous, darker on the tibiæ, which are furnished with a dark pubescence, becoming gradually denser, especially on the tarsi; antennæ with a white pubescence, except the fourth and fifth joints, which are dark brown.

Length  $4\frac{1}{2}$  lines.

Resembles the last, but is very considerably narrower, and, *inter alia*, the spots on the elytra are differently arranged.

*Glenea blandina.*

Pascoe, Trans. Ent. Soc. ser. 2, iv. 259.

*G. nigrescens*, subtomentosa, cœruleo-vittata et maculata; prothorace antice latiori (♀).

*Hab.*—Sarawak, (and Penang?)

Dark brown or black; cheeks, border round the eyes, two stripes on the vertex, three on the prothorax, the scutellum, and five or six spots on each elytron, pale cobalt-blue, the suture with a line of greyish hairs; body beneath and femora reddish-fulvous, pectus and sides of the abdomen more or less covered with a white pubescence; tibiæ, particularly the lower part, and tarsi, blue, or sometimes white from age; antennæ blackish, the first three joints blue beneath; prothorax in the female broadest anteriorly for about a quarter of its length, then gradually narrowing to the base.

Length 6 lines.

With this I have associated with some hesitation an example from Penang, which I take to be the male; it is considerably

smaller, with a broad conspicuous greyish stripe along the suture, and the base of the elytra with a blue spot on each side, but no other character apparently of specific importance; still it has, *primo visu*, a very distinct appearance.

*Glenea laudata.*

*Glenea viridi-notata*, J. Thomson, Ess. &c., p. 52 (*non* Blanchard).

*G. nigrescens*, subnitida, cœruleo-vittata et maculata; prothorace in medio latiori (♂, ♀).

*Hab.*—Sarawak.

Blackish, subnitid, coloration almost entirely as in the last, but the elytral spots larger, and the form of the prothorax different, *i. e.* rounded at the sides or gradually swelling out from the apex to the middle, then narrowing to the base; the male is much stouter, with shorter antennæ than the one last mentioned, and there is not the slightest appearance of a sutural vitta.

Length  $4\frac{1}{2}$  (♂)—6 lines (♀).

In my specimens the blue is of the purest cobalt; M. Thomson terms it "griseo-cyanea."

*Glenea Camilla.*

*G. vertice chalybeato*; prothorace albescente, maculis duabus nigro-chalybeatis ornato; elytris cyaneo-chalybeatis, maculis sparsis margineque apicali albis.

*Hab.*—Sumatra.

Cheeks and border round the eyes white, front and vertex steel-blue; prothorax whitish, its disk nearly covered by two dark steel-blue spots; scutellum blue, somewhat semicircular, its apex pointed; elytra light steel-blue, purplish posteriorly, each with about five small round white spots, and a short line towards the apex, the latter with a distinct white border; body beneath steel-blue, the edges of the sterna and abdominal segments covered with a whitish pubescence; femora, tibiæ and posterior tarsi luteous, the fore and intermediate tarsi dark blue, all covered with a whitish pubescence.

Length 7 lines.

This species may be considered to connect the *novemguttata* series with the *Amboynica* series.

*Glenea pulchella.*

Hope, *sec.* J. Thomson, Ess. &c., p. 58.

*G. vertice albo*; prothorace chalybeato, albo-maculato; elytris

brunnescens, parce albo-maculatis; femoribus basi luteis, apice cum tibiis tarsisque nigro-chalybeatis (♂, ♀).

*Hab.*—Sarawak.

Head covered with a dense white or yellowish-white pubescence, except a large chalybeate spot in front and the hind-head; prothorax chalybeate, with two spots on each side, and two on the median line, one apical, the other basal, yellowish-white; scutellum black, the apex white; elytra lightish brown, chalybeate at the shoulders and darker posteriorly, each with three or four small round white spots, the emargination of the apex faintly bordered with white; body beneath chalybeate-blue, spotted with white; femora luteous, their apices, tibiæ, and tarsi, dark chalybeate, with a greyish pile; antennæ black.

Length 8 lines.

*Glenea Nicanor.*

*G. vertice prothoraceque nigro-chalybeatis, hoc ochraceo-maculato; elytris brunneo-flavis, albo-maculatis; pedibus omnino luteis.*

*Hab.*—Macassar.

Head glabrous, chalybeate, except the cheeks, lower part of the front, and a small spot close to each upper lobe of the eye, which are covered with a yellowish pubescence; prothorax chalybeate, with six ochraceous spots, which are arranged in the same way as in the last species; scutellum black, its apex whitish; elytra pale brownish-luteous, metallic green at the shoulders, blackish posteriorly, each with five irregular whitish spots, the apices broadly margined with whitish; body beneath chalybeate, varied with yellow patches, the edges of the abdominal segments also more or less bordered with yellow; legs entirely luteous; antennæ black.

Length 8 lines.

It is possible that this species is only a local variety of the last, but it is at once distinguished by its entirely luteous legs, besides other differences in coloration, and by its more coarsely punctured elytra.

---

*Glenea iridescens.*

*G. capite prothoraceque chalybeatis, albo-tomentosis; elytris æneo-metallicis, apicem versus purpureis; femoribus posticis, apice nigro excepto, luteis (♀).*

*Hab.*—Malacca.

Head and prothorax dark chalybeate, with a thin whitish tomentum, but thicker and forming spots on the cheeks, front and base and sides of the prothorax, the latter with a broad but well marked longitudinal elevation posteriorly; scutellum elongate, rounded posteriorly, chalybeate, the apex white; elytra brassy, very dark at the base, yellowish in the middle and passing into rich purple, with blueish reflexions towards the apex, a few spots on the basal half composed of a short whitish pubescence; body beneath purplish or blue, glabrous, with indefinite white spots, arranged in two lines along the middle of the abdomen, and with irregular stripes on the sterna; legs chalybeate-black, the posterior femora, except at their apices, luteous; posterior tarsi and lower portion of their tibiæ dull luteous; antennæ in the female very little longer than half the length of the body.

Length 11 lines.

This very distinct species is remarkable, in the female at least—the only sex known to me—for the shortness of its antennæ. *G. leucospilota*, Westw. (*Colobothea*), has the same robust form, but is considerably shorter, and bright green with white spots on the elytra. It is from Manilla.

---

*Glenea Juno.*

J. Thomson, Syst. Ceramb. p. 560.

*G. valida*, nigro- vel cyaneo-chalybeata, niveo-maculata; scutello elongato-triangulari; elytris basi dilatatis, sutura in medio alba.

*Hab.*—Singapore, Sarawak.

Stouter than any of the preceding, with the elytra much shorter in proportion to the length, and considerably broader at the base; the prothorax gradually widening posteriorly, with its sides nearly straight, the disk rather sparingly punctured; scutellum elongate-triangular; elytra with the suture white in the middle and connected with a large transversely oblong spot on each side, together forming the figure of a cross; outer spine at the apex well marked.

Length 11—13 lines.

At once distinguished by the large cross-shaped figure in the middle of the elytra, and by its more robust outline. One of my specimens is almost black, with the same white spots, however, as in the normal examples.

*Glenea Honora.*

*G. valida*, purpurea; prothorace basi constricto; scutello subscutiformi; elytris singulis maculis quatuor niveis ornatis (♀).

*Hab.*—Penang.

Rather short and stout, dark purple with white spots; head sparsely punctured in front; prothorax gradually contracting posteriorly, the base decidedly narrower than the apex, the disc and sides striped as in *G. picta*; scutellum subscutiform, broadly rounded at the apex; elytra broad at the base, each with four white spots, the second from the base nearly central; body beneath with white spots.

Length 9—10 lines.

In coloration this differs from *G. picta* in having only four instead of five spots on each elytron, and from all the preceding in the form of the prothorax. It seems to be a good species, judging from the two specimens before me.

*Glenea voluptuosa.*

J. Thomson, Ess. &c., p. 49.

*G. elongata*, cyaneo-chalybeata, niveo-maculata; scutello æqualiter triangulari; trochanteribus rufescentibus (♀).

*Hab.*—Singapore.

Not quite so narrowly elongate as *G. picta*, the prothorax more parallel at the sides, or even narrower at the base, the sides a little irregular in outline, the disk more distinctly punctured, although the punctures are partially hidden by the pubescence in some examples, and are found also extending to the sides; the trochanters reddish-yellow.

Length 10—12 lines.

M. Thomson gives also, as diagnostic characters, the head black, the elytra with two stripes on each at the base, and the apical spot resembling the number 7 reversed; the latter is constant in my specimens, but the two former vary; the reddish trochanters also appear to be constant.

*Glenea picta.* (Pl. XVII. fig. 6.)

*Stenocorus pictus*, Fabricius, Syst. El. ii. 306 (1801).

*G. elongata*, cyaneo-chalybeata, niveo-maculata; scutello anguste triangulari; trochanteribus cyaneis (♀).

*Hab.*—Ceram, Gilolo, Tondano, Key, Batchian, Dorey, Saylee (and Sumatra).

Narrow and elongate, dark chalybeate-blue, shining; head sparsely punctured in front, the rest nearly impunctate, two white stripes extending from the lip to the vertex, another behind each eye, and a spot on the cheek; prothorax nearly impunctate,\* the sides subparallel, three white stripes on the disk, a brown stripe also above the coxæ on each side; scutellum narrowly triangular, pointed below, black, with a large, somewhat heart-shaped, white patch in the middle; elytra not much expanded at the shoulders, sparingly punctured, the punctures disappearing posteriorly, each with 5—7 white spots, arranged longitudinally, the 2nd and 4th often divided; body beneath more or less spotted with white, the epimera and sterna sometimes almost entirely white; trochanters blueish; legs with a delicate whitish pubescence, denser on the tarsi.

Length 12—15 lines.

The remark of Fabricius, “Magnus in hoc genere,” inclines me to consider this the species he had before him. It is also the most widely distributed, and not likely, therefore, to have been unknown to him.

*Glenea elegans.*

*Saperda elegans*, Olivier, Ent. iv. no. 68, p. 15, pl. iv. fig. 40 (1795).

? *Saperda chalybea*, Illiger, Wiedemann's Arch. i. pt. ii. p. 138, taf. i. fig. 6.

*G. angusta*, cyaneo-chalybeata, niveo-maculata; scutello subtriangulari, apice rotundato (♂, ♀).

*Hab.*—Macassar, Dorey.

Coloration as in *G. picta*, but smaller and proportionately narrower; the sides of the prothorax straight and evidently broader at the base; in the Macassar specimen longer, finely pubescent, and having a very decided longitudinal ridge, three characters which are less apparent in the Dorey one; the scutellum, however, is decidedly rounded at the apex, although in both species it is very much covered by the comparatively long hairs forming the white patch, and which apparently is never absent. This

\* One of my specimens is marked anteriorly on the prothorax, but on one side only, with short transverse corrugations.

species, if it be one, is considerably more nearly allied to *G. picta* than any other.

Length 8—9 lines.

The anal processes of this species are thick and nearly contiguous.

*Glenea Nympha.*

J. Thomson, Syst. Ceramb. p. 560.

*G. angusta*, cyaneo-chalybeata, niveo-maculata; scutello anguste triangulari; prothorace interrupte punctato (♂, ♀).

*Hab.*—Singapore, Amboyna?, Dorey?.

Coloration similar to *G. picta*, but the elytra, equally narrow and slightly incurved along the sides, taper more towards the apex, characters which give this species an outline somewhat different; in the Singapore specimens this is accompanied with a narrowly triangular scutellum, and a prothorax rather strongly punctured, but the punctures in patches divided by smooth spaces; the Dorey and Amboyna specimens have, however, scarcely any trace of punctuation, and the scutellum is decidedly broader, although they are all similar in outline.

Length  $8\frac{1}{2}$ —10 lines.

---

*Glenea Delia.*

J. Thomson, Ess. &c., p. 48.

*G. cyaneo-violacea*; prothorace albo-trivittato; elytris angustatis, albo-maculatis, humeris obsoletis.

*Hab.*—Sarawak.

Dark blueish-violet, front and vertex with two white, prothorax with three narrow white stripes; scutellum elongate triangular; elytra very narrow, the shoulders obsolete, each elytron with a short basal stripe and six or seven small whitish spots, a transverse paler spot near the apex, which is also bordered with white; body beneath violet, with white patches; legs violet, posterior tibiæ at the apex and their tarsi fulvous; antennæ black.

Length 9 lines.

This is a very narrow species, with the shoulders obsolete or without the angle which distinguishes every other member of this extensive genus; the antennary tubers are also approximate; nevertheless, so intimate is its affinity with the preceding that these strong peculiarities can only be regarded as of secondary importance.

---



*Glenea Thomsoni.* (Pl. XVII. fig. 1.)

*G. cyaneo-chalybeata*, *coeruleo-varia*; apicibus elytrorum in medio spinosis (♂, ♀).

*Hab.*—Batchian.

Dark chalybeate-blue; head with a few small scattered punctures in front and on the vertex, margin beneath the lower part of the eye pale blue; prothorax nearly impunctate, the sides slightly rounded, a large semicircular band extending from the base to the sides, where it is continuous with the band beneath the eye, whitish or pale blue; scutellum subscutiform, whitish or pale blue, except at the two anterior angles; elytra broad at the base, gradually narrowing posteriorly, the apex of each terminating in a single median spine, a large, somewhat lozenge-shaped ring in the centre, but extending to the external margins, either ochraceous or pale blue, behind the ring a pale blue oblique stripe extending from the suture outwards and downwards; body beneath with pale blueish patches, especially at the sides of the abdominal segments, the lateral patches in one specimen ochraceous; antennæ and legs dark blue, with a slight pale blueish pubescence.

Length 9 (♂)—12 (♀) lines.

Very distinct from all other species of this genus on account of the single median spine terminating each of the elytra. I have only a male and female, the latter on account of its size and the clear ochraceous ring on the elytra surpassing the former in beauty, and ranking perhaps as one of the most elegant of the Longicorns. I have much pleasure in dedicating it to M. James Thomson.

*Glenea heptagona.*

J. Thomson, *Ess. &c.*, p. 56.

*G. capite* prothoraceque croceis, hoc in medio macula magna nigra septangulari ornato; elytris purpureo-nigris, vittis quatuor basalibus griseis, fere obsoletis (♂, ♀).

*Hab.*—Batchian, Gilolo, Morty.

Head, prothorax and body beneath rich saffron-yellow, the former bordered with black on the vertex; middle of the prothorax with a large black heptagonal spot; scutellum black; elytra purplish-black, two nearly obsolete greyish stripes at the base of each, their apices clouded with grey; legs bright saffron-yellow; antennæ black.

Length  $7\frac{1}{2}$  lines.

*Glenea bimaculicollis.*

J. Thomson, Ess. &c., p. 56.

*G.* capite nigro; prothorace croceo, maculis duabus, una apicali (aliquando obsoleta), altera basali, nigris; elytris nigro-cyaneis, vittis quatuor posticis griseis, fere obsoletis (♂, ♀).

*Hab.*—Batchian, Gilolo, Morty.

Head black, greyish on the cheeks; prothorax saffron-yellow, two transverse black spots, one at the apex, the other and larger at the base; scutellum black; elytra blackish-blue, each with two greyish stripes, quite obsolete at the base, but becoming gradually deeper, although still very faint, towards the apex; body beneath yellowish, the abdomen saffron-yellow; legs black; antennæ dark brown.

Length 6—7 lines.

*Glenea Amboynica.*

J. Thomson, Ess. &c., p. 56.

*G.* fronte capitis ochracea; prothorace supra ochraceo, macula magna atra in medio sita; elytris nigro-violaceis, maculis niveis octo ornatis (♀, ♂).

*Hab.*—Ceram.

Front of the head ochraceous, posterior part of the vertex, and base on each side of the prothorax, chalybeate-blue; prothorax ochraceous, the disk with a large black median patch; scutellum black; elytra violet or blackish-violet, each with four round snowy-white spots, the first and third of which are nearest the suture, the latter nearly midway, the fourth at about two-thirds of the distance, between the base and apex; body beneath and legs luteous; antennæ black.

Length 8 lines.

Resembles the two preceding, but is at once distinguished by its spotted elytra, in which it agrees with *G. novemguttata*. The cheeks in one of my specimens are chalybeate-blue, in the other white. The anal processes are dilated and nearly contiguous.

*Glenea Cyrilla.*

*G.* capite prothoraceque albis, occipite et macula mediana prothoracis atris; elytris subcyaneis, vittis quinque indistinctis, albescentibus; pedibus luteis (♂).

*Hab.*—Batchian.

Head and prothorax white or with a tinge of ochraceous, back

of the head and a central pentagonal spot on the prothorax jet-black; scutellum black at the base, white at the apex; elytra blueish, shading into purple in certain lights, the suture and two indistinct abbreviated basal stripes on each, whitish; body beneath whitish at the sides, the middle of the breast and abdomen luteous, sides of the latter below the white stripe chalybeate-blue; legs clear luteous; antennæ black.

Length  $6\frac{1}{2}$  lines.

This species has the black patch in the middle of the prothorax, by which it differs, *inter alia*, from *G. bimaculicollis*.

*Glenea cyanipennis.*

J. Thomson, Arch. Entom. i. 458.

*G. capite prothoraceque albis, hoc macula magna atra in medio sita; elytris cœruleis, albo-pubescentibus, maculis albidis octo ornatis (♂).*

*Hab.*—Key (and Aru).

Head and prothorax white, tinged with ochraceous, the latter with a large angular median jet-black spot; scutellum blackish; elytra pale blue, clothed with a greyish-white pubescence, concealing the blue in certain lights, each having four indistinct round whitish spots, arranged as in *G. amboynica*; breast covered with a white pubescence, abdomen and legs glabrous, luteous; antennæ black.

Length 6 lines.

*Glenea Lefebvrii.*

*Saperda Lefebvrii*, Guérin, Voy. de la Coq. ii. pt. 2, p. 138, pl. vii. fig. 2.

*Saperda festiva*, Boisduval, Voy. de l'Astrol. ii. 512.

*Glenea antica*, J. Thomson, Ess. &c., p. 54.

*Glenea submedia*, id. p. 55.

*G. capite prothoraceque albescentibus, hoc in medio nigro-plagiato; elytris pallide rufescentibus, fascia mediana nigra, humeris cyaneo-purpureis, vel fere omnino cyaneo-purpureis, fascia nigra excepta (♂, ♀).*

*Hab.*—Dorey, Salwatty, Waigiou, Mysol.

Head and prothorax dirty white, the former with a spot in front and the vertex black; a black patch on the latter, varying in size, and either in the middle or before it and touching the apex; scutellum nearly semicircular, black; elytra reddish-luteous, with a broad black median band or patch, the shoulders dark blueish-purple, shining, or more or less entirely blueish-purple, except the

black band; body beneath reddish-luteous, the last abdominal segment with a black spot; legs reddish-testaceous or dark brown, the femora generally of the former colour, with a black line along the upper edge; antennæ reddish or black.

Length 5—6½ lines.

A variable species, the black elytral band, however, being apparently constant. The female has the claws considerably dilated at the base, but not fissured as in the male. The anal processes are stout and incurved.

---

*Glenea mesoleuca.* (Pl. XVII. fig. 4.)

*G. atra*, prothorace postice et vitta irregulari in medio elytrorum albis; pedibus luteis, griseo-pubescentibus (♂).

*Hab.*—Singapore.

Covered above with a dense jet-black tomentum; head large, the cheeks and line in front of the eye white; prothorax with a well limited pure white band posteriorly; scutellum rather narrow; elytra with an irregular stripe and a præ-apical spot, together somewhat resembling the note of interrogation on each elytron (the right-hand one reversed), the upper part of the stripe close to the suture; body beneath ashy, sides of the metasternum and abdomen white; legs luteous with a greyish pubescence; antennæ black.

Length 8 lines.

The head of this species, which is very distinct, is decidedly larger than is usual in this genus.

---

*Glenea Galathea.*

J. Thomson, Syst. Ceramb. p. 566.

*G. capite* prothoraceque albis, illo vertice et linea frontali, hoc plaga bilobata mediana, atris; elytris atris, linea suturali pone medium in fascia lata currente, scutelloque albis (♂).

*Hab.*—Malacca (and India, Japan).

Head whitish, the vertex and line between the eyes black; prothorax white with a yellowish tinge, the centre with a large black bilobed or obcordate patch, connected with the anterior border; scutellum, and a stripe on the suture running into a broad band behind the middle, whitish or yellowish-white, the apex of each elytron with a faint ashy patch; sides of the sterna, the two basal and the terminal segment of the abdomen, glossy black; metastern-

num and third and fourth segments, except in the middle, white; legs and antennæ black.

Length 6 lines.

This species, described by M. Thomson from individuals from Japan, agrees exactly with my Malacca specimens, and also with another from India. *Glenea Canidia* from Bombay, and *G. Moulotii* from Laos, are probably varieties, at least there are intermediate forms in the British Museum, one of which, from Siam, has the elytra almost entirely black.

---

*Glenea collaris.*

Pascoe, Trans. Ent. Soc. ser. 2, iv. 258.

*G.* vertice prothoraceque atris, hoc postice albo; elytris fusco-olivaceis, sutura vittaque externa grisescentibus (♀).

*Hab.*—Sarawak.

Front of the head and cheeks whitish, vertex and anterior portion of the prothorax jet-black, the posterior portion, rather more than half, opaque-white or with a slightly ochraceous tinge; scutellum and elytra olive-brown, a narrow stripe along the suture, and another extending from the shoulder to near the apex, pale greyish; body beneath whitish, with three luteous stripes on the metasternum and abdomen; femora and bases of the tibiæ luteous, the rest and tarsi brownish with a whitish pile; antennæ black.

Length 7 lines.

M. Thomson proposes to alter the specific name to *Donovani*, Donovan having previously described a *Saperda* under the name of *collaris*. If such a rule were absolute it would be necessary to change the name of every species in the *family* of which the specific name had been reproduced.

*Glenea Manto.*

Pascoe, Proc. Zool. Soc. 1866, p. 262, pl. xxviii. fig. 7.

*G.* vertice prothoraceque atris, hoc postice, elytrisque plaga media communi et maculis duabus apicalibus, albis (vel ochraceis).

*Hab.*—Sarawak (and Penang).

Black, head with two whitish lines in front, vertex and anterior border of the prothorax jet-black, rest of the prothorax, a large median patch common to both elytra, and a spot at the apex of

each, white (or ochraceous); body beneath dusky, the sides white; legs testaceous; antennæ brownish.

Length 5—6 lines.

Differs from the last species principally in the patches on the elytra, and the absence of stripes. In a Penang specimen white replaces the pure ochraceous-yellow of the Sarawak examples.

*Glenea luctuosa.*

*G. capite atro; prothorace apice excepto, elytrisque plaga submedia communi, albis* (♂).

*Hab.*—Aru, Salwatty.

Head black, face and cheeks whitish; prothorax white, the apical border black; scutellum small, black; elytra short, black, a broad band or patch, rather behind the middle, white; body beneath and legs reddish-luteous, sides of the sterna white; antennæ brown.

Length 4 lines.

This species wants the apical white spots of the last, and is, moreover, distinguished by the shortness of the elytra, which are also much broader at the apex. I believe it is the *Glenea luctuosa* of Dejean's Catalogue.

*Glenea funerula.*

*Stibara funerula*, J. Thomson, Arch. Ent. i. 141.

*G. vertice prothoraceque atris, hoc postice albo; elytris atris, plagis duabus ad suturam fere connexis, maculisque duabus apicalibus, albis* (♂, ♀).

*Hab.*—Singapore (and India).

Head black on the vertex, becoming paler in front, the cheeks ashy-white; prothorax jet-black anteriorly, pure white posteriorly; scutellum and elytra black, a large squarish transverse patch behind the middle of each elytron, nearly meeting at the suture, and a small spot on each apex, white; body beneath with a thin whitish pubescence, the sides spotted with black; antennæ black; femora brownish-luteous, tibiæ and tarsi dusky with a whitish pubescence.

Length 6 lines.

My Indian specimen is very much shorter than those obtained by Mr. Wallace at Singapore.

*Glenea fatalis.*

*G. supra nigra, opaca, infra et lateribus declivibus elytrorum cinereis, apicibus fulvo-maculatis; femoribus tibiisque luteis, tarsis cinereis (♂, ♀).*

*Hab.*—Sarawak.

Upper parts dull brownish-black, the apex of each elytron with a squarish fulvous patch; cheeks, sides of the prothorax, the declivous portion of the elytra, and body beneath ashy; femora and tibiæ luteous; tarsi covered with an ashy pile; antennæ black.

Length 6 lines.

Very distinct in its coloration, but in general habit resembles more nearly the foregoing species than any other.

*Glenea Calypso.* (Pl. XVII. fig. 3.)

*G. nigro-tomentosa, sulphureo-figurata et lineata. (♀).*

*Hab.*—Sarawak.

Covered above with a dense black tomentum and varied with sulphur-yellow lines; head nearly glabrous, the eyes entirely surrounded with a yellow pubescent border, except at the base, a yellow line also bordering the epistome; prothorax edged on all sides with yellow; scutellum yellow; base of the elytra, and a stripe along the deflected side, an annular somewhat hexagonal figure, connected along the suture, on the anterior part of the disk, and posteriorly another series of lines uniting at the suture and forming an X-like figure, pale yellow; body beneath with a sulphur-yellow pubescence, with luteous-glabrous spots on the sides and middle of each abdominal segment; legs black, trochanters and bases of the femora luteous; antennæ black.

Length 8 lines.

The prothorax of this fine and very distinct species, of which I possess but one specimen, is rather more convex and rounded at the sides than in the generality of the *Glenea*.

*Glenea anticepunctata.*

*Stibara anticepunctata*, J. Thomson, Arch. Ent. i. 142.

*G. capite prothoraceque supra atris, hoc et vertice vitta ochracea ornatis; scutello ochraceo; elytris antice cervinis, ma-*



cula laterali ante medium, alteraque quadrata præ-apicali ochraceis, cæteris humerisque atris (♀).

*Hab.*—Singapore.

Head and prothorax jet-black, stripe on the vertex, continuous with another on the prothorax, ochraceous; scutellum semicircular, ochraceous; elytra with a large fawn-coloured patch anteriorly, bordered at the shoulders with black, and having a triangular ochraceous spot at the side, posteriorly, but before the middle, jet-black, except a quadrangular præ-apical ochraceous spot not quite extending to the suture; body beneath, sides of the prothorax, coxæ, and anterior and intermediate tarsi, covered with a dark smoky-grey pubescence, rest of the legs yellowish-testaceous; antennæ black.

Length 6—7 lines.

The punctures on the elytra are confined to the comparatively small space occupied by the fawn-coloured patch, and this has apparently suggested the specific name.

*Glenea lanthe.*

*G. capite* prothoraceque supra atris; elytris antice cervinis, macula laterali ante medium, alteraque quadrata præ-apicali ochraceis, humeris scutelloque atris (♂).

*Hab.*—Singapore.

Possibly the male of the last, but the head and prothorax are without the bright ochraceous stripe, and the scutellum is black, except a slight border of fawn-colour at the apex; the narrower outline in this case is precisely what might be looked for in the male; the prothoracic stripe in *G. anticepunctata*, however, is composed of hairs longer than the rest, set transversely, the extremities of which form a narrow elevated line along the middle, a character which is quite opposed to the uniform, somewhat tomentose, pubescence of the example before me.

Length  $5\frac{1}{2}$  lines.

*Glenea udetera.*

*Sibara oudetera*, J. Thomson, Arch. Ent. i. 143.

*G. capite*, vertice ochraceo excepto, prothoraceque atris, hoc postice et lateraliter albis; scutello cervino; elytris dimidio basali cervinis, fascia interrupta post medium maculaque quadrata præ-apicali ochraceis, cæteris fuscis.

*Hab.*—Sarawak.

Head and prothorax jet-black, the former with its vertex

ochraceous, the latter with a pale citron-yellow band along its base, expanding and entirely covering its sides; scutellum subtriangular, with its apex rounded, fawn-coloured; elytra with their basal half fawn-coloured, bordered behind with a narrow interrupted ochraceous band, the rest dark brown, except a large quadrangular præ-apical ochraceous spot, not extending to the suture; body beneath pale reddish-brown, sides of the four basal abdominal segments pale yellowish; legs, including the coxæ, yellowish-testaceous; antennæ dark fawn-coloured, the basal joint brown.

Length 6—7 lines.

*Glenea Egeria.*

*G. capite* prothoraceque supra atris, hoc postice et lateraliter albis; scutello elytrisque dimidio basali cervinis, fascia interrupta post medium maculaque quadrata præ-apicali ochraceis, cæteris nigris (♂).

*Hab.*—Singapore.

Perhaps only a variety of the last, which it nearly resembles in colour, but the head is entirely black; the body, and especially the prothorax, are proportionally narrower, and the eyes considerably more approximate above.

Length  $4\frac{1}{2}$  lines.

*Glenea Aspasia.* (Pl. XVII. fig. 2.)

*G. robusta*, capite atro, genis lineaque antica oculorum albescentibus; prothorace atro, postice et lateraliter albescente; scutello cervino; elytris dimidio basali cervinis, fascia ante medium maculaque communi præ-apicali ochraceis (♀).

*Hab.*—Sarawak.

Resembles *G. udetera*, but much more robust; no spot on the vertex, the cheeks whitish, the elytral ochraceous band before the middle, the præ-apical spot triangular and forming with its fellow a transverse somewhat lozenge-shaped patch, not extending to the carina as in the two preceding species, the puncturation on the shoulders much coarser, the outer apical spine very short, and the whitish pubescence beneath more interrupted and covering part of the last abdominal segment; the antennæ dark brown.

Length 7 lines.

---

*Glenea Melia.*

*G. fusca*, lineis maculisque rufo-ochraceis; infra castaneo-fusca, metasterno niveo (♂, ♀).

*Hab.*—Sarawak.

Dark brown, with reddish-ochraceous lines and spots; head with two lines in front extending to the vertex, the eyes posteriorly bordered with ochraceous; prothorax with three narrow lines on the disk, and one on each side; scutellum entirely brown; elytra with from eight to ten small spots on each, in one specimen a short line between the shoulder and scutellum; body beneath nearly uniformly dark chesnut-brown, the metasternum and its episterna covered with a dense snowy-white pubescence, except in the middle; legs brownish, tarsi with a thin whitish pile; antennæ brown.

Length 7 lines.

The strictly limited white patch on each side differentiates this species from every other in the collection, except *G. ochraceovittata*, from which it may be known, *inter alia*, by its spotted elytra.

---

*Glenea numerifera.*

J. Thomson, Syst. Ceramb. p. 561.

*G. fusca*; prothorace elytrisque quinque-vittatis, his vittis duabus exterioribus brevibus, pone medium singulorum signo numerum 7 simulante, deinde macula parva præ-apicali.

*Hab.*—Sumatra (and Malacca).

Near *G. extensa*, but the elytra coarsely punctured as in *G. acuta*; from the former it differs in the very short or rather interrupted humeral stripe, and the transverse bar below the middle, which unites with the posterior portion of that stripe to form a mark exactly resembling the figure 7, which is of course reversed on the other side; the apex of the third joint is indistinctly blotched with whitish.

Length  $6\frac{1}{2}$  lines.

*Glenea extensa.*

Pascoe, Trans. Ent. Soc. ser. 2, iv. 258.

*G. fusca*; prothorace elytrisque basi ochraceo-quinque-vittatis, his in medio impunctatis, juxta carinam vitta ochracea indutis; antennis articulo tertio apice albo (♀).

*Hab.*—Singapore, Sarawak.

Dark brown, with a black velvety pubescence; stripe on the

cheek, two between the eyes and on the vertex, five on the prothorax, the three intermediate continuous with similar stripes on the scutellum and base and suture of the elytra, ochraceous; middle of the elytra impunctate, marked with a short curved transverse line, a narrow ochraceous stripe near the carina, and between this and the carina itself a row of coarse punctures; body beneath reddish-brown, striped with white; legs covered with a greyish pile; apex of the third joint of the antennæ white.

Length 8 lines.

*Glenea acuta.*

*Saperda acuta*, Fabricius, Syst. El. ii. 327.

*Volumnia acuta*, J. Thomson, Ess. &c., p. 59.

*G. fusca*; prothorace disco elytrisque basi ochraceo-trivittatis, his, præsertim in medio, fortiter punctatis, juxta carinam haud vittatis; antennis articulo tertio apice albo (♀).

*Hab.*—Java (and Sumatra).

Dark brown, slightly pubescent; stripe on the cheek, two between the eyes and on the vertex, five on the prothorax, the three intermediate continuous with similar stripes on the scutellum, the base and suture of the elytra, ochraceous; elytra, especially in the middle, coarsely punctured, behind the middle an oblique ochraceous line touching the suture, another oblique mark and a small round spot at each apex; body beneath reddish-brown, one stripe on the prothorax above the anterior coxæ, two on the meso- and meta-sterna, and two on each side of the abdomen, white; legs brownish; apex of the third joint of the antennæ white.

Length 7 lines.

*Glenea ochraceovittata.*

J. Thomson, Syst. Ceramb. p. 565.

*G. fusca*; prothorace vitta mediana ochracea, lateribus albis; elytris basi vittis quatuor, in medio fascia transversa, apicibus singulis macula oblonga, ochraceis; antennis omnino fuscis (♀).

*Hab.*—Sarawak.

Dark brown, with a short reddish-brown pubescence; line surrounding the eye and two stripes on the vertex ochraceous; a single ochraceous median stripe on the prothorax, the sides of the latter pure white; scutellum ochraceous; elytra with a short basal stripe on each side of the scutellum, which is a little incurved posteriorly, near the shoulder another stripe extending to

the middle of the elytron, where it nearly joins a transverse bar, the sutural end of which is a little reflected towards the base, near the apex an oblong spot; body beneath nearly pure white, the side of the two basal segments of the abdomen and a space along the middle of all the segments glabrous, luteous; legs brownish, with a thin whitish pile; antennæ entirely brown.

Length  $7\frac{1}{2}$  lines.

*Glenea sejuncta.*

*G. fusca*; prothorace disco ochraceo-trivittato; elytris, basi excepta, trivittatis, in medio et antice fasciis duabus, suturam versus interruptis, ochraceis; antennis omnino fuscis (♀).

*Hab.*—Sarawak.

Brown, line in front of each eye, another on the cheeks, and two stripes on the vertex, ochraceous; prothorax with three stripes on its disk, and the scutellum ochraceous; line along the suture except at the base, stripe near the carina beginning behind the shoulder and nearly extending to the apex, two bands, one in the middle, the other towards the base, and both interrupted at the suture, ochraceous; body beneath pure white, three stripes on the abdomen nearly glabrous, luteous; antennæ entirely brown.

Length 7 lines.

---

*Glenea Atropa.*

*G. nigra*, vittis vertice duabus, prothorace tribus plumbeis fere obsoletis; elytris disco vittis quinque indistinctis, vitta basali interrupta (♀).

*Hab.*—Ceram.

Black, with obscure ashy or leaden stripes; head with a line round the eye and two stripes on the vertex pale ashy; prothorax with three indistinct or nearly obsolete stripes; scutellum subscutiform, paler at the apex; elytra with five stripes on the disk, all obscurely limited, the basal one interrupted at the middle, curved outwardly near the apex, and joining the humeral stripe, the declivous side indistinctly ashy, the external apical spine strongly-produced; body beneath dull whitish at the sides, ashy along the middle, each of the abdominal segments with a black glabrous spot at the side; legs and antennæ black.

Length 5— $5\frac{1}{2}$  lines.

An indefinitely coloured species, but my specimens are a little worn.

*Glenea Sophronia.*

*G. nigra*, vittis plumbeis indistinctis, vertice nullis, prothorace tribus fere obsoletis, elytris disco quinque, vitta basali integra (♀).

*Hab.*—Dorey.

Black, with very indistinct ashy or leaden stripes, none on the vertex, those on the elytra nearly obsolete, the outer one broad and irregular; scutellum transverse, emarginate at the apex; elytra with five very pale stripes on the disk, the basal intermediate entire, the ashy colour more distinct on the apices; body beneath and legs with a thin ashy pubescence; antennæ dark brown.

Length  $4\frac{1}{2}$  lines.

In its indefinite coloration, giving a dull leaden hue to the upper surface, this species resembles the last, but, *inter alia*, the scutellum is broadly emarginate at the apex, and the external spine of the apices of the elytra is reduced to little more than a mere point.

*Glenea Boisduvalii.*

J. Thomson, Syst. Ceramb. p. 564.

*G. nigra*, cinerascens-vittata et maculata; capite vittis duabus, prothorace quinque, elytrisque etiam quinque, una communi suturali, una basali abbreviata, tertia humerali longiore, et maculis quatuor duabus medianis, alteris præ-apicalibus (♂).

*Hab.*—Batchian, Singapore.

Black, striped and spotted with pale ashy; checks whitish, two stripes on the vertex, five on the prothorax and five on the elytra, including the sutural, the humeral stripe extending from the shoulder to within one-fourth of the apex, the intermediate commencing from a broad spot at the base and extending to above a third of the length of the elytron, a spot in the middle and another between the humeral stripe and the apex; body beneath ashy, a broad white stripe on the sides of the sterna and abdomen; legs and antennæ black.

Length 5—6 lines.

Related to *G. basalis* according to M. Thomson, but it seems to me much more nearly allied to the following, from which it differs principally in the light brownish colour of the elytra, and in the four spots being nearer the base.

*Glenea Saperdoides.*

J. Thomson, Ess. &c., p. 50.

*G. fuscescens*, pallide ochraceo-vittata et maculata; capite vittis duabus, prothorace tribus, elytris quinque, una communi suturali, una basali breve, tertia humerali fere obsoleta, maculisque quatuor, duabus ante, duabus post medium sitis (♂, ♀).

*Hab.*—Sarawak, Sumatra.

Lightish brown, the prothorax darker, striped and spotted with pale ochreous; cheeks and face whitish, vertex with two, prothorax with three stripes; scutellum entirely ochraceous; elytra with five indistinct stripes, the humeral almost obsolete, the basal short or forming an oblong spot, one spot just before the middle, the other a little behind it and remote from the apex; body beneath white, gradually shading off into pale ferruginous; antennæ dark brown; legs pale ferruginous.

Length 5—6 lines.

*Glenea collaris*, Pasc., to which M. Thomson refers, is quite different from the insect standing under that name in his collection.

*Glenea Myrsia.*

*G. fusca*, sordide griseo-vittata; elytris breviusculis, quinque-vittatis, vitta intermedia abbreviata; corpore infra lateraliter albo-vittato (♀).

*Hab.*—Amboyna.

Dusky brown, or blackish, with greyish stripes; the vertex with two stripes, front and cheeks greyish-white; prothorax longer than broad, with three stripes; scutellum narrow, rounded behind, greyish; elytra short, with five stripes, the intermediate between the base and middle, the humeral not reaching to the apex; body beneath dark reddish-brown, the sides throughout with a nearly pure white stripe; legs dusky testaceous; antennæ brownish.

Length 5 lines.

Remarkable for its comparatively long prothorax and short elytra; in the central stripe and general appearance it resembles the next.

The preceding members of this section are rather short and robust; but this and the rest of the section as far as *G. Latania* are more slender; from that point they are again stouter; there is, however, an obvious connexion between them which forbids any division. *G. regularis*, Newm., (*G. Kraatzii*, Thoms.), be-



longs to this section, and is intermediate between the slender and the stouter forms.

*Glenea vittifera.*

*Saperda vittifera*, Boisduval, Voy. de l'Astrol. ii. 516, pl. ix.  
fig. 19.

*G. nigra*, obscure viridescenti-vittata; prothorace tri- et elytris quinque-vittatis, his vitta intermedia basali pone medium currente; antennis nigrescentibus, scapo nigro-ferrugineo (♀).

*Hab.*—Aru.

Black, with pale dull-greenish stripes; two stripes on the vertex, lower lobe of the eye also margined with green; prothorax with three stripes; scutellum sub-semicircular, green in the middle; elytra with five stripes, the sutural indistinct, the intermediate basal stripe extending to beyond the middle of the elytron, the humeral stripe approaching the apex; body beneath reddish-brown, with the sides of the sterna and abdomen clear blueish-green; legs brown, tarsi pale blueish; antennæ black, scape dark ferruginous.

Length 5 lines.

A dingy species, with the disposition of the colours much the same as in *G. venusta*, but without the two spots on the elytra, and the intermediate basal stripe is much longer.

*Glenea Acasta.*

*G. nigra*, albo-vittata; vertice vittis duabus, prothorace quinque, hoc basi etiam albo-marginato; elytris septem-vittatis, apicibus albis (♂, ♀).

*Hab.*—Java.

Black, with narrow white stripes; cheeks and margins of the eyes white, two stripes on the vertex; prothorax with five stripes, the two outer on each side divided by a narrow black stripe, and the black patch on each side of the central stripe with two white spots, the basal margin also white; scutellum black, its apex white; elytra with five narrow dorsal stripes, and a broader and paler one on the declivous portion, the apices white; body beneath pale ashy, with an indistinct interrupted stripe along the sides of the sterna and abdomen; legs dull ferruginous, clouded with blackish; antennæ black.

Length 6 lines.

*Glenea Telmissa.*

*G. nigra*; prothorace tri- et elytris septem-albo-vittatis; femoribus pallide ferrugineis; antennis fuscis, articulo tertio apice cœruleo-tincto (♂).

*Hab.*—Tondano.

Black, with narrow white stripes; head black above and between the eyes, with the front and cheeks, and two stripes on the vertex, white; prothorax with three stripes; scutellum semi-circular, white; elytra with seven stripes, the sutural and three on each, the outermost on the declivous portion, the humeral extending to near the apex and the intermediate a little shorter, all commencing at the base except the outermost; body beneath black, varied with patches of a rich silvery pubescence, principally on the sides of the sterna, and margins of the abdominal segments; femora pale ferruginous, tibiæ darker, tarsi with a blueish pubescence; antennæ blueish, the apex of the third joint with a blackish tinge.

Length 4 lines.

A very distinct species, although bearing a certain general resemblance to *G. illuminata*, from which it is differentiated by its antennæ.

*Glenea Iphia.*

*G. nigra*; prothorace tri- et elytris quinque-ochraceo-vittatis; antennis nigris, articulo tertio apice albo.

*Hab.*—Tondano.

Black, with ochraceous stripes; head black above, a narrow stripe of the same colour between the eyes, cheeks and front, except the black stripe, ochraceous, two stripes between the eyes united on the vertex; prothorax with three stripes; scutellum semicircular, ochraceous; elytra with five stripes, the sutural and two on each, the intermediate basal very short and oblique, the humeral extending from the shoulder to very near the apex, none on the declivous portion; body beneath black, with greenish metallic patches, principally at the sides of the sterna and abdomen; femora ferruginous, tibiæ brownish, tarsi with a blueish pubescence; antennæ black, the apex of the third joint white.

Length 5 lines.

Very distinct from the last, to which, however, it may be considered to be nearly allied; besides the difference of colours this species has the outer apical spine reduced to a mere point.

*Glenea Irene.*

*G. nigra*, cœruleo-vittata; vertice vittis duabus, occipite nigro; prothorace vitta mediana; elytris vittis quinque, vitta externa in fascia brevi exeunte (♂).

*Hab.*—Singapore.

Black, with narrow cobalt-blue stripes; head blueish-white in front and on the cheeks, the blue predominating in two narrow stripes between the eyes but not extending to the hind-head; prothorax with a narrow median stripe, its sides blueish-white, the basal margin blue; scutellum blue at the apex; elytra with five stripes, the sutural terminating in a broad band at the apex, the two on each side somewhat indistinct, the humeral ending in a short transverse bar; body beneath pale ashy, a glossy black spot on each side of the metasternum, and a smaller one on the first abdominal segment on each side; femora brownish-fulvous at the base, gradually passing into ashy and pale cobalt, the latter especially on the tarsi; antennæ black, the first three joints blueish.

Length  $4\frac{1}{2}$ — $5\frac{1}{2}$  lines.

In this rather slender species the stripes between the eyes do not ascend to the vertex, but cease abruptly between the upper lobes of the eyes; the humeral stripe ends in a short transverse bar. *G. Colobothoides*, Thoms., is allied to this.

*Glenea illuminata.*

*Stibara illuminata*, J. Thomson, Arch. Ent. i. 144.

*G. nigrescens*, prothorace elytrisque vittis cinereis quinque ornatis; antennis ochraceis, articulis duobus basalibus nigrescentibus.

*Hab.*—Singapore.

Blackish, cheeks and body beneath whitish, two lines on the vertex, five on the prothorax, continuous with an equal number on the elytra, ashy; body beneath blackish, the sides white; legs luteous; antennæ ochraceous, the two basal joints blackish.

Length  $5\frac{1}{2}$  lines.

*Glenea camelina.*

*G. capite* prothoraceque supra fuscis, hoc vitta mediana alba; elytris pallide brunneis, obsolete quinque-vittatis; antennis ochraceis, articulis duobus basalibus nigrescentibus.

*Hab.*—Sarawak.

Head and prothorax above blackish, the former with two, the latter with a single median stripe, front and cheeks ashy; scutellum semicircular, blackish, the apex white; elytra pale yellowish-brown, with five very indistinct stripes; body beneath and sides of the prothorax uniformly ashy; legs and antennæ yellowish-testaceous, the latter with the two basal joints blackish.

Length  $5\frac{1}{2}$  lines.

Resembles the last, but paler, with the two lateral prothoracic stripes obsolete, and the body beneath uniformly ashy; the punctation of the elytra is less marked; in both the external apical spine is strongly produced.

#### *Glenea Anona.*

*G. capite prothoraceque nigris, elytris fuscis, supra pallide ochraceo-vittatis; vertice vittis duabus, prothorace tribus, elytris quinque; horum apicibus singulis macula nivea ornatis* (♂).

*Hab.*—Singapore.

Head and prothorax black, the eye bordered with white, two narrow pale ochraceous lines on the vertex; prothorax with a narrow pale ochraceous median line; scutellum semicircular, ochraceous; elytra dark brown, the suture and humeral stripe ochraceous, a spot near the apex at the base of the slender exterior mucro white; body beneath chesnut-red, with a pure white stripe on the sides, and another on the metasternum; legs reddish-testaceous, the four anterior tarsi brown, the lower half of the posterior tibiæ and their tarsi white; antennæ dark brown, covered with a whitish pubescence, the last four joints white.

Length 5 lines.

This has a slightly broader prothorax and more trigonate elytra than some of the preceding, to which its coloration allies it.

#### *Glenea Alysson.*

Pascoe, Proc. Zool. Soc. 1866, p. 261, pl. xxviii. fig. 8.

*G. capite prothoraceque fuscis, hoc et vertice in medio vitta ochracea; elytris brunneis, extus infuscatis, apicibus singulis macula nivea ornatis.*

*Hab.*—Singapore (and Penang).

Head and prothorax dark brown, a narrow white line bordering the eye and cheeks, the vertex and prothorax with a broad

ochraceous stripe; cheeks, stripe on the side of the prothorax, and all the under parts, pale ashy; scutellum nearly semicircular, ochraceous; elytra with the disk entirely pale brown, blackish at the sides and apex, the latter with a small snowy spot at the base of the strongly marked exterior mucro; legs reddish-testaceous, the lower half of the posterior tibiæ and their tarsi white; antennæ black, the last four joints white.

Length 5—6 lines.

This may possibly be *G. lineatocollis*, Thomson, Ess. &c., p. 52, a species I do not recollect seeing in his collection, but from his description, which appears to have been made from a specimen with *obsoletely* striped elytra, there seem to be no spots on the apices; indeed it is expressly stated that they are not spotted; and no mention is made of the white terminal joints of the antennæ.

#### *Glenea Latania.*

*G. læte ochraceo-lineata*; capite prothoraceque atris, hoc supra tri-vertice fronteque bi-vittatis; elytris singulis trivittatis, vitta intermedia sub-basali, brevissima, externa cum fascia basali juncta; antennis apice articuli tertii albido (♀).

*Hab.*—Menado.

Head and prothorax black, elytra reddish-brown, with very clear ochraceous stripes; head with the cheeks, border of the epistome and two stripes in front extending to the vertex; prothorax with three stripes, its sides above the coxæ pale ochraceous; stripe on the scutellum and along the suture also bordering the apices, a very short sub-basal stripe, the outer or humeral stripe connected with a band close to the base; body beneath chesnut-red, its sides from the cheeks to the anus pale ochraceous; legs fulvous; antennæ brown, the apex of the third joint yellowish-white.

Length 6 lines.

A very pretty species, noticeable for the way in which the humeral stripe is reflected at the base of the elytra, the branches being prevented from meeting by the broad scutellum.

#### *Glenea Jubæa.*

Pascoe, Proc. Zool. Soc. 1866, p. 260.

*G. brunnea*, fulvo-vittata; vertice bi- et prothorace quinque-

vittatis; elytris singulis trivittatis, vitta intermedia basali brevissima; antennis omnino fuscis (♂).

*Hab.*—Sarawak (and Penang).

Reddish-brown, with fulvous stripes; two stripes on the vertex, and five on the prothorax; scutellum fulvous in the middle; elytra with three stripes on each, the sutural also bordering the apex, the intermediate basal and very short, and the humeral extending from the shoulder to near the apex; body beneath with a pale-ochreous pile, divided by three glabrous stripes; legs dark testaceous; antennæ entirely dark brown.

Length 5 lines.

Somewhat like the last in the distribution of the stripes, but the colouring duller, and without the basal band; the antennæ unicolorous, &c. This is possibly identical with *G. mima*, Thomson.

---

*Glenea albolineata.*

J. Thomson, Ess. &c., p. 51.

*G. nigro-violacea*, nitida; prothorace nigro, postice constricto; elytris singulis vittis tribus (suturali inclusa) sordide albescentibus (♀).

*Hab.*—Batchian, Bouru.

Violet-black, shining; head black, face, cheeks, two lines on vertex, and one behind each eye, dull white; prothorax constricted posteriorly, and narrower than the apex, black, three dull white stripes on the disk, and one on each side; scutellum transverse, truncate behind; elytra rather short, the violet assuming a dingy tint in certain lights, the sutural, a shorter intermediate, and the outer stripe, dull whitish; another, almost obsolete, stripe on the deflected side; body beneath covered with a delicate white pubescence; legs greyish; antennæ black.

Length 6 lines.

*Glenea lugubris.*

J. Thomson, Syst. Ceramb. p. 562.

*G. atra*, opaca; prothorace postice vix constricto; elytris singulis vittis duabus (suturali inclusa) et macula basali albis; spina exteriori apicali robusta (♂).

*Hab.*—Ceram.

Jet-black, opaque; face, cheeks, two lines on the vertex, and one

behind each eye pure white; prothorax scarcely or very slightly constricted posteriorly, and broader than the apex, three white stripes on the disk, and one on each side; scutellum semicircular, white; elytra elongate, the sutural and outer stripe white, between the two at the base a short triangular spot, a well marked stripe on the deflected side; body beneath covered with a chalky-white pubescence, a black glabrous spot on each of the abdominal segments at the sides; legs with a thin ashy pile; antennæ black.

Length  $6\frac{1}{2}$  lines.

In this species the anal processes are rather long, and slightly divergent. *G. versuta*, Newm., differs principally in the antennæ having the third joint white at the apex.

*Glenca Attalea.*

*G. atra*, squamulis opacis dense vestita; prothorace vix constricto; elytris breviusculis, supra albo-vittatis, spina exteriore apicali parva (♀).

*Hab.*—Ceram.

Perhaps only the female of the preceding; it is remarkable, however, for the opaque dense squamiform pubescence of the black portion, and for the whiter and longer pubescence of the stripes; the outer apical spine is also smaller, and the general outline is much more robust, but scarcely exceeding what might be expected in the female.

Length 7 lines.

*Glenca cœruleata.*

*G. cœrulea*, nitida, subtilissime pubescens; prothorace nigro, postice constricto; elytris supra griseo-quinque-vittatis, vitta intermedia interrupta (♂, ♀).

*Hab.*—Ceram.

The variation in the extent and distinctness of the white stripes in the two individuals before me shows the uncertainty of this class of their characters; all that remains, therefore, to differentiate this species is the blue colour of the elytra, changing like shot silk in certain lights, and the pale ashy stripes; these give the insect a *primâ facie* distinctness totally different from any other in this section.

Length 7 lines.



*Glenea Hyphæne.*

*G. ochraceo-lineata*, capite prothoraceque fuscis, hoc supra tri-  
et vertice bi-vittatis, fronte in medio fusca; elytris pallide  
quinque-vittatis.

*Hab.*—Morty.

Head dark brown, with the cheeks, border round the lower lobe of the eye, two stripes on the vertex and one behind the eye ochraceous, the middle of the face brown; prothorax blackish-brown, a broad central, a narrower lateral stripe, beneath which is another very broad stripe, ochraceous; scutellum transverse, ochraceous; elytra pale brownish, each with three indistinct ochraceous lines, including the sutural lines which extend to and cross the apex to the exterior mucro, the second stripe extends from the base to a little beyond the middle, the third lies midway between the second and the carina, and extends nearly to the apex; body beneath and legs reddish-yellow, sides of the sterna and abdomen ochraceous; antennæ blackish.

Length 6 lines.

*Glenea Corypha.*

*G. ochraceo-lineata*, capite prothoraceque fuscis, hoc supra uni-  
et vertice bi-vittatis, fronte ochracea.

*Hab.*—Amboyna.

Perhaps only a variety of the last, from which it principally differs in the face being entirely ochraceous, in having only the central stripe on the disk of the prothorax, and in the lines on the elytra being more deeply coloured.

Length 7 lines.

*Glenea interrupta.*

J. Thomson, *Ess. &c.*, p. 51.

*G. cyaneo-chalybeata*, nigro-tomentosa, rufo-vittata; prothorace tri-elytris quinque-vittatis, his vitta intermedia basali abbreviata, postea et ante medium macula rotundata, vitta suturali postice obsoleta, macula apicali ampla.

*Hab.*—Amboyna (and Batchian).

Dark chalybeate-blue, closely covered with a short black tomentum striped and spotted with reddish; cheeks and front whitish, two stripes on the vertex and three on the prothorax, the sides whitish; elytra with five stripes, the sutural gradually disappearing posteriorly and the intermediate short, followed by a

round spot, another large spot at the apex, humeral stripe nearly extending to the apical spot; body beneath with a close white pubescence; legs more thinly pubescent; antennæ black.

Length 6—8 lines.

The general colour seems to be black, but with a lens the derm is seen to be of a dark chalybeate-blue.

---

*Glenea mathematica.*

*Stibara mathematica*, J. Thomson, Arch. Ent. i. 144.

*G. capite* prothoraceque nigris, hoc angusto, lateribus fere parallelis, in medio vitta ochracea; vertice vittis duabus; elytris fuscis, vitta suturali ad apicem haud currente, vitta humerali maculaque apicali, ochraceis (♂).

*Hab.*—Java.

Head and prothorax black, the latter narrow with the sides nearly parallel; two stripes on the vertex and two on the prothorax pure ochraceous; scutellum rather narrow, rounded behind, ochraceous; elytra dark reddish-brown, a narrow sutural stripe not extending to the apex, and a humeral stripe nearly united to a large oblong apical spot, ochraceous; body beneath brown, the sides striped with white; legs luteous; antennæ reddish-brown.

Length 5 lines.

In colour and form recalling *G. Anona*, but obviously more nearly allied to the following.

*Glenea algebraica.*

*Stibara algebraica*, J. Thomson, Arch. Ent. i. 144.

*G. fusca*, vitta lata ochracea a vertice ad apices elytrorum, vitta humerali nulla (♂ ♀).

*Hab.*—Sarawak, Singapore.

Dark brown, a broad well-marked ochraceous stripe extending from the vertex to the apices of the elytra and terminating at the outer spine, the front entirely whitish, or whitish with a large central blackish spot, the vertical stripe either fading away in front or well limited; scutellum semicircular; body beneath uniformly white, with the middle of the abdomen generally luteous; legs testaceous, tarsi whitish; antennæ dark brown.

Length 5—6 lines.

The side of the prothorax is sometimes divided by a white stripe.

*Glenea analytica.*

*G. fusca*, vitta ochracea a vertice ad apices elytrorum, vitta humerali angustata (♂).

*Hab.*—Sarawak.

Closely allied to the last, but the vertical stripe dividing between the eyes and embracing a large black patch; the prothorax larger and more constricted posteriorly; the scutellum less rounded and longer; there is also a narrow humeral stripe as in *G. mathematica*, which does not, however, extend to the apex, and the sutural stripe is narrower and of uniform breadth, spreading out however at the base.

Length 6 lines.

*Glenea eclecticica.*

*G. fusca*, vitta ochracea a vertice ad apices elytrorum, vitta etiam postica, apicibus oblique emarginatis; scutello semi-circulari.

*Hab.*—Sarawak.

This bears a close resemblance to *G. algebraica*, but it is very considerably shorter, the elytra flatter posteriorly and their apices oblique and less deeply emarginate, the outer spine is nearly obsolete, and there is no trace of the angles formed by the deflected sides; the stripe on the elytra spreads out at the base so as to touch the shoulders, and the legs are darker: there is only one example; how far, therefore, some of these characters may be permanent must be left for future observation.

Length 4 lines.

*Glenea discoidalis.*

*G. fusca*, vertice prothoraceque vitta mediana ochracea; elytris disco fulvo-brunneis, antennis apicem versus albis (♂).

*Hab.*—Singapore.

Dark brown, stripe on the vertex and prothorax ochraceous; cheeks and front ashy; scutellum sub-scutiform, ochraceous; elytra with the disk almost entirely pale yellowish-brown, the sides dark brown and nearly glabrous, the apex of each with a strong outer spine; body beneath ashy; legs fulvous; antennæ brownish, gradually becoming white towards the apex.

Length 4 lines.

This species has the elytra much more strongly punctured than the last, and the angle formed by the deflected side is very prominent.

*Glenea palliata.*

*G. valde pubescens*; capite prothoraceque flavo-griseis; elytris brunneis, disco vittaque laterali flavo-griseis (♀).

*Hab.*—Singapore.

Covered with a close somewhat silky pubescence; head and prothorax yellowish-grey, the latter impunctate; scutellum semi-circular, yellowish-grey; elytra reddish-brown, the disk and a narrow stripe on the declivous portion yellowish-grey, the apices with a nearly obsolete external spine; body beneath entirely greyish; legs testaceous; antennæ brown.

Length 4 lines.

In this species there is scarcely any trace of the angle formed by the deflected sides of the elytra.

*Glenea scalaris.*

J. Thomson, Syst. Ceramb. p. 567.

*Glenea cmila*, Pascoe, Proc. Zool. Soc. 1866, p. 260.

*G. capite*, prothorace, elytrorumque vitta irregulari pube flavo-grisea tectis, his lateraliter fere glabris, fuscis (♀).

*Hab.*—Singapore.

Head and prothorax covered with a close somewhat silky yellowish-grey pubescence, the latter finely punctured; scutellum squarish, yellowish-grey; elytra with a broad irregular yellowish-grey sutural stripe, the sides nearly glabrous, brown, the apices with a long external spine; body beneath greyish; legs dark brown, bases of the femora luteous; posterior tarsi pale yellowish; antennæ brown.

Length 5 lines.

Resembles the last, but the stripe on the elytra does not extend to their sides, and their apices are quite different.

*Glenea Cinna.* (Pl. XVII. fig. 7.)

*G. nigra*, capite, prothorace, vittisque elytrorum ochraceis, vitta humerali lata ad apicem currente; scutello subrotundato (♀).

*Hab.*—Tondano.

Black; head, prothorax and stripes on the elytra dull ochraceous; sides of the prothorax nearly parallel; scutellum rounded behind, nearly as long as broad; elytra with a narrow sutural stripe extending from the scutellum to the apex, humeral stripe

broad, beginning at the base close to the shoulder and running to the apex, where it joins the sutural stripe; body beneath ochraceous; legs brown, with a sparse ochraceous pubescence, bases of the femora luteous; antennæ black, spot at the apex of the third joint white.

Length 6 lines.

This and the following stand out very distinctly from among their congeners on account of their coloration.

*Glenea Olyra.*

*G. nigra*, capite, prothorace, vittisque elytrorum ochraceis, vitta humerali angusta apicem versus evanescente, vitta basali intermedia obliqua abbreviata; scutello transverso (♀).

*Hab.*—Tondano.

Black; head, prothorax and stripes on the elytra ochraceous; sides of the prothorax slightly rounded; scutellum very transverse, nearly semicircular; elytra with five stripes, the sutural extending from the scutellum to the apex, which has also a border of the same colour, the humeral stripe narrow, terminating before the apex, the intermediate basal stripe oblique, about a quarter of the length of the elytra; body beneath ochraceous at the sides, blackish with a pale greenish tinge in the middle; legs dusky, the four posterior tarsi blueish-white; antennæ black, apex of the third joint white.

Length  $5\frac{1}{2}$  lines.

---

*Glenea exulta.*

Newman, Entom. i. 302.

*Glenea viridipustulata*, J. Thomson, Ess. &c., p 50.

*G. atra*; genis, prothoracis vittis tribus, scutello, elytrorum maculis duodecim suturaque postice, et antennarum articuli tertii apice aureo-viridibus; pedibus nigrescentibus, femoribus aliquando rufo-testaceis.

*Hab.*—Kaioa, Batchian, Gilolo, Morty, (and Manilla).

Jet-black, with metallic, mostly golden green, or, in some specimens silvery green, stripes and spots; head with two frontal stripes and the cheeks green; prothorax nearly quadrate, a narrow central and two broader lateral stripes; scutellum transverse, green; elytra with the suture posteriorly green, each with six spots, the four outer taking the place of the humeral stripe, the first spot remote from the shoulder, the fourth apical, the two in-

intermediate equidistant, the two inner nearly in a line with the first and second; body beneath black, with the edges of the sterna and abdominal segments green; legs black, the femora sometimes reddish-testaceous, tarsi greenish; antennæ entirely black, with the exception of the apex of the third joint, which is golden green.

Length 5—6 lines.

*Glenea venusta.*

*Saperda venusta*, Guérin, Voy. de la Coq. ii. pt. 2, p. 139, pl. 7, fig. 5.

*Saperda viridicincta*, Boisduval, Voy. de l'Astrol. ii. 513, pl. 9, fig. 20.

G. atra, læte viridi-vittata; prothorace tri- et elytris quinquevittatis, his in medio etiam bimaculatis, vitta intermedia brevissima basali; antennis nigris (♂).

*Hab.*—Dorey, Kaioa.

Black, with stripes and spots of blueish-green; face and cheeks whitish, two green stripes on the vertex; prothorax slightly contracted at the base and apex, with three stripes, the two intermediate black portions of the disk continued to the base; scutellum nearly quadrate, greenish; elytra rather slender, each with a common sutural, a narrow humeral, and a short oblique basal stripe, and in the middle a round spot; body beneath blueish-white, the middle of the sterna and abdomen brownish; legs reddish-testaceous, often nearly black, except the tarsi, which are blue; antennæ black.

Length  $3\frac{1}{2}$ — $4\frac{1}{2}$  lines.

*Glenea viridinotata.*

*Saperda viridinotata*, Blanchard, Voy. au Pôl. Sud, iv. 300, pl. 17, fig. 17 (*nec* Thomson).

G. atra, læte viridi-vittata, prothorace tri- et elytris quadri-vittatis, his in medio etiam bimaculatis, vitta intermedia brevissima sub-basali; antennis atris, articulo tertio apice viridi (♀).

*Hab.*—Aru.

Probably only a variety of the last, and differing principally in the absence of the sutural stripe, (traces of which, however, may be noticed posteriorly,) and in the third antennal joint being green

at the apex; my unique example is blacker and much larger than any individual of *G. venusta* that I have seen.

Length  $5\frac{1}{2}$  lines.

*Glenea basalis.*

J. Thomson, Syst. Ceramb. p. 563.

*G. atra*, læte viridi-vittata; prothorace tri-elytris quinquevittatis; his etiam quadrimaculatis, basi viridi-cinctis; illo lateribus fere parallelis, et basi viride; antennis nigris, articulo tertio apice albo (♀).

*Hab.*—Menado.

Very nearly resembles the last, but with the suture and bases of the prothorax and elytra green.

Length  $5\frac{1}{2}$  lines.

*Glenea concinnata.*

*G. nigra*, læte viridi-vittata; prothorace tri-elytris quinquevittatis; his etiam in medio bimaculatis, vitta intermedia basali brevissima; illo basi viridi-cincto; antennis nigris.

*Hab.*—Sarawak, Mysol, Menado, Waigiou, Key, Aru, Dorey.

Black, two stripes on the vertex, three on the prothorax and its basal margin, scutellum, suture, apex of the elytra, the humeral stripe, the short basal intermediate stripe, and a transverse spot a little before the middle, pale green; prothorax gradually narrower towards the base; breast and borders of the abdominal segments with a pale green or whitish pubescence, the side of the metathorax sometimes with a brown spot; legs testaceous or brownish, the tarsi whitish; antennæ black.

Length  $4\frac{1}{2}$  lines.

Differs principally from *G. venusta* in the green basal margin of the prothorax.

*Glenea despecta.*

Pascoe, Trans. Ent. Soc. ser. 2, iv. 259.

*Glenea guttigera*, J. Thomson, Syst. Ceramb. p. 563.

*G. nigra*, sordide albo-vel ochraceo-vittata; prothorace tri-elytris quinque-subvittatis, his vitta suturali fere vel in toto obsoleta, vitta intermedia vel abbreviata vel in maculis duabus mutata, vitta humerali postice interrupta; antennis articulis tribus ultimis albis.

*Hab.*—Sarawak.



Differs from *G. venusta* in its dull coloration, the humeral stripe interrupted near the apex, the middle spot on the elytra not transverse, but oblong and evidently forming part of the intermediate stripe; the antennæ white towards the tip, the under surface dull brownish, with a thin greyish pubescence, &c.

Length 4 lines.

---

*Glenea detrita.*

Pascoe, Trans. Ent. Soc. ser. 2, iv. 259.

*Glenea maculipennis*, J. Thomson, Syst. Ceramb. p. 562.

*G. fusco-brunnea* vel *fusca*, vittis maculisque læte flavis; elytris singulis vittis duabus obliquis basalibus abbreviatis terciaque suturali, disco etiam maculis sex vel octo (♂, ♀).

*Hab.*—Macassar.

Dark reddish-brown, darker on the prothorax, with pure lemon-yellow stripes and spots; head with two nearly contiguous stripes on the vertex, front and cheeks yellow; prothorax with five stripes; scutellum semicircular, yellow; elytra with a well-marked sutural and two oblique abbreviated stripes on each side, then a round spot followed by five to seven others more or less oblong, the last two united near the apex; body beneath with a clear yellowish pubescence, a lateral stripe on the breast, and the bases of the abdominal segments black; legs dull testaceous, tarsi white or blueish, particularly the posterior; antennæ brown.

Length 5 lines.

My original description was made from a very dull-coloured individual, but which agrees precisely with M. Thomson's type.

*Glenea Myrrhis.*

*G. fulvo-brunnea*, flavo vittata et maculata; elytris dimidio basali maculis sex in circulo ordinatis, vitta brevi laterali pone medium et macula rotundata præ-apicali, vitta suturali nulla.

*Hab.*—Singapore.

Fulvous-brown, striped and spotted with yellow; two stripes on the vertex, front and cheeks yellowish, the former with a brown central spot; prothorax with three stripes; scutellum semicircular, yellow; elytra with six large round spots on their basal half, arranged in a circle, three on each side, behind them a short stripe, and near the apex a round spot; body beneath pale

testaceous-brown, the sides yellow; legs testaceous-brown, the hind tarsi white; antennæ brown.

Length  $5\frac{1}{2}$  lines.

This and the last differ from all others in the collection, by their peculiar, although in each case different, arrangement of the elytral spots.\*

---

*Glenea venenata.*

*G. obscure fuscescens*, prothorace vittis quinque elytris que maculis sex indistinctis griseis (♀).

*Hab.*—Dorey.

Dull reddish-brown; front, vertex and line bordering the eyes grey; prothorax with an indistinct median and two clearer approximate stripes on each side; scutellum semicircular; elytra with six moderately large indistinct greyish-white spots, the first on each elytron a little before, the second behind the middle, the third occupying the apex, the suture with a scarcely perceptible stripe running into the apical spot; body beneath dark chesnut-brown, shining, the abdominal segments bordered with testaceous; legs greenish-testaceous, the antennæ darker.

Length 4 lines.

\* Two species from the Philippine Islands may be described here:—

*Glenea lusoria.*

*G. capite*, prothorace, elytris que postice aterrimis, niveo-maculatis, cæteris elytrorum rufo-cervinis; corpore infra niveo-variegato; antennis pedibus que luteis.

Head, prothorax and apical third of the elytra jet-black, spotted with snowy-white, rest of the elytra of a pure reddish-fawn; face, two lines on the vertex, and cheeks white, the former with a black vertical line; prothorax rounded at the sides, contracted posteriorly, the disk with eight oblong spots—two in the centre and three on each side; elytra irregularly punctured, the black apical portion with four white spots; body beneath with a pure white pubescence at the sides; legs and antennæ luteous.

Length 5 lines.

One of the most strongly-marked species in regard to coloration in the genus; the eye is unusually large, its lower border approaching the mouth, the face being a little transverse.

*Glenea maura.*

*G. aterrima*; pectore albescente; abdomine cinereo.

Size and form of the last, but the entire upper surface, as well as the antennæ and legs, are jet-black; pectus with a whitish, the abdomen with an ashy pubescence; face rather long, with a whitish line on each side, eye of the ordinary size and remote from the mouth.

An aberrant species, with a narrow head and well-marked antennary tubercles.

A dull indistinctly-coloured insect, unlike any other in the collection, although in the disposition of the spots approaching *G. Elate*.

---

*Glenea Iresine.*

*G. supra* metallica, antice cyanea, postice cuprea; antennis articulo tertio niveo; tarsi posticis albis (♀).

*Hab.*—Sarawak.

Head and prothorax deep chalybeate-blue, passing from the base of the elytra into rich copper-brown; front of the head above the epistome with a varying whitish pubescence; prothorax with a few white hairs near the base; scutellum semicircular, opaque black, elytra with an indefinite whitish spot on the middle of each, the apices with a thin whitish pubescence; body beneath rich blue or purple, borders of the metasternum and sides of the first two and the last abdominal segments white; femora luteous at the base, rest of the legs purple, the tarsi, especially the posterior, whitish; antennæ black, the third joint white.

Length 5 lines.

This is certainly one of the best marked species as regards colour; in outline it is narrower and more parallel than usual, in this respect approaching *G. Sospita*.

---

*Glenea lachrymosa.* (Pl. XVII. fig. 9.)

*G. supra* nigro-chalybeata, maculis albis numerosis dispersis (♂).

*Hab.*—Menado, Macassar.

Dark chalybeate above, with numerous round white spots; cheeks, front and two stripes on the vertex white; prothorax with a white stripe on each side, its disk with six spots, three basal, each of which is connected posteriorly with a narrow white border along the base, and three apical; scutellum black, its apex bordered with white; elytra with about eighteen white spots, irregularly arranged, the suture with a whitish indistinct stripe, connected posteriorly with an apical spot on each side; body beneath white, the sides and middle of the abdominal segments blackish; femora pale ferruginous, tibiæ and tarsi dusky, with a thin whitish pubescence; antennæ black.

Length 6 lines.

The number and irregularity of the white spots separate this species from all others known to me.

---

*Glenea grisea.*

J. Thomson, Ess. &c., p. 54.

*G. cana*; antennis nigris (♂).

*Hab.*—Ceram, Batchian, Aru, Salwatty.

Entirely whitish-ashy; the antennæ black; stripe from the shoulder to the apex of each elytron sometimes a little whiter than the rest.

Length  $5\frac{1}{2}$  lines.

The uniform whitish-ashy colour at once differentiates this species.

---

*Glenea Arouensis.*

J. Thomson, Arch. Ent. i. 457.

*G. nigrescens*, vertice vittis duabus et prothorace supra rufo-fulvis; hoc maculis sex nigris; elytris plagis duabus fulvis ante medium ornatis (♀).

*Hab.*—Aru.

Dark brown or blackish, cheeks and face ashy, two stripes on the vertex and the disk of the prothorax reddish-fulvous or orange, the latter with six black spots, and a blackish stripe at the sides bordering the orange; scutellum black; elytra black, a large squarish reddish-fulvous patch on each a little before the middle, and almost touching the suture; sides of the prothorax and body beneath covered with an ashy pubescence; legs and antennæ blackish.

Length 6 lines.

*Glenea fulvomaculata.*

J. Thomson, Ess. &c., p. 54.

*G. fusca*, vertice vittis duabus et prothorace supra rufo-fulvis; hoc vittis quatuor fuscis; elytris plagis duabus ante medium apicibusque rufo-fulvis (♀).

*Hab.*—Batchian, Dorey, Mysol.

Closely resembling the last, and probably only a variety, but the three spots on each side of the middle line of the prothorax are united and have become a stripe, and the apices of the elytra are

orange; in some examples the scutellum is also orange, and there is also sometimes an orange stripe attached to the outer edge of the median patch; in the Mysol and Dorey examples these median patches have nearly become a band. As I have already observed, this species has been taken by Mr. Wallace *in cop.* with *G. grisea*.

---

*Glenea Melissa.*

*G. brunneo-fulva*; prothorace maculis duabus, elytris que, parte tertia basali excepta, atris; antennis fuscis.

*Hab.*—Dorey, Mysol.

Brownish-fulvous; head and prothorax finely punctured, the latter without a central ridge, and having two round black spots a little before the middle; scutellum rounded behind; elytra finely punctured near the shoulders, the basal third brownish-fulvous, the remainder blueish-black, with a short close black tomentum; body beneath and legs bright fulvous; antennæ dark brown.

Length 6 lines.

*Glenea Vanessa.* (Pl. XVII. fig. 10.)

*G. fulvescens*; vitta pone oculos ad latera prothoracis currente, dimidio apicali elytrorum, antennisque, nigris (♀).

*Hab.*—Waigiou.

Reddish-fulvous, the stripe behind the eye extending along the prothorax on each side, and the apical half, or a little more, of the elytra, black; body beneath and legs entirely fulvous; antennæ black.

Length 6 lines.

There is a well-marked ridge along the middle of the prothorax, common, however, to most species of the genus, but absent in *G. mansueta*, to which this is nearly allied.

*Glenea Stella.*

*G. capite albo, vertice atro; prothorace atro, albo-trivittato; elytris basi fulvis, postice nigris, apicibus albo-lunatis* (♂).

*Hab.*—Dorey.

Face and cheeks white, vertex and prothorax black, the latter with three white stripes on the disk and sides; scutellum dusky white; elytra fulvous at the base, the posterior half or a little more black, each apex with a lunulate whitish spot; body beneath and

legs luteous, the pectus and stripe on each side of the abdomen white; tarsi dusky; antennæ black.

Length  $4\frac{1}{2}$  lines.

The coloration of the head and prothorax will, *inter alia*, readily distinguish this from the two preceding species.

*Glenea mansueta.*

*G. fulvescens*, prothoracis disco nigro-bimaculato; elytris infuscatis, parte tertia basali lutescente; antennis nigris; tarsis nigrescentibus (♀).

*Hab.*—Mysol.

Reddish-fulvous; a round black spot on each side of the disk of the prothorax, a little before the middle; the elytra, except at the base, clouded with brownish; body beneath obscurely fulvous; antennæ black; legs fulvous, the tarsi blackish.

Length  $3\frac{1}{2}$  lines.

Besides the smaller size and absence of any ridge on the prothorax, the elytra show no trace of the inner spine at their apices, which is very recognisable in *G. Vanessa*.

---

*Glenea Sospita.* (Pl. XVII. fig. 8.)

*G. purpurea*, pube grisea sparse tectâ; antennis, femoribusque basi, luteis.

*Hab.*—Mount Ophir.

Purple, with a sparse greyish pubescence; head and prothorax finely and rather closely punctured; scutellum semicircular, covered with greyish hairs; elytra coarsely punctured, but rather less so at the apex; body beneath purple, with a very short greyish pile, legs purple, bases of the femora and the antennæ luteous.

Length 4 lines.

The sides of the elytra in this species are a little more parallel than in the normal members of *Glenea*, and their apices are less emarginate.

---

*Glenea Glechoma.*

*G. testacea*, vittis brunneis; fronte, genis, pectoreque albis; antennis pedibusque pallide testaceis.

*Hab.*—Matabello.

Testaceous, marked above with pale reddish-brown stripes;

cheeks and front of the head whitish, the vertex brownish, with two nearly obsolete stripes; prothorax reddish-brown, with five greyish-testaceous stripes; scutellum small, greyish; elytra very pale reddish-brown, each with three nearly obsolete stripes, including the sutural; sterna with a whitish pubescence, except a glabrous stripe on each side; abdomen and legs pale luteous; antennæ dusky testaceous.

Length 3 lines.

This species also slightly departs from the normal form; the stripes are partly due to the colour and greater density of the pubescence.\*

---

*Glenea Medea.* (Pl. XVII. fig. 5.)

*G. supra* ochraceo-pubescentis; elytris disco lateraliter glabro, rufo-brunneo (♀).

*Hab.*—Sarawak.

Head and prothorax with an entirely ochraceous pubescence, the latter with four faintly marked dark spots, each placed near one of its angles; scutellum squarish, ochraceous; elytra clear reddish-brown and nearly glabrous on each side, the sutural region covered with a close ochraceous pubescence, occupying nearly the whole breadth at the base, gradually narrowing towards the middle, where it throws out a short angular patch, then forming a broad parallel stripe to the apex; body beneath reddish-chestnut, with a loose greyish pile; legs ferruginous, darker on the tibiae and tarsi; antennæ brownish.

Length 8 lines.

A robust and very distinct species.

---

\* An Indian species allied to the above may be characterized here:—

*Glenea lenita.*

*G. testacea*, opaca; elytris sat confertim punctatis, punctis arcolatis; antennis infuscatis.

Testaceous, the head and prothorax darker, the latter transverse and nearly impunctate; elytra seriate-punctate, the punctures rather close together and surrounded with an apparently depressed margin, the apex of each elytron truncate, slightly mucronate externally; body beneath and legs luteous-testaceous; antennæ brownish, especially at the base.

Length  $4\frac{1}{2}$  lines.



*Glenea Vesta.*

Pascoe, Proc. Zool. Soc. 1866, p. 260, pl. xxviii. fig. 3.

*G. pulchella*, Pascoe, Trans. Ent. Soc. ser. 2, iv. 260 (*nec* Hope).

*G. nigra*; fronte, prothoracis lateribus, elytrorum basi et maculis duabus communibus sulphureis.

*Hab.*—Singapore, Sarawak, Mysol, Ceram.

Black, front of the head and cheeks, sides of the prothorax, scutellum, base of the elytra, and two large patches common to both, one at the middle, the other near the apex, bright sulphur-yellow; body beneath reddish-testaceous, covered with a yellow pubescence, except the posterior portion of the metathorax, the middle of the abdomen and its last segment; legs testaceous; antennæ testaceous, darker at the base.

Length 4—6 lines.

One of my specimens has the præ-apical patch somewhat in the form of the letter X, with a small spot on each side near the upper lines of the patch.

---

*Glenea citrina.*

J. Thomson, Syst. Ceramb. p. 566.

*Glenea Anthyllis*, Pascoe, Proc. Zool. Soc. 1866, p. 262, pl. xxviii. fig. 6.

*G. sulphurea*; nigro fasciata et maculata.

*Hab.*—Singapore.

Covered with a dense bright sulphur-yellow pubescence, banded and spotted with black; head with the vertex and stripe between the eyes black; prothorax with four spots, or the two anterior united and forming a band; elytra with a large round spot on each just before the middle, posteriorly two bands, one nearly apical, sometimes united, or one or the other more or less interrupted at the suture; body beneath yellow; legs testaceous; antennæ black.

Length 6 lines.

A very distinct species, resembling in outline *G. spilota*, Hope, and in its yellow pubescence *G. 14-maculata*, Hope. The lower lip differs from all others I have examined in this genus in its oblong rounded outline, and short labial palpi with the terminal joint very thick and broadly truncate.

---

*Glenea miles.*

*Saperda miles*, Newman, Ent. Mag. v. 395.

*Stibara sanguinaria*, J. Thomson, Arch. Ent. i. 146.

*G. supra rubra*, infra albida; elytris fortiter punctatis; pedibus brunnescentibus; antennis fuscis.

*Hab.*—Java (and India).

Yellowish-red above, front and cheeks whitish; prothorax rather finely punctured; scutellum narrowly sub-triangular; elytra coarsely punctured; body beneath whitish, with indistinct stripes; legs reddish-brown; antennæ dark brown.

Length 5 lines.

One of my specimens has the vertex blackish, with two pale stripes.

*Glenea miniacea.*

*G. supra læte rubra*, infra nigra; elytris tenuiter punctatis; antennis pedibusque nigris.

*Hab.*—Dorey.

Clear yellowish-red above, including the front of the head; cheeks, mandibles, body beneath, legs and antennæ black; scutellum transverse; prothorax and elytra finely punctured, the latter rounded along the edge of the deflected side.

Length  $5\frac{1}{2}$  lines.

The absence of a carina on the elytra is, as we have previously noticed, opposed to the technical character of this genus; nevertheless the affinity to the following species, and, in a lesser degree, to the last preceding, is too obvious to allow of any other location.

*Glenea tringaria.*

*G. angusta*, supra rufa, infra cœrulescens vel nigra; fronte, scutello, antennis, pedibusque nigrescentibus (♂, ♀).

*Hab.*—Menado.

Narrow, dull reddish above, pale greyish-blue or blackish beneath; front, scutellum, legs and antennæ blackish; head rather narrow; eyes large, sub-approximate above; prothorax rather longer than broad, the tomentum forming a slight longitudinal ridge on the disk; scutellum scutiform; elytra seriatly punctate at the base, the outer angle of the apices produced; legs rather long, especially the posterior pair, the basal joints of the intermediate and posterior tarsi elongate, in the latter exceeding the length of the three following together.

Length 6—7 lines.

In my specimen of the female of this species the apex of the third antennal joint and the tarsi have a blueish tinge. It is a somewhat aberrant form, and, according to Mr. Wallace's tickets, is a mountain species, taken at a height of 2,000 feet.

CHLORISANIS.

*Caput, oculi, antennæque* ut in *Glenea*. *Prothorax* subquadratus, lateribus paulo rotundatus, disco subtuberculatus. *Elytra* elongata, subtrigonata, lateraliter carinato-deflexa, apicibus bispinosis. *Pedes* antici et intermedii mediocres, postici elongati; *tibiæ* posticæ compressæ; *tarsi* articulo basali sequentibus simul sumptis longiori; *ungues* simplices. *Cætera* ut in *Glenea*.

The habit and colour of the type of this genus give it the appearance of a *Callichroma*, among the species of which group Mr. Wallace had hastily placed it. Notwithstanding it is scarcely to be differentiated from *Glenea*, except by its long posterior legs with their compressed tibiæ, and, what in this group is very unusual, the tuberculate disk of the prothorax.

*Chlorisanis viridis.* (Pl. XVI. fig. 7.)

C. supra aureo-viridis, infra griseus, abdomine viridulo.

*Hab.*—Sarawak.

Above dark golden-green, band beneath the eye and on the side of the prothorax, and the under surface, except the abdomen, greyish, the abdomen pale golden-green, with a very thin and short greyish pubescence; head and prothorax thickly punctured, the latter with a smooth centro-basal oblong tubercle, and a round one of the same character on each side midway between the apex and base; scutellum rather large, subtriangular, its apex with a patch of greyish hairs; elytra roughly and closely punctured, outer spine of the apices produced; legs and antennæ dark blueish-green.

Length  $8\frac{1}{2}$  lines.

NUPSERHA.

*Nupserha*, J. Thomson, Ess. &c., p. 60.

*Caput* antice subrotundatum, convexum. *Oculi* distantes. *Antennæ* corpore longiores; articulis, secundo excepto, plus minusve æqualibus, tertio generaliter paulo cæteris longiori. *Prothorax* quadratus, lateribus subrotundatus, basi sulcatus.

*Elytra* elongata, depressa, lateraliter deflexa, plerumque bicarinata. *Pedes* breves, postici paulo longiores, abdomen vix superantes. *Sterna* simplicia. *Abdomen* segmentis subæqualibus.

This genus was long confounded with *Glenea* under the name of *Sphenura*, but this name being preoccupied was changed by Mr. Newman in 1842 to the former. Sixteen years later M. Chevrolat, having learnt this fact "d'après M. Newman," changed it again to the queer-looking word "*Nupserha*" (an anagram of *Sphenura*), although he had previously adopted *Glenea*, as it is now limited. In the work quoted above M. Thomson has satisfactorily differentiated this genus, which, by its flattened elytra, short legs, subequal abdominal segments, and general appearance, is a natural one and very distinct from *Glenea*. It contains several African species, some of them closely allied to the Asiatic; they are all yellowish or brownish-yellow or yellowish-red, with the apices of the elytra and the last abdominal segment generally black. The carina on the deflexed portion of the elytron is not always very evident, and often there is also a shorter carina on the disk.

*Nupserha fricator.*

*Saperda fricator*, Dalman, Nov. Spec. Ins. t. 1 (*apud* Laporte).

N. testacea; capite, antennis, et segmento ultimo abdominis nigris; elytris apicem versus nigricantibus; prothorace impunctato.

*Hab.*—Java, Malacca, Macassar, Menado.

Testaceous; head, antennæ and last abdominal segment black, hind-head sometimes testaceous; prothorax impunctate; scutellum semicircular; elytra rather strongly punctured, blackish or blackish-grey towards the apex; body beneath and legs yellowish-testaceous.

Length 4—7 lines.

*Nupserha ustulata*, Er., from Manilla, amongst other differences, has the prothorax finely punctured.

SCYTASIS.

*Caput* antice quadratum; tuberibus antenniferis validis, suberectis, basi contiguus. *Oculi* mediocres. *Antennæ* modice elongatæ, sublineares. *Prothorax* irregularis, lateraliter basin versus constrictus. *Elytra* angustata, elongata, lateraliter subito deflexa, singula tricarinata, apicibus bimucronatis.

*Pedes* antici et intermedii breves, postici longiores; *tarsi* æquales. *Pro-* et *meso-sterna* simplicia. *Abdomen* lineare, segmentis fere æqualibus.

The characters of this genus are in some respects intermediate between *Glenea* and *Oberea*, although more nearly allied to the latter; the well-marked antennary tubers, however, approximate at the base and semi-erect, give the head a concavity and narrowness in front quite different from the same part in those genera. In *Tanylecta* and *Ectinogramma*—Malayan genera not in the Wallacean Collection—the antennæ are also approximate, or even almost contiguous, but the former, *inter alia*, has the normal form of abdomen, and the latter has the basal joint of the antennæ very long, and all the legs very short.

*Scytasis nitida.* (Pl. XVI. fig. 8.)

*S. nitida*, nigra; capite, prothorace, pedibusque anticis et intermediis brunneo-rubris.

*Hab.*—Sarawak.

Black, shining; head, prothorax and four anterior legs brownish-red, pectus paler, abdomen black, with the first and middle of the second segment covered with silvery hairs; head closely punctured in front and on the vertex; prothorax glabrous, impunctate except at the base, where on each side there is a patch of small punctures; scutellum small, covered with largish white hairs; elytra very deeply and broadly grooved between the suture and discal carina, with three rows of punctures except at the base, the interval between the discal and humeral carina with two rows, between the latter and marginal carina one row; abdomen impunctate; antennæ black, the base reddish.

Length 9 lines.

*Scytasis punctigera.*

*S. subnitida*, lutescens, lateribus elytrorum nigris; prothorace oblongo, confertim subtiliter punctato; elytris fortiter punctatis, punctis nigro-areolatis.

*Hab.*—Sarawak.

Dusky luteous, with the sides of the elytra black; head and prothorax finely punctured, the latter thinly pubescent, with shallow punctures on the disk; scutellum narrow, rounded behind, glabrous; elytra with the punctures black-bordered and arranged in rows as in the last, the discal carina less prominent; body beneath luteous, sides of the metasternum and of the

second and third abdominal segments, and the whole of the two last segments, black; four anterior legs luteous, the posterior and the antennæ black.

Length 8 lines.

*Scytasis oxyura.*

*S. lutea*, griseo-tomentosa; prothorace quadrato, punctato; elytris modice punctatis, punctis brunneo-areolatis.

*Hab.*—Sarawak.

Luteous, opaque, with a short thin greyish tomentum above; head finely punctured, the punctures on the prothorax scarcely apparent; scutellum narrow, rounded behind; elytra punctured as in the two preceding, but the punctures much less obvious, and those towards the base surrounded with a brownish areole, the two carinæ well marked; body beneath luteous, the abdomen shining, the metasternum and the second and third abdominal segments with a black spot on each side; four anterior legs luteous, the posterior dark brown; antennæ a little longer than the elytra, dark brown.

Length 7 lines.

*Dystus.*

*Caput* antice subquadratum, convexum. *Oculi* modice emarginati, distantes. *Antennæ* corpore vix longiores; scapo articulis tertio et sequentibus simul sumptis subæquali. *Prothorax* transversus, basi subito constrictus et sulcatus, ad latera irregularis. *Elytra* elongata, trigonata, disco carinata et lateraliter carinato-deflexa, apicibus bispinosis. *Pedes*, *abdomen* et *sterna* ut in *Nupserha*.

The form of the prothorax separates this genus from *Nupserha*, with which it is otherwise nearly allied.

*Dystus notator.* (Pl. XVI. fig. 6.)

*D. rufo-testaceus*; prothorace tenuiter punctato, postice constricto, lateraliter tuberculato; elytris basi excepta nigris, in medio macula communi elongata grisea.

*Hab.*—Sumatra, Singapore.

Reddish-testaceous; head and prothorax finely punctured, the latter strongly constricted behind, causing on each side a very prominent fold; scutellum subtriangular, rounded behind; elytra with the discal carina very prominent, the testaceous gradually passing into black a little behind the base, and marked in the middle with a large oblong silvery-grey spot united at the suture;

body beneath testaceous, the abdomen paler or whitish, the last or last two segments black; hind legs black, the rest testaceous; antennæ reddish-brown or paler at the base, darker towards the apex.

Length 7—9 lines.

CRYLLIS.

Characteres fere ut in *Glenea*, sed *scapus* attenuatus, *ungues* haud dentati, et *prothorax* elongatus, subcylindricus, postice sensim attenuatus.

The form and coloration of the only species at present constituting this genus is very different from that of any *Glenea*, and bears a striking resemblance to some of the *Clytinæ* sub-family. Nevertheless the technical characters separating it are not very satisfactory, seeing that simple claws in the males of certain *Gleneæ* are not unknown; the scape is, however, longer and more slender than obtains among any species of that genus, and the prothorax is more cylindrical, gradually narrowing towards the base.

*Cryllis Clytoides.* (Pl. XV. fig. 9.)

*C. cinerea*, elytris disco ante medium signo  $\Lambda$ -formante, et pone medium fascia lata nigris ornatis.

*Hab.*—Singapore.

Ashy; head and prothorax finely punctured, the former a little broader than the latter; scutellum semicircular; elytra narrow and somewhat elongate, the sides straight and gradually but slightly receding from the base to the apex, irregularly punctured, the deflexed sides, a  $\Lambda$ -shaped mark before and a broad band behind the middle, black, the outer spine at the apex produced; body beneath pale ashy, legs darker, with the bases of the femora, palpi, and upper lip, luteous; antennæ with the first three or four joints ashy, the rest testaceous.

Length  $4\frac{1}{2}$  lines.

OSSONIS.

Characteres ut in *Glenea*, sed *pedes* postici valde elongati, *tarsi* postici articulo basali cæteris simul sumptis duplo longiori, et *coxæ* anticæ eductæ, subcontiguæ; *elytra* apicibus truncata.

The single species at present constituting this genus has a most



marked resemblance to a *Clytus*, but it is closely allied to *Glenea*, although well differentiated by the long linear posterior tarsi; the penultimate and claw-joints are very small, but the claws are strongly toothed.

*Ossonis Clytomima.* (Pl. XV. fig. 10.)

*O. cinerea*; prothorace, basi excepta, infuscato; elytris disco in medio signo  $\Lambda$ -formante, et pone medium fascia lata nigris ornatis.

*Hab.*—Sarawak.

Ashy; head and prothorax finely punctured, the latter very dark ashy or blackish, except at the base; scutellum semicircular, pale ashy; elytra rather short, the apices truncate without any appearance of spines, the disk seriatly punctured at the base, the deflexed sides, a  $\Lambda$ -shaped mark on the middle or a little before it, and a broad band behind, black; body beneath pale ashy; legs dark ashy or blackish, with the basal half (more or less) of the femora pale luteous, the apical portion of the posterior tibiæ and their tarsi pure white and loosely covered with longish delicate hairs; antennæ longer than the body, the first five joints dark ashy, the remainder white.

Length 5 lines.

DAPHISIA.

*Caput* prothorace paulo latius, antice quadratum, convexum. *Oculi* sat parvi, distantes. *Antennæ* lineares, scapo tenuiter cylindrico, articulo tertio cæteris longiori, sequentibus æqualibus, obsolete articulatis. *Prothorax* subcylindricus, basin versus sensim angustior, haud sulcatus. *Elytra* angustata, subparallela, lateribus haud deflexis, apicibus truncatis. *Pedes* ut in *Glenea*, sed *ungues* breves, haud dentati, et *coxæ* anticæ exsertæ, approximatae vel subcontiguæ. *Sterna* et *abdomen* ut in *Glenea*.

This genus is uncertainly referred to this group from a general resemblance in habit and colour to some South American forms; in the latter respect it bears a marked resemblance to a Clerid from the same district with itself. Like *Tephrocoma* it might perhaps be better placed with the *Saperdinæ*. It is not unlikely that the white may have been originally yellow.

*Daphisia pulchella.* (Pl. XV. fig. 6.)

*D. alba*, interrupte nigro-fasciata; antennis pedibusque pallide luteis.

*Hab.*—Singapore.

Coarsely and closely pubescent, white, banded or spotted with black; a large spot above the upper lip, four forming an interrupted band across the middle of the prothorax, three arranged at equidistant intervals on the elytra but interrupted at the suture, and two smaller spots on each side the scutellum, the middle and anterior bands connected at the sides, the black portions less pubescent and finely punctured; body beneath whitish, the bases of the abdominal segments dark brown; legs and antennæ a pure pale luteous, the latter longer than the body.

Length  $4\frac{1}{2}$  lines.

TEPHROCOMA.

*Caput* antice transversum, convexum. *Oculi* distantes. *Antennæ* mediocres; scapo cylindrico, paulo incrassato; articulo tertio cæteris longiori; quarto et sequentibus æqualibus. *Prothorax* quadratus, cylindricus, haud sulcatus. *Elytra* breviuscula, subparallela, lateribus haud deflexis, apicibus rotundatis. *Pedes, sterna, et abdomen* ut in *Glenea*, sed *ungues* graciles, haud dentati.

The only individual I have seen of this genus has very much the appearance of a female *Glenea*, which we might expect would be allied to *G. grisea*; it has not, however, the sides of its elytra deflexed as in that genus, and hence, perhaps, it might have been better placed with the *Saperdinæ*, but until we know the male, this point cannot well be decided.

*Tephrocoma livia.* (Pl. XVI. fig. 5.)

*T. omnino* cinerea, basi femorum lutea excepta.

*Hab.*—Ceram.

Entirely covered with a pure ashy pubescence, except that the bases of the femora are more or less luteous; head and prothorax very finely punctured; scutellum semicircular; elytra rather coarsely punctured at the base, but gradually becoming finer to the middle, where the punctuation ceases; last segment of the abdomen not covered by the elytra; antennæ and legs less pubescent, the former longer than the body.

Length 5 lines.

## OBEEA.

*Oberea*, Mulsant, Hist. Col. Fr., Longicornes, p. 194 (1839).

*Isosceles*, Newman, Entom. i. 318 (1840).

*Caput* antice convexum; tuberibus antenniferis validis, sæpissime distantibus. *Oculi* prominuli, profunde emarginati. *Antennæ* subfiliformes, corpore plerumque breviores; scapo subcylindrico; articulo tertio scapo longiori; cæteris brevioribus. *Prothorax* capite angustior, lateraliter paulo rotundatus. *Elytra* elongata, fere parallela, lateribus leviter deflexis, abdomen partim tegentia. *Pedes* generaliter brevissimi, æquales, vel postici aliquando paulo longiores. *Prosternum* angustissimum. *Mesosternum* declive. *Abdomen* segmentis æqualibus, ultimo in maribus sæpe impresso.

The type of this genus, *O. oculata*, Linn., is one of the least characteristic of the whole of the large number of species belonging to it. Generally they have a very long and narrow body, with the elytra scarcely broader than the prothorax, the latter almost cylindrical, and the posterior legs not passing beyond the middle of the abdomen, but in *O. oculata* none of these characters hold good; it is the stoutest of the genus, and offers a marked contrast in those respects with most of the species. Nevertheless there is a gradual passage between this and the slenderest of the forms, like *O. acicularis* or *O. ophidiana*. Mr. Newman's genus *Isosceles*, is in nowise distinguishable; it was probably formed at the same time as M. Mulsant's, but the latter author has priority of date, at least on his title page. M. James Thomson, in adopting it, differentiates it on the ground of the antennæ "longer than the body," but this is a purely arbitrary distinction in such a group as the present. The genus has its head-quarters in Borneo, whence it radiates to Java, New Guinea, the Philippines, and Mantchuria; it is represented by nearly a dozen species in Europe, a few in North America, but none in Africa beyond the desert, or in Australia. The species frequent plants, nestling among the leaves, and fly slowly and in an undulating manner.

§ Apices of the elytra narrowly emarginate.

*Oberea brevicollis.*

*O.* capite prothoraceque brunneo-rufis, hoc transverso; elytris nigris, subnitidis, basi multo latioribus.

*Hab.*—Sarawak.

Robust; head and prothorax dull red, the latter broadly trans-

verse, not much longer than the head, and slightly rounded at the sides, the disk moderately punctured, the centre with three nearly smooth and impunctate spaces; scutellum rufous, narrow; elytra compared to the head and prothorax in length as 8 to  $2\frac{1}{4}$ , broad at the base, gradually tapering to the apex, which is reddish-brown, shortly and narrowly emarginate, the middle of each elytron with a strong carina, not extending to the base or apex, and with about six rows of rather coarse punctures, the outer row confined to the side and supplemented near the shoulder with two shorter rows; pro- and medipectus, fore legs and intermediate femora rufous, rest of the legs black; the two basal abdominal segments dull silvery-white, the last three segments and postpectus dark brownish; antennæ not extending beyond the third abdominal segment, black, the two basal joints and the base of the third rufous.

Length 10 lines.

A very short broad prothorax differentiates this species from all which follow.

*Oberea curialis.*

Pascoe, Proc. Zool. Soc. 1866, p. 264.

*O. capite prothoraceque fulvis, hoc subtransverso; elytris nigris, opacis, basi latioribus.*

*Hab.*—Sumatra (and Penang).

Moderately robust; head and prothorax dark orange-red, the latter slightly transverse, the disk more finely punctured but with three irregular smooth spaces; scutellum narrow, pale or silvery in certain lights; elytra compared to the head and prothorax as about 6 to 2 in one, 7 to 2 in another example, broad at the base, with carina and punctuation as in the last, the apices very slightly emarginate, in one specimen truncate; body beneath and legs as in the last, but the silvery pubescence of the two basal abdominal segments purer; antennæ black, the basal joint only red.

Length 8—10 lines.

Shorter elytra than in the last, and the prothorax much less transverse; the elytra of another specimen are intermediate in length.

*Oberea macilenta.*

*O. fusca; capite, prothorace, et basi elytrorum fulvis; scutello angustato, argenteo-piloso.*

*Hab.*—Singapore.

Dark brown, head, prothorax, and base of the elytra fulvous;

head with a silky yellowish pubescence, base and apex of the prothorax also pubescent, the middle nearly glabrous; scutellum narrow, oblong, covered with silvery hairs; elytra rather broad at the base, sparsely pubescent, dark brown, except the base, punctured to the apex; breast fulvous, dark on the post-pectus, the abdomen black, the first segment covered with silvery hairs, fore and intermediate legs fulvous, the latter with their tarsi brown, hind legs blackish; antennæ shorter than the body, dark brown, the basal joint reddish.

Length 10 lines.

In my specimen the last abdominal segment extends beyond the elytra, while the antennæ do not go much beyond the second segment; the hind legs scarcely extend to the fourth.

♂♂ Apices of the elytra obliquely emarginate, the outer angle produced.

*Oberea rubetra.*

Pascoe, Trans. Ent. Soc. sec. 2, iv. 261.

O. capite prothoraceque brunneo-rubris; elytris nigris, disco griseo-tomentosis, basi paulo latioribus; pedibus totis nigris.

*Hab.*—Sarawak, Sumatra.

Head and prothorax a pure brownish-red, sparingly punctured; scutellum transverse; elytra elongate, narrow, only slightly broader at the base, the disk with a pale greyish tomentum varying according to the light, and becoming impunctate towards the apex; post-pectus, abdomen and legs black, with a thin greyish pile; antennæ as long as the body in both sexes, black.

Length  $8\frac{1}{2}$  lines.

*Oberea lusciosa.*

O. capite prothoraceque brunneo-rubris; elytris nigris, regione suturali griseo-tomentosa; femoribus anticis rufescentibus; oculis magnis.

*Hab.*—Singapore.

Somewhat narrower proportionally than the last; the prothorax in the male very considerably narrower than the head, the antennæ longer than the body in both sexes, the lower lobe of the eye very large and prominent, and the anterior femora reddish; posterior legs extending to the middle of the fourth segment.

Length 7 lines.

*Oberea gracillima.* (Pl. XVI. fig. 9.)

O. linearis, nigra; capite, prothorace, basi elytrorum et scutello

brunneo-rubris; pedibus nigris, nitidis, coxis anticis et intermediis rubris.

*Hab.*—Sumatra.

Linear, black; head, prothorax, scutellum and base of the elytra brownish-red; head very slightly punctured; eyes rather small; prothorax longer than broad, slightly rounded at the sides, narrower than the head, somewhat corrugately punctured on the disk; scutellum small, triangular; elytra very long and narrow, scarcely dilated at the base, sparsely pubescent, the apical portion impunctate; post-pectus and abdomen black, with a slightly silvery pubescence; legs black, shining, the anterior and intermediate coxæ reddish; posterior legs not extending beyond the middle of the second segment; antennæ black, as long as the body.

Length  $8\frac{1}{2}$  lines.

A very narrow species, bearing, however, a marked resemblance to the last, but much longer, and with remarkably short hind legs.

*Oberea lyncea.*

*O. nigra*; capite, prothorace, basi elytrorum, scutelloque aurantiacis; oculis parvis.

*Hab.*—Tondano.

Black; head, prothorax, base of the elytra, and scutellum, pure orange-red; eyes small; prothorax slightly narrower than the head; scutellum subtriangular; elytra moderately elongate, the disk with a thin greyish tomentum; body beneath and legs black, with a sparse greyish pubescence; antennæ shorter than the body, in the female entirely black.

Length 7 lines.

Both my specimens appear to be females, but there is a slight variation in the form of the prothorax, the sides of one being nearly parallel, while in the other they decidedly widen to within about a third of the base; the species is, however, very distinct from its allies on account of its small eyes.

*Oberea morosa.*

*O. nigra*, subnitida; capite, propectore, coxis, trochanteribus et femoribus anticis rufo-aurantiacis; prothorace utrinque angulato.

*Hab.*—Menado.

Black, slightly nitid; the head, propectus, coxæ, trochanters, and anterior femora reddish-orange; eyes rather small comparatively; prothorax confluentely punctured on each side of the

disk, the centre with a nearly glabrous longitudinal space, the sides rather strongly angulated; scutellum triangular; elytra elongate, narrow, not broad at the base, strongly seriate-punctured, the punctures squarish, approximate, the intervals between the rows elevated, the apical portion glabrous and impunctate; postpectus, abdomen and legs, except the profemora, &c., jet-black, with an extremely delicate greyish pubescence; antennæ brownish, shorter than the body.

Length 9 lines.

An extremely well marked species.

*Oberca proluxa.*

*O. fulvo-testacea*; antennis nigris, corpore longioribus ( $\delta$ ); elytris elongatis, postice impunctatis, apicibus nigro-marginatis.

*Hab.*—Sarawak.

Fulvous-testaceous; antennæ longer than the body in the male and entirely black; head and prothorax with sparse shallow punctures, the latter nearly equal in length and breadth and not longer than the former; scutellum subtriangular; elytra elongate, narrow, rather broad at the base, compared to the head and prothorax as  $6\frac{1}{2}$  to 2, the posterior third entirely impunctate, the apices narrowly margined with black; body beneath fulvous, the basal segment and large lunate patch on the second covered with a pale golden pubescence; legs fulvous.

Length 9 lines.

At once differentiated among the unicolorous species by the impunctate apical portion of the elytra.

*Oberca insoluta.*

*O. fulva*; antennis corpore brevioribus ( $\delta$ ), articulis duobus basalibus fulvis, quatuor ultimis albis, intermediis nigris; elytris elongatis, ad apices punctatis, concoloribus.

*Hab.*—Sarawak.

Fulvous; antennæ shorter than the body in the male, the two basal joints dark fulvous, the last four white, the intermediate blackish; head with a fulvous silky pubescence; prothorax not longer than broad, confluent punctured at the base; scutellum narrowly triangular; elytra elongate, narrow, broader at the base, and punctured to the apices, which are concolorous, compared to the head and prothorax as 7 to  $2\frac{1}{2}$ ; body beneath fulvous, the



two basal segments entirely covered with a pale golden pubescence; legs testaceous.

Length 10 lines.

*Oberea neptis.*

*O. fulva*; antennis infuscatis, basi nigris; elytris elongatis, pube sericeo-grisea tectis; abdomine toto fulvo.

*Hab.*—Sarawak.

Allied to the last, but the elytra are proportionally shorter and covered with a pale silky-grey pubescence, varying according to the light, and the antennæ are black at the base, except the fulvous condyle of the scape, but become paler from the fourth or fifth joint, owing to the greyish pubescence with which they are clothed; and the abdomen is unicolorous.

Length 7 lines.

*Oberea neutralis.*

*O. fulvescens*; elytris vix elongatis, pone humeros paulo angustioribus, marginibus postice subinfuscatis; pedibus modice elongatis; antennis fulvescentibus.

*Hab.*—Menado.

Fulvescent, head and prothorax covered with a thick tomentum, the former with a well-marked mesial groove, the latter oblong, slightly rounded at the sides; scutellum squarish; elytra scarcely elongate, a little narrower behind the shoulders, minutely pubescent, a little glossy, with a brownish tint at the sides posteriorly; body beneath, legs and antennæ fulvous, the latter about as long as the body.

Length 7 lines.

A nearly unicolorous species, including the antennæ, which in this genus are almost constantly black.

*Oberea mutata.*

*O. fulvescens*; elytris modice elongatis, pone humeros angustatis, lateribus, marginibus suturalibus postice, et apicibus nigrescentibus; pedibus brevibus; antennis nigris.

*Hab.*—Sumatra.

In form and colour much resembling the last, but essentially differentiated by the very much shorter feet; the elytra are also more elongate, narrower behind the shoulders, their sides and about half the sutural margins posteriorly, as well as their apices, blackish; the antennæ also are black.

*Oberea clara.*

Pascoe, Proc. Zool. Soc. 1866, p. 265.

*O. fulvescens*; scutello transverse scutiformi; elytris vix elongatis, pone humeros angustatis, leviter punctatis, marginibus infuscatis.

*Hab.*—Singapore.

Fulvous-testaceous, inclining to a pale orange on the head and prothorax, which are very finely and sparsely punctured, the former broad and rounded in front, with a mesial groove; scutellum transversely scutiform; elytra scarcely elongate, compared to the head and prothorax as  $5\frac{1}{2}$  to 2, finely seriate-punctate, the punctures nearly obsolete on the apical third, the outer sides and apices margined with blackish; body beneath and legs a pure pale luteous, posterior legs extending to the end of the abdomen; antennæ black, shorter than the body.

Length 7 lines.

On comparing the Penang specimen, alluded to in the work quoted above, with my type from Singapore, I think it would have been better to have kept them apart; the former is much longer, the elytra being to the head and prothorax nearly as  $7\frac{1}{2}$  to 2, and the head is much more decidedly punctured; the colours are, however, nearly alike, and the general appearance, except the length, almost identical.

*Oberea consentanea.*

*O. fulva*; scutello oblongo, postice rotundato; elytris modice elongatis, in medio haud angustatis, sat fortiter punctatis, lateribus et parte apicali tertia nigrescentibus.

*Hab.*—Sarawak.

Fulvous; head and prothorax very finely but rather closely punctured; scutellum oblong, rounded posteriorly; elytra moderately elongate, compared to the head and prothorax as  $6\frac{1}{2}$  to 2, not contracted in the middle, and rather coarsely punctured at the base, gradually becoming finely punctured at the apex, the sides behind the shoulders and the posterior third blackish; body beneath and legs pale fulvous; antennæ as long as the body, black.

Length  $8\frac{1}{2}$  lines.

This and the last are rather robust species for the genus, and are much alike in appearance; the form of the scutellum, however, is alone decisive as to their distinctness.

*Oberea protensa.*

*O. fulvo-brunnea*; elytris in medio angustioribus, sutura, late-

ribus, apicibusque nigrescentibus; antennis corpore dimidio longioribus.

*Hab.*—Sula.

Reddish- or brownish-fulvous, the suture, sides and posterior third of the elytra blackish; head and prothorax minutely and irregularly punctured, the latter a little longer than broad; upper lobes of the eyes somewhat approximate; scutellum squarish; elytra contracted in the middle, moderately punctured; body beneath and legs brownish-fulvous, part of the third and the whole of the fourth and fifth segments black; antennæ black, about half as long again as the body.

Length  $7\frac{1}{2}$  lines.

The length of the antennæ, the joints of which from the fourth to the tenth are much larger than the third, in conjunction with the coloration, will differentiate this species from any of the preceding.

*Oberea nefasta.*

*O. rufo-fulva*; prothorace quadrato; elytris pone humeros angustioribus, basi excepta fusciscentibus; abdomine infra sparse punctato, nigro, segmento basali luteo excepto.

*Hab.*—Mysol, Dorey.

Reddish-fulvous or dull orange, the elytra, except at the base, pale dusky-brown; head rather large, very convex; prothorax nearly as broad as the head, quadrate, its sides slightly rounded; scutellum squarish; elytra scarcely elongate, a little broader at the base than the prothorax, narrowing behind the shoulders, the disk paler owing to a slight greyish pubescence; body beneath and legs fulvous, the abdomen with remote, very small, shallow punctures, each bearing a short seta, the last four segments black; legs short; antennæ blackish, about the length of the body.

Length 7—8 lines.

In habit very similar to the last, but differing in the antennæ, abdomen, &c.

*Oberea scelerosa.*

*O. fulvescens*; elytris sublinearibus, basi excepta nigrescentibus; antennis corpore haud longioribus; abdomine sparse punctato-setoso.

*Hab.*—Bouru.

Dull fulvous; head and prothorax covered with a short orange tomentum; the latter oblong, rather narrow, with its sides slightly

rounded; scutellum short, transverse; elytra nearly linear, elongate, blackish, except the basal quarter of their length; body beneath and legs dark fulvous, the abdomen very sparsely pubescent and remotely punctured, each puncture containing a short stiffish seta, the second and third abdominal segments partially and the fourth and fifth entirely black; antennæ black, not longer than the body.

Length 8 lines.

The long linear elytra are the most prominent character of this species taken with its coloration.

*Oberea institoria.*

*O. fulvo-brunnea*; prothorace oblongo; elytris sublinearibus, basi excepta nigrescentibus; abdomine infra impunctato, nigro, segmento basali luteo excepto.

*Hab.*—Amboyna.

Brownish-fulvous; head and prothorax covered with a short close tomentum, the latter oblong, narrowish, slightly rounded at the sides; scutellum subtriangular; elytra nearly linear, elongate, passing gradually into blackish from the base; body beneath and legs fulvous, the abdomen rather roughly pubescent, with a few stiffish setæ intermixed, but without any trace of punctures, the last four segments entirely black; antennæ blackish, as long as the body.

Length 8 lines.

Resembles the last, but the abdomen is impunctate, with its last four segments black.

*Oberea Necydaloides.*

*O. angustata*, fulvescens, elytris pone humeros infuscatis, ad suturam excavatis; antennis nigris.

*Hab.*—Singapore.

Narrowly linear, elongate, fulvescent, the elytra brownish towards the apex; head rather flattish in front, broader than the prothorax, which is oblong with its sides parallel; elytra narrowed behind the shoulders, not meeting at the suture; body beneath and legs fulvescent, the latter moderately long; antennæ black, somewhat longer than the body.

Length 6—7 lines.

I have three examples of this species; one of these has a very much more elongated prothorax than the others.

*Oberea famelica.*

*O. angustata*, fulvescens; elytris postice obscurioribus, ad suturam excavatis; antennis articulo basali fulvo.

*Hab.*—Macassar.

Narrowly linear, elongate, pale fulvescent, the elytra, except at the base, a little darker, inclining to dusky near the apex; head and prothorax with somewhat scattered shallow punctures, the latter oblong, narrow, with the sides nearly parallel; scutellum narrow, slightly truncate at the apex; elytra much narrower behind the shoulders, and considerably hollowed out along the suture, not covering the last abdominal segment; body beneath and legs pale luteous; antennæ as long as the body, blackish, the two basal joints fulvous.

Length 7 lines.

The form of the eye in this species is narrower, and the posterior border is nearly straight; in *O. Necdaloides* it is fuller, and rounded below and behind.

*Oberea compta.*

*O. pallide* brunnescens, lateribus ab oculis ad apices elytrorum nigro-vittatis; corpore infra, macula nigra postpectoralis excepta, fulvescente; antennis corpore multo longioribus.

*Hab.*—Sarawak.

Pale fulvous-brown, the sides from behind the eye to the apex of each elytron with a black stripe; head and prothorax with shallow remote punctures, the latter a little irregular at the sides and rather longer than broad; elytra gradually narrowing from the shoulders and punctured nearly to the apex; body beneath and femora pale fulvous, a large black spot on the postpectus excepted; tibiæ and tarsi blackish; antennæ half as long again as the body, black.

Length 7 lines.

This and the following are the only species in the collection which have the prothorax striped.

*Oberea macrocera.*

*O. pallide* brunnescens, lateribus ab oculis ad apices elytrorum nigro-vittatis; corpore infra, macula postpectoralis et

segmentis secundo tertioque nigris exceptis, fulvescente; antennis corpore fere duplo longioribus.

*Hab.*—Singapore, Sumatra.

The coloration, except of the abdomen, almost precisely resembling the last, but narrower, and the prothorax considerably longer, especially in the Sumatran example; the antennæ are also nearly twice the length of the body, while in the preceding they are not more than half as long again as the body.

Length 6 lines.

*Oberea lætifica.*

*O. angustata*, rufo-fulvescens; elytris tenuiter punctatis, lateribus basi excepta, apiceque nigris; corpore infra fulvescente, apice infuscato.

*Hab.*—Menado.

Narrow, nearly linear, reddish-fulvous; head finely and remotely punctured in front, punctures on the vertex larger; prothorax cylindrical, finely punctured, the punctures remote, especially on the middle and at the sides; elytra finely punctured, reddish-fulvous at the base, paler posteriorly, the sides, except behind the shoulders, black, the apex blackish; body beneath and legs pale fulvous, the apex of the last segment blackish; antennæ longer than the body, black.

Length 6 lines.

A tolerably well marked species, the elytra finely punctured, the punctures rapidly disappearing behind the middle, the disk purely fulvescent, with the sides black.

*Oberea deflua.*

*O. modice angustata*, rufo-fulva; elytris sat grosse punctatis, basi excepta, lateribus suturaque nigro-marginatis; abdomine segmentis quatuor ultimis nigris.

*Hab.*—Aru.

Moderately narrow, sublinear, reddish-fulvous; elytra, except at the base, with the sides and suture bordered with black; body beneath and legs fulvous, the four last segments of the abdomen black; hind legs nearly extending to the end of the fourth segment; antennæ black, as long as the body.

Length 6 lines.

A somewhat robust species, with the suture and sides of the elytra, except a small portion at the base, very distinctly bordered with black.

*Oberea insperans.*

*O. subangustata*, rufo-fulva, elytris postice et lateribus pone humeros nigricantibus, infra lutea, segmento ultimo abdominali nigro.

*Hab.*—Tondano.

Rather narrow, reddish-fulvous, elytra behind the middle and the sides behind the shoulders, blackish; head rather large, broader than the prothorax, each with a few small shallow punctures; elytra a little broader than the prothorax, slightly narrowing behind the shoulders; body beneath and legs pure fulvous, the last abdominal segment black; hind legs extending to nearly the end of the fourth segment; antennæ black, as long as the body.

Length 6 lines.

*Oberea umbrosa.*

Pascoe, Trans. Ent. Soc. ser. 2, iv. 262.

*O. angustata*, sublinearis, pallide rufescens; elytris postice nigrescentibus; antennis fuscis, articulo septimo testaceo; abdomine luteo, segmento ultimo nigro excepto.

*Hab.*—Macassar.

Narrow, nearly linear, pale-reddish-brown; head and prothorax distinctly punctured, the latter slightly corrugated on the disk; elytra a little broader than the prothorax, the reddish-brown gradually becoming darker at the sides and posteriorly; body beneath and legs luteous, the last abdominal segment, except at the base, black; antennæ as long as the body, dark brown, the seventh joint pale testaceous.

Length 6 lines.

*Oberea annulicornis.*

Pascoe, Trans. Ent. Soc. ser. 2, iv. 261.

*O. subangustata*, rufo-brunnea; elytris postice gradatim nigrescentibus; antennis nigris, articulo septimo albescente; abdomine nigro.

*Hab.*—Macassar, Tondano.

Rather narrow, reddish-brown; head and prothorax finely but very distinctly punctured, the latter nearly quadrate, slightly narrower than the head; elytra gradually deepening into blackish from near the base, a little broader than the prothorax, the apical quarter impunctate; propectus and legs fulvous, rest of the



body beneath blackish, with a varying greyish pubescence; antennæ as long as the body, black, the seventh joint fleshy-white.

Length 7 lines.

A larger and stouter species than the preceding, with its abdomen entirely black.

*Oberea variicornis.*

*O. angustata*, rufo-fulva; elytris, basi excepta, infuscatis; antennæ articulis quinque basalibus nigris, cæteris albescentibus, apicem versus paulo infuscatis; abdomine nigro, subtiliter griseo-pubescente.

*Hab.*—Tondano.

Narrow, reddish-fulvous; head and prothorax with numerous shallow impressed punctures, the latter nearly quadrate and narrower than the head; elytra gradually narrower from the shoulders, the base fulvous, becoming gradually clouded with pale brown, a little glossy posteriorly; pectus and legs fulvous, the abdomen blackish, with a minute greyish pubescence; legs moderately long; antennæ as long as the body, the five basal joints black, the sixth and seventh whitish, the remainder dusky, a little darker towards the tip.

Length  $6\frac{1}{2}$  lines.

The difference of punctuation on the head and prothorax will at once distinguish this species from the two preceding, but the colour appears subject to variation, the under surface of one of my specimens being much lighter, and the antennæ of a pale brownish tint, except the *seventh* joint.

*Oberea mundula.*

*O. rufo-fulva*; elytris, basi excepta, nigro-murinis, pone humeros gradatim angustioribus; abdomine segmentis quatuor ultimis nigris, pube subtili argentea tectis.

*Hab.*—Waigiou, Salwatty.

Clear reddish-fulvous; head large, convex, the mesial groove well marked; prothorax much narrower than the head, scarcely longer than broad, slightly rounded at the sides; elytra not so broad at the base as the head, gradually tapering to the apex, the base fulvous, the rest of a clear blackish-grey, with the sutural and lateral margins much darker; pectus, first abdominal segment and the legs fulvous, the remainder of the abdomen black,

covered with a thin greyish-silvery pubescence; legs rather long; antennæ black, as long as the body.

Length  $5\frac{1}{2}$ —6 lines.

A neat little species, which may be easily recognized by its large head and comparatively narrow shoulders gradually attenuated to the apex.

*Oberea anguina.*

*O. angustissima, sublinearis, rubescens*; prothoracis disco cervino; pedibus nigris.

*Hab.*—Sarawak.

Very narrow, a little broader at the shoulders, otherwise nearly linear; head and sides of the prothorax with a pale reddish tinge, the disk of the latter entirely covered with a fawn-coloured pubescence; elytra with a reddish tint at the base, browner posteriorly, the suture and sides margined with black, the apices also black; body beneath and legs black, the propectus and base of the basal segment luteous; antennæ black, about as long as the body.

Length 7 lines.

*Oberea ophidiana.*

Pascoe, Trans. Ent. Soc. ser. 2, iv. 262.

*O. angustissima, linearis*; capite nigro; prothorace cervino; elytris brunneo-testaceis; abdominis segmento ultimo apice nigro; femoribus anticis luteis.

*Hab.*—Sarawak.

Very narrow, scarcely varying in breadth from the head to the end of the elytra; head brownish-black; prothorax closely covered with a silky fawn-coloured pubescence; scutellum narrow, subcordate; elytra pale brownish-testaceous, the sides blackish, outer angle of the apex black; body beneath reddish-fawn, the last segment of the abdomen, except its base, black; legs blackish, the anterior femora bright luteous.

Length 8 lines.

The narrowest and most nearly linear species of the genus.

*Oberea limbata.*

*O. linearis*; capite prothoraceque cervinis, fronte rubescente; elytris brunneo-testaceis, nigro-marginatis; femoribus totis luteis; abdomine unicolore.

*Hab.*—Singapore, Sarawak.

Narrow, linear; head and prothorax closely covered with a

silky fawn-coloured pubescence, passing into reddish on the face; scutellum squarish; elytra pale brownish-testaceous, the suture and sides margined with black, the apices black; body beneath and femora, except the tips of the posterior, pure luteous; tibiae and tarsi black; antennæ black, longer than the body.

Length 6—7½ lines.

Not narrower than the last, but considerably shorter, with longer antennæ, unicolorous abdomen, and all the femora red, &c. The larger specimen from Sarawak is proportionally very considerably stouter, with the prothorax quite as broad as long, and the antennæ scarcely longer than the body; it is probably a female.

*Oberea pictipes.*

*O. sublinearis*; capite rubescente; prothorace cervino; elytris brunneo-testaceis, nigro-marginatis; femoribus basi luteis; abdomine nigro, segmento basali luteo excepto.

*Hab.*—Java.

Closely allied to the preceding, but the last four segments of the abdomen are black, and the femora are only partially luteous.

*Oberea servula.*

*O. linearis*, fulvescens; elytris modice elongatis, apicem versus infuscatis; antennis articulo septimo testaceo; postpectore abdomineque infuscatis.

*Hab.*—Macassar.

Linear, dull fulvous, elytra from the base gradually deepening into dusky brown; head rather large; prothorax narrower than the head, a little longer than broad, the sides slightly angulated towards the base; scutellum small; elytra scarcely broader than the prothorax, their sides nearly parallel, punctured to near the apex; propectus and legs fulvous, postpectus and abdomen blackish, with a thin greyish pubescence; antennæ as long as the body, black, the seventh joint testaceous.

Length 5 lines.

*Oberea prædita.*

*O. angustata*, linearis, fulvescens; elytris elongatis, apicem versus infuscatis; antennis totis nigris; pedibus anticis luteis, postpectore abdomineque nigrescentibus, pube argentea tectis.

*Hab.*—Sumatra, Sarawak, Singapore.

Narrowly linear, dull fulvous, elytra towards the apex deep-

ing into dusky brown; head rather large; prothorax narrower than the head, oblong, the sides slightly rounded; scutellum small; elytra elongate, scarcely broader than the prothorax, their sides a little incurved behind the shoulders, the punctures small and disappearing towards the apex; antepectus and fore-legs luteous, intermediate and posterior legs blackish; postpectus and abdomen blackish, covered with a close silvery-grey pubescence; antennæ as long as the body, entirely black.

Length 6—7½ lines.

At once differentiated by the silvery pubescence of the abdomen and postpectus, in conjunction with its fulvous fore-legs, by which, *inter alia*, it is distinguished from *O. tenuata*.

*Oberea tenuata.*

Pascoe, Proc. Zool. Soc. 1866, p. 265.

*O. angustata*, *linearis*, *rufo-fulvescens*; elytris *griseo-infuscatis*; pedibus *nigris*; postpectore abdomineque pube *grisescente tectis*.

*Hab.*—Sarawak (and Penang).

Narrowly linear, reddish-fulvous, elytra brownish with a velvety whitish pubescence; head with a shallow mesial line only; prothorax oblong, narrower than the head; elytra very long, scarcely broader than the prothorax; legs, postpectus and abdomen blackish, covered, especially the two last, with a close greyish-white pubescence; legs very short; antennæ black, as long as the body.

Length 6 lines.

*Oberea acicularis.*

*O. angustata*, *linearis*, *rufescens*; elytris *valde elongatis*, *apicem versus infuscatis*; corpore *infra pedibusque rufescentibus*.

*Hab.*—Sarawak.

Narrowly linear, reddish, approaching to orange, elytra passing into brown towards the apex; head large, rather projecting in front, the mesial groove strongly marked; prothorax oblong, narrower than the head, its sides parallel; elytra very long, scarcely broader than the prothorax, punctured to within a short distance of the apex; body beneath entirely rufescent, the legs paler or more luteous; abdomen finely punctured, covered with a stiffish scattered pubescence.

Length 7 lines.

A very narrowly elongate and well-marked form. In Mr. Wallace's notes it is said to fly slowly and undulatingly, like an Ichneumon-fly.

*Oberca insensilis.*

*O. subangustata*, linearis, fulvescens; elytris apicem versus ad latera infuscatis; corpore infra pedibusque concoloribus, segmento ultimo apice nigro.

*Hab.*—Menado.

Shorter than the last, and not quite so linear; the legs longer, the under surface entirely fulvescent, except the apex of the last abdominal segment, which is black.

Length  $5\frac{1}{4}$  lines.

*Oberca tenera.*

*O. subangustata*, linearis, fulvescens; elytris modice elongatis, laterè apiceque nigrescentibus; corpore infra pedibusque concoloribus.

*Hab.*—Macassar.

Differs from the preceding in the greater length of the elytra, which are blackish at the side and apex, in the greater length of the posterior legs, the abdomen entirely fulvous, and the considerably larger eye; the prothorax has also several small scattered punctures, very distinct under a lens, that do not exist in *O. insensilis*; both are undoubtedly quite distinct from the rest of the species in the collection, and have the antennæ considerably longer than the body.

Length 6 lines.

*Oberca delicata.*

*O. angustata*, linearis, fulvescens; elytris, basi excepta, nigris; corpore infra pedibusque fulvescentibus, segmentis duobus ultimis nigrescentibus.

*Hab.*—Tondano.

Narrowly linear, fulvescent; elytra, except at the base, blackish; head rather large; prothorax a little longer than broad; elytra scarcely broader than the prothorax; body beneath and legs pure pale fulvous, the last two abdominal segments black; legs moderately long; antennæ black, about the length of the body.

Length  $4\frac{1}{2}$  lines.

This species reminds us of *O. tenuata*, but the elytra are con-

siderably shorter in proportion, and the legs very much longer; the colour underneath, moreover, is totally different.

*Oberea commoda.*

*O. linearis*, modice angustata, fulva; elytris, basi excepta, nigris, obscure pubescentibus; abdomine segmentis tribus ultimis nigris, sparse pubescentibus.

*Hab.*—Batchian, Kaioa.

Linear, moderately narrow, fulvous; elytra, except at the base, black, covered with an indistinct pubescence, not varying with the light; body beneath and legs fulvous, the last three segments of the abdomen blackish, covered with a sparse greyish pile; legs short; antennæ black, nearly as long as the body (♀), or a little longer (♂).

Length 6 lines.

*Oberea fractiosa.*

*O. linearis*, modice angustata, fulva; elytrorum lateribus pone humeros et disci dimidio apicali fuscis, subsericeo-pubescentibus; abdomine segmentis tribus ultimis, basi que secundi, nigrescentibus.

*Hab.*—Ceram, Salwatty.

Linear, moderately narrow, clear fulvous, the prothorax nearly quadrate; scutellum subscutiform; elytra fulvous at the base, towards the middle gradually deepening into brown, the sides behind the shoulder dark brown, the disk with a varying greyish pile, passing into greyish-white when viewed in certain lights; body beneath and legs fulvous, the last three segments and the base of the second blackish, with a close short greyish pile; legs of moderate length; antennæ black, as long as the body.

Length 8 lines.

Larger and more robust proportionally than the preceding, and, *inter alia*, differing in the spotted pubescence on the elytra.

§ § § Apices of the elytra rounded at the suture, angulated externally.

*Oberea semimaura.*

*O. fulvescens*; elytris ochraceis, postice nigris.

*Hab.*—Batchian.

Pale fulvous, the elytra ochraceous, with a little more than the posterior half black; head and prothorax finely and sparsely

punctured, the latter about equal in length and breadth; scutellum subscutiform; elytra broader than the prothorax, of nearly equal breadth throughout, or only very slightly incurved at the sides, two of the interstices between the rows of punctures on each side somewhat elevated at the base, the pubescence short and loosely set, but, viewed in certain lights, giving the disk a greyish-silvery tinge; body beneath and legs a pure pale fulvous; antennæ black, not quite so long as the body.

Length 8 lines.

§§§§ Apices of the elytra obliquely truncate, the sutural angle mucronate.

*Oberea strigosa.*

*O. angustissima*, sublinearis, nigra; capite, prothorace, humeris, et femoribus anticis brunneo-rubris; abdomine nigro, basi argentea; pedibus posticis elongatis.

*Hab.*—Sumatra, Singapore.

Very narrow, broader at the shoulders, otherwise nearly linear, black; head, prothorax, shoulders and anterior femora brownish-red; abdomen and legs black, the two basal segments, except the hind part of the sides of the second, covered with a pure silvery-white pubescence; prothorax slightly gibbous in the middle, and somewhat glossy; elytra contracted in the middle, the space near the scutellum smooth and impunctate; postpectus dark brownish-red; posterior legs twice as long as the intermediate; antennæ black, about as long as the body, the third joint shorter than the scape.

Length 7—8 lines.

This species differs from the normal *Oberea* in the shortness of the third antennal joint, and in the extreme narrowness of the middle of the elytra.\*

\* A genus from India, belonging to this sub-family, may be characterized here:—

THERMISTIS.

*Caput* subrotundatum; tuberibus antenniferis validis, distantibus. *Oculi* sat magni. *Antennæ* corpore longiores, setaceæ, articulis distinctis, tertio longiore, sequentibus sensim decrescentibus. *Prothorax* subtransversus, lateribus in medio angulato-spinosis, disco convexo. *Elytra* lata, postice gradatim angustiora; lateribus subito deflexis, haud carinatis; apicibus truncatis. *Pio-* et *meso-sterna* simplicia, approxi-



TMESISTERNINÆ.

Until the publication of M. James Thomson's "Essai" it was usual to regard the *Tmesisterninæ* as *Cerambycidæ*, chiefly on account of their porrect head. The presence, however, of grooves in the anterior tibiæ, and the corneous lower lip, have determined me also to treat them as *Lamiidæ*. With regard to the first-mentioned character, many species, and even genera, are now known with vertical heads; it is therefore evident that we have come to a point when the character has lost its primary importance. The sub-family is, in fact, a transitional one, and shows an affinity not only to the *Cerambycidæ*, but also, on account of the margined sides of the prothorax of many of the genera, to the *Prionidæ*.

It might have been better, perhaps, to have separated the least typical part of this sub-family from the true *Tmesisterninæ*, or those with a porrect head; but there are some genera, *Crinotarsus*, *Leptonota*, &c., in which the head is almost or quite vertical in repose; and then again *Hestima* and *Arsysia*, from the characters of their sterna, could not well be placed in a different group. There is certainly a great amount of diversity among the species, but the genera are tolerably homogeneous, with the exception of *Polyxo* and *Tmesisternus* itself.

One of the most curious points connected with this sub-family is its geographical distribution. According to the present state of our knowledge, it is almost entirely confined to the islands lying east of Borneo and Java. The only species to the west are *Trachelophora curvicollis* in Sumatra and Java, and *Mulciber biguttatus* in Singapore. To the south we know only of three species in the vast Australian region—*Temmosternus planiusculus*, *T. dissimilis* and *Anastetha raripila*; in New Caledonia and the Feejee Islands we find the genera *Spintheria*, *Blapsilon*, *Enicodes*, *Buprestomorpha*, *Leptonota* and *Crinosoma*; in New Zealand, *Tetrorea*, *Navomorpha* and *Coptomma*; and in the Philippines, *Ichthyodes*, *Urocalymma* and *Demodes*. They probably exist also in New Britain, New Ireland, the Salomon group, the New He-

mata. *Pedes* parum robusti; *femora* fusiformia; *tarsi* æquales; *ungues* basi obsolete dentati. *Abdomen* conicum, segmentis subæqualibus.

A robust form allied to *Glenea*, but at once differentiated by the angular or toothed sides of the prothorax, and the distinctly jointed antennæ. The type was described by Mr. W. Wilson Saunders under the name of *Lamia croceocincta* (Tr. Ent. Soc. ii 178, pl. xvi. fig. 6). It is about 8 lines long, black, the sides of the prothorax and two bands on the elytra pure yellow.

brides, and the Louisade Archipelago; but except a few species vaguely indicated by the late Père Montrouzier from Woodlark Island and San Cristoval, we know nothing.\*

It is scarcely necessary to observe that between this sub-family and the preceding there is not the slightest affinity, but in a linear arrangement it is hardly possible to avoid the juxtaposition of incongruous groups.

#### *Genera.*

Head vertical.

Mesosternum of the normal breadth.

Prosternal process received in a notch  
of the mesosternum . . . . . *Hestima*, n. g.

Prosternal process free.

Eyes roughly granulate.

Prothorax toothed at the sides. . . *Amblymora*, n. g.

Prothorax not toothed at the  
sides.

Pro- and meso-sterna vertical  
on their opposing faces. . . . *Orinæme*, n. g.

Pro- and meso-sterna rounded  
on their opposing faces.

Scape shortly ovate . . . . *Rhadia*, n. g.

Scape subcylindrical . . . *Atclais*, n. g.

Eyes finely granulate.

Pro- and meso-sterna rounded on  
their opposing faces . . . . . *Anapausa*, Thoms.

Prosternum depressed, mesoster-  
num elevated . . . . . *Trachelophora*, Perr.

Pro- and meso-sterna elevated . . . *Mulciber*, Thoms.

Mesosternum very broad . . . . . *Arsysia*, n. g.

Head porrect.

Prothorax laterally margined.

Apex of prothorax emarginate (♂). . *Elaïs*, Thoms.

Apex of the prothorax truncate in  
both sexes.

Prothorax with a large sub-margi-  
nal spine.

\* *Glaucytes* (*Leptocera*, Serv.), usually referred to this sub-family, belongs to the *Cerambycidae*. The species are principally from Madagascar, New Hebrides, Batchian, Borneo, &c. A new species from Cape York adds another genus to the Australian fauna.

Femora sublinear.

Head with an infra-ocular process (♂) ..... *Pascoëa*, White.

Head normal .... *Sphingnotus*, Perr.

Femora clavate ..... *Polyxo*, Thoms.

Prothorax without a submarginal spine.

Third joint of the antennæ scarcely longer than the scape. *Mneside*, Thoms.

Third joint of the antennæ much longer than the scape ..... *Arrhenotus*, Pasc.

Prothorax without a lateral margin.... *Tmesisternus*, Latr.

ARSYSIA.

*Trigonoptera*, Perroud, Ann. Soc. Linn. Lyon, ii. 336.

*Caput* antice subquadratum, fronte bicarinata; tuberculis antenniferis brevibus, remotis. *Oculi* tenue granulati, medio-ocres, emarginati. *Antennæ* corpori æquales vel paulo longiores; scapo subcylindrico, modice elongato; articulo tertio scapo longiore, curvato; sequentibus gradatim decrescentibus, ultimo recto. *Prothorax* ampliatus, utrinque dente minuto instructus. *Elytra* trigonata, humeris laminato-productis, lateribus abrupte deflexis, apicibus truncato-mucronatis. *Pedes* validi; *femora* fusiformia; *tibiæ* anticæ rectæ, posticæ cæteris paulo longiores; *tarsi* æquales, breves. *Prosternum* elongatum, latum, in emarginatione mesosterni receptum. *Mesosternum* dilatatum.

There is a genus of Fishes, *Trygonoptera* of Müller and Henle, anterior by some years to M. Perroud's name *Trigonoptera*.\* Although the two are not identical, they are so in sound. I do not myself, however, consider this ought to be an absolutely valid objection, but there is so determined a stand in some quarters against all names that are only *nearly* alike, that I have thought it the least of two evils to make the change now, before any more new species are added to the genus, rather than leave it to no distant future when the name *Trigonoptera* would be certainly sunk. This genus was considered by M. Perroud to be near *Megabasis*, with which it has nothing more in common

\* *Trigonopteryx* has been used anteriorly for an orthopterous genus; recently it has reappeared under the form of *Trigonopterus*, for one of the *Staphylinidæ*.

than the triangular outline of the elytra. The bicarinate front appears to be a good generic character and to distinguish the genus from its allies; the carinæ are two raised vertical lines, and occur between the eyes, one very strongly marked, incurved, inclosing between them a concave oblong space, through which passes the mesial groove; in *A. tessellata*, the carinæ are nearly united below. The elytra are also abruptly bent down at the sides, in some species causing a sharp angle on the line of deflection. The coloration depends on densely pubescent lines or spots, varying greatly in amount in the same species, lying on a dark derm clothed with an extremely minute pubescence, only visible under a good lens.

*Arsysia maculata.*

*Trigonoptera maculata*, Perroud, *lib. cit.* p. 338.

*A. nigra*, subnitida, lineis albis ornata; elytris fascia alba antemediana, apicibus sat late truncatis, angulo externo mucronato.

*Hab.*—Aru, Mysol.

Black, subnitid, minutely pubescent, with stripes or lines of a coarser and nearly pure white pubescence; head with a line round the eye, the mesial line, and clypeus white; prothorax with two stripes on each side, a line along the base, and sometimes a zig-zag mark behind the middle of the disk; scutellum nearly semicircular; elytra with a band before the middle, sometimes interrupted at the suture, three or four broken lines, or spots, at the base on each side; in the freshest specimens, a line commencing behind the band, then branching off into three or four, two of which unite lower down, in other specimens these lines are broken up without any connexion between them; the suture posteriorly appears to be always finely bordered with white as far as the band, apices rather broadly truncate, the outer angle broadly mucronate; body beneath black, the sides of the abdominal segments and the episterna bordered with white; legs and three or four basal joints of the antennæ covered with a fine greyish pile, intermediate and posterior tibiæ black on the outer edge of their apices.

Length 6—8 lines.

*Arsysia bimaculata.*

*Trigonoptera bimaculata*, J. Thomson, *Syst. Ceramb.* p. 546.

*A. nigra*, subnitida, lineis albescentibus ornata; elytris maculis

duabus albis rotundatis ante medium sitis; femoribus fuscis, albo-pubescentibus.

*Hab.*—Waigiou, Mysol, “New Guinea.”

Black, with stripes of ochraceous or whitish; head, prothorax and scutellum as in the preceding; elytra also nearly similar, but the band is replaced by a large round white spot on each side; body beneath nearly uniformly white at the sides, the central line only glabrous glossy-brown; intermediate and posterior tibiæ black on the outer edge of their apices.

Length 6 lines.

Not very distinct from the last, the two spots on the elytra, and the uniform pubescence on the sides of the sterna and abdomen, being almost the only differences. The Mysol specimen is brown, with the markings nearly obsolete, except the two elytral spots, which are pale greyish; the New Guinea variety is much smaller ( $4\frac{1}{2}$  lines), without any stripes on the prothorax, and the fore and intermediate femora are rusty-brown. It is quite possible that these are all forms of *A. maculata*.

*Arsysia nervosa.*

*A. chalceo-nigra*, lineis ochraceis ornata; elytrorum lineis ante medium interruptis, pallide ochraceis, apicibus oblique emarginatis, extus mucronatis.

*Hab.*—Timor.

Bronzed black, nitid, minutely pubescent, with stripes of a coarser ochraceous pubescence; head nearly impunctate, line round the eye, mesial line and clypeus ochraceous; prothorax remotely punctured, indistinctly striped, the middle clouded with ochraceous; scutellum nearly semicircular; elytra with about five stripes on each, the outermost near the margin, the four on the disk interrupted a little behind the base, and again more irregularly towards the apex, the latter obliquely emarginate, the outer angle narrowly mucronate; body beneath with an ochraceous pubescence at the side, the middle line glossy-brown; legs with a greyish pile; antennæ slightly pubescent.

Length 6—8 lines.

Besides the coloration, which may perhaps be variable, the apices of the elytra will at once differentiate this species from the preceding.

*Arsysia flavipicta.* (Pl. XVIII. fig. 1.)

*A. luteo-brunnea*, nitida, maculis oblongis flavis ornata; pro-

thorace quadrivittato, in medio subglabro; antennis, femoribus, tibiisque luteis, tarsis cinereis.

*Hab.*—Batchian.

Light luteous-brown, with lemon-yellow oblong spots or stripes of pubescence, the intervals faintly pubescent and nitid; head nearly impunctate, line round the eye, mesial line and clypeus yellow; prothorax with four yellow stripes, the two central approximate, the interval *apparently* glabrous; scutellum nearly semicircular, yellow; elytra with about four lines of broad oblong spots on each, the spots nearly entirely interrupted obliquely at the middle, partially also near the suture between this and the base and again between the middle and apex, the latter transversely emarginate, the sutural angle terminating in a short slender mucro, the outer in a broader one; body beneath reddish-luteous, glossy along the middle line, the sides delicately pubescent; antennæ, femora, and tibiæ luteous, with a delicate greyish pile; tarsi ashy.

Length  $5\frac{1}{2}$ — $6\frac{1}{2}$  lines.

The male of this species has a remarkably slender conical abdomen; the female has the two discal stripes of the prothorax united at their bases. I have only seen these two, other variations may occur.

*Arsysia sordida.*

A. obscure brunnea, subnitida, maculis oblongis flavescentibus ornata; prothorace valido, lateribus fascia lata grisea vestito, disco obscuro, pubescente; antennis pedibusque pallide brunneis.

*Hab.*—Mysol.

Dull brownish, slightly nitid; head with a greyish line round the eyes, the pubescence on the mesial line nearly obsolete; prothorax robust, a broad grey stripe on each side, the disk uniformly pubescent; scutellum narrow, greyish; elytra rather broad at the base, several oblong spots arranged much in the same way as in the preceding, but very dull and indistinct, the apex of each elytron obliquely emarginate, each angle terminating in a broad mucro; body beneath brownish-testaceous, glossy, covered, except on the middle line, with a very delicate greyish pile; legs and antennæ dull brownish, pubescent.

Length 7 lines.

I have only one specimen of this species; but the characters of the prothorax, scutellum and apices of the elytra preclude its

its being within the possibilities of variation from the preceding, with which in the style of coloration of the elytra it so nearly agrees.

*Arsysia tessellata.*

*A. cinerea*, capite prothoraceque nigro-vittatis; elytris nigro-reticulatis, apicibus extus valde mucronatis.

*Hab.*—Ceram.

Light ashy; head with three glabrous black stripes, one on the vertex and one behind each eye, corresponding with three of a similar character on the prothorax, but which do not extend quite to its base, the intervals with small scattered punctures; scutellum slightly transverse, with a glabrous central line; elytra with rather small scattered punctures extending nearly to the apex, the ashy colour divided into several large patches by irregular black lines, the apices with the external angle strongly mucronate; body beneath and legs light ashy.

Length  $5\frac{1}{2}$  lines.

My unique specimen of this very distinct species wants the greater part of the antennæ, but what there is shows that they were thickly covered with ashy hairs, with the apex of the third joint black.

HESTIMA.

*Caput* verticale, antice transversum, tuberibus antenniferis validis, distantibus. *Oculi* grosse granulati, profunde emarginati. *Antennæ* setaceæ, corpore longiores; scapo subclavato; articulo tertio scapo longiore; quarto fere tertio æquali; sequentibus brevioribus et gradatim decrescentibus. *Prothorax* fere æqualis, lateraliter rotundatus et inermis, margine basali sulcato. *Elytra* elongata vel oblongo-ovata, apicibus oblique truncatis. *Pedes* mediocres, paulo crescentes; *femora* fusiformia; *tibiæ* intermediæ valde emarginatæ; *tarsi* fere æquales. *Propectus* breve. *Prosternum* postice productum, in incisura triangulari mesosterni receptum.

This last character, although general among the more typical *Tmesisterninæ*—i. e., those with the head porrect—is nearly peculiar to this genus in that part of the sub-family which possesses the usual vertical head of the *Lamiidæ*. A slight emargination of the mesosternum is found in *Arsysia*, very different, however, from the triangular notch of *Hestima*.



*Hestima floccosa.* (Pl. XVIII. fig. 7.)

*H. brunnea*, pube subtili grisea sparse tecta; prothorace utrinque densiter ochraceo-pubescente; elytris maculis parvis rotundatis griseis irroratis.

*Hab.*—Kaioa, Batchian, Makian, Ternate, Waigiou, Morty.

Light reddish-brown, thinly covered with a short grey pubescence; head coarsely punctured, rusty-ochraceous; prothorax with coarse straggling punctures, its sides with a stoutish rusty-ochraceous pubescence, tolerably well limited, extending to the base of the elytra; scutellum semicircular, impunctate; elytra strongly and rather closely punctured at the base, each with from twenty to thirty small round very distinct greyish spots or tufts, irregularly arranged. apices obliquely truncate; body beneath pubescent, greyish, and strongly punctured at the sides, the central line glossy brownish-luteous; legs finely pubescent, with scattered white setulose hairs; antennæ covered with a greyish pubescence.

Length 8 lines.

*Hestima Sybroides.*

*H. angustata*, brunnea, pube subtili sparse tecta; prothorace remote punctato; elytris maculis oblongis minutis seriatim positis.

*Hab.*—Dorey.

Narrow, light reddish-brown, with a short thin greyish pubescence, condensed here and there on the elytra in oblong spots, which are disposed in four rows on each; head rugosely punctured; prothorax uniformly pubescent, punctures few and remote; scutellum transverse, impunctate; punctures of the elytra rather fine at the base, finer and more dispersed beyond it, and nearly disappearing at the apex; body beneath and legs light brown, very thinly pubescent, the latter short, with a few white setulose hairs; antennæ finely pubescent.

Length 5 lines.

A narrower and weaker form than the last, with much shorter legs in proportion.

*Hestima stellata.*

*H. fusca*, subnitida; prothorace maculis duabus marginalibus ochraceis; elytris subtilissime griseo-pubescentibus, maculis rotundatis minutis niveis dispersis.

*Hab.*—Ceram, Bouru.

Dark brown, subnitid; head sparsely pubescent, rather strongly punctured; prothorax with few punctures, the middle of the disk greyish, each side with a large ochraceous irregular spot; scutellum semicircular, impunctate; elytra rather short, ovate, coarsely punctured on the basal half, the punctures then becoming gradually fewer and smaller, each elytron with about twenty very distinct small white spots arranged in two principal rows, with two smaller between; body beneath with a thin grey pile, the metasternum ochraceous on the sides; legs and antennæ finely pubescent.

Length 4—5 lines.

A short broad species compared to the two preceding.

*Hestima trigeminata.*

*H. fusca*; elytris subtilissime griseo-pubescentibus, maculis minutis obsoletis, tribus pone humeros ochraceis approximatis.

*Hab.*—Waigiou, Aru.

Dark brown; head rather coarsely pubescent, with a few rather large punctures in front; eyes somewhat approximate above; prothorax with four small tubercles placed transversely a little before the middle; scutellum semicircular, impunctate; elytra with a thin greyish pubescence, punctured like the last, behind each shoulder three oblong ochraceous nearly approximate spots, and a few very small almost obsolete spots behind; body beneath, legs and antennæ brownish, pubescent.

Length 5 lines.

The eyes are much more approximate above in this species than in any of the others.

*Hestima bisignifera.*

*H. fuscescens*; elytris breviusculis, singulis macula magna rotundata nivea ante medium ornatis.

*Hab.*—Batchian.

Light brownish; head and prothorax sparingly punctured, with an ochraceous pubescence; the latter with four flattish tubercles arranged in a transverse line a little before the middle; scutellum semicircular, impunctate; elytra rather short, with a pale ochraceous pubescence, punctured nearly as in *H. stellata*, a large

round snowy spot between the shoulder and middle ; body beneath, legs and antennæ brownish, pubescent.

Length  $4\frac{1}{2}$  lines.

Allied to the preceding but with shorter elytra, and a single spot on each elytron differently placed.

#### ORINCÈME.

*Caput* verticale, antice transversum ; tuberibus antenniferis validis, remotis. *Oculi* mediocres, grosse granulati, profunde emarginati. *Antennæ* setaceæ, corpore longiores ; scapo breviusculo. *Prothorax* æqualis, lateraliter rotundatus et inermis, margine basali sulcato. *Elytra* oblonga, postice angustiora, apicibus oblique truncatis. *Pedes* mediocres, postici longiores ; *femora* fusiformia ; *tibiæ* intermediæ extus valde emarginatæ ; *tarsi* inæquales, postici longiores, articulo ultimo præcedentibus simul sumptis breviori. *Pro-* et *mesosterna* elevata, haud contigua.

The principal difference between this genus and the last lies in the characters of the pro- and meso-sterna ; these are both elevated, but are not contiguous in the ordinary position of the pro- and meso-thorax as in *Hestima*. From *Amblymora* this genus is distinguished by its mutic prothorax.

#### *Orincème chalybeata.* (Pl. XVIII. fig. 5.)

*O.* modice elongata, nigra, nitida ; prothorace interrupte punctato ; elytris nigro-chalybeatis, maculis niveis dispersis, apicibus oblique truncatis ; episternis metathoracis albo-pubescentibus.

*Hab.*—Ternate, Saylee.

Moderately elongate, black, shining ; head with a few rather coarse punctures between the eyes and on the vertex ; prothorax also with a few coarse punctures, more or less grouped together and leaving large impunctate spaces between them ; scutellum narrowly semicircular ; elytra steel-blue-black, irregularly punctured, the punctures gradually disappearing before the middle, several scattered spots composed of a pure white pubescence, but varying in number and probably absent in some individuals, apices obliquely truncate or perhaps slightly emarginate ; body beneath and legs glabrous, glossy black, the episterna of the metathorax and a spot on each side of the abdominal segments, except the last, pubescent, white ; antennæ black, finely pubescent towards the apex.

Length 7 lines.

*Orinceme acutipennis.*

*O. angustior*, nigra, nitida; prothorace disco fere impunctato; elytris purpuratis, apicibus oblique emarginatis, acutis.

*Hab.*—Batchian, Gilolo.

Much narrower than the preceding, black, shining; head with coarse punctures in front, three or four only on the vertex; prothorax nearly impunctate on the disk, the sides coarsely punctured; scutellum narrow, rounded behind; elytra rather remotely punctured, the punctures disappearing beyond the middle, a few pure white pubescent spots—six in one example, two in another—the apices obliquely emarginate, and drawn out into a longish mucronate point; body beneath reddish-brown, glossy, glabrous, the epimera and pubescent spots on the abdomen as in *O. chalybeata*.

Length 6 lines.

*Orinceme rufitarsis.*

*O. breviscula*, nigra, nitida; elytris cyaneo-chalybeatis, subseriatim punctatis, apicibus oblique truncatis; tarsis rufis.

*Hab.*—Dorey.

Rather short, black, shining; head coarsely punctured in front, vertex and prothorax nearly impunctate; scutellum semicircular; elytra dark chalybeate-blue, the punctures behind the base arranged in slightly-irregular rows and terminating at about two-thirds of the length of the elytra, the apices obliquely truncate; body beneath and legs black, shining, the tarsi reddish, the sides of the abdominal segments with nearly obsolete whitish spots; antennæ black, paler towards the tip.

Length 5 lines.

A specimen, apparently of this species, from Ternate has the apices of the elytra sharply truncate, or rather each of them is terminated outwardly by a sharp mucro.

*Orinceme puncticollis.*

*O. modice elongata*, picea, nitida; prothorace, apice excepto, punctato; elytris subseriatim et basi sat grosse punctatis, niveo-irroratis, apicibus oblique truncatis; tarsis pallide brunneis.

*Hab.*—Ceram.

Moderately elongate, pitchy-brown, with a short sparse pubescence; head punctured in front, three or four large punctures

between the upper lobes of the eyes; prothorax rather closely punctured, except anteriorly, and rather interruptedly so on the middle of the disk; scutellum semicircular; elytra rather coarsely and irregularly punctured at the base, then falling into rows and terminating at about two-thirds of the length of elytra, speckled with many small whitish spots, the apices obliquely truncate; body beneath and legs glossy-brown, the tarsi pale yellowish-brown; antennæ reddish-brown, paler towards the tip.

Length 7 lines.

This is a partially pubescent species, but to the naked eye has the appearance of being glabrous, except the small white spots.

*Orincæme lineigera.*

*O. fuscescens*; prothorace elytrisque lineis abbreviatis griseis longitudinaliter dispositis, his oblique subseriatim tenuiter punctatis.

*Hab.*—Mysol, Bouru, "New Guinea."

Light brownish; head and prothorax remotely punctured, covered with yellowish-grey pubescence, the latter rather narrow, with a narrow glabrous central line and one or two small tubercles and two greyish stripes on each side; scutellum transverse, impunctate; elytra elongate, irregularly punctured at the base, the punctures thence falling into oblique but slightly irregular rows, and between the alternate rows are interrupted greyish pubescent lines; body beneath, legs and antennæ brownish, pubescent.

Length 7 lines.

A more pubescent species than the last, from which, besides the colour, it differs in the finer punctuation of the elytra. In the Bouru example the apices of the elytra are more obliquely truncate.

RIADIA.

Characteres fere ut in *Orincæme*, sed antennæ corpore breviores, scapo breviter ovato; pedes breviusculi, crassiores, femora valde incrassata, tarsi articulo ultimo præcedentibus simul sumptis æquali vel longiore; pro- et meso-sterna declivia.

The only species composing this genus is very similar to the last in habit, but is at once distinguished by its declivous sterna. The scape of the antennæ is short and much thickened in the middle; the legs are also short and stout, the notch on the intermediate

tibiæ very marked ; the tarsi are nearly equal in length, the last joint being robust and as long or longer—except in the posterior, where it is not quite so long in proportion—as all the preceding together ; the shortness of the antennæ may be only a sexual character. There is only a single specimen in the Collection.

*Rhadia pusio.* (Pl. XVIII. fig. 6.)

*R. fusca, nitida ; prothorace luteo.*

*Hab.*—Dorey.

Dark brown, very glossy and glabrous ; head very sparsely punctured ; prothorax luteous, with a few almost obsolete punctures ; scutellum somewhat quadrate ; elytra seriate-punctate, the punctures small, not crowded, but slightly irregular at the base, the remainder few and terminating a little before the apex, the latter slightly obliquely truncate ; body beneath and legs pitchy ; antennæ slightly luteous at the base, then pale brownish, pubescent.

Length  $2\frac{1}{2}$  lines.

TRACHELOPHORA.

*Trachelophora*, Perroud, Ann. Soc. Linn. Lyon, ii. 357.

*Caput* antice transversum, pone oculos paulo elongatum et angustatum ; tuberibus antenniferis validis, apice profunde emarginatis. *Oculi* grosse granulati, angustati, late emarginati. *Antennæ* setaceæ, corpore longiores ; scapo subclavato ; articulo tertio scapo duplo longiore ; cæteris multo brevioribus. *Prothorax* subelongatus, apice angustior, lateraliter fortiter spinosus, margine basali sulcato. *Elytra* subplanata, postice angustiora, humeris projectis et rotundatis. *Pedes* modice elongati, æquales ; *femora* sublinearia ; *tibiæ* paulo elongatæ, anticæ curvatæ ; *tarsi* subdilatasi, articulo ultimo attenuato. *Prosternum* simplex. *Mesosternum* elevatum, dentatum.

This genus was placed by M. Perroud between *Pelargoderus* and *Gnoma* ; but there is no doubt that it is most nearly allied to *Anapausa*, *Mulciber*, and particularly the Philippine genus *Urocalymma*. The name was probably suggested by its supposed affinity to *Gnoma*, but it is likely to prove deceptive, as there is very little to warrant its application. Only one species is known.

*Trachelophora curvicollis.*Perroud, *lib. cit.* p. 359.

T. brunnea, pube cervino-grisea obtecta, supra lineis tenuissimis ochraceis adpersis.

*Hab.*—Java, Sumatra.

Reddish-brown, with a thin fawn-grey pubescence, mixed with fine, mostly longitudinal, ochraceous lines, particularly on the elytra; head and prothorax rather rugosely punctured; scutellum semicircular, glossy-black and glabrous in the middle; elytra with a broad oblong spot between the shoulder and scutellum, sometimes zig-zag lines in addition to the longitudinal, each apex obliquely truncate, a little expanded exteriorly, and fringed with short hairs; body beneath, legs and scape greyish-ochraceous, speckled with brown.

Length 12 lines.

## ANAPAUSA.

*Anapausa*, J. Thomson, *Syst. Ceramb.* p. 494.

*Caput* antice transversum; tuberibus antenniferis validis, late distantibus. *Oculi* grosse granulati, angusti, profunde emarginati. *Antennæ* setaceæ, corpore fere duplo longiores (♂), vel paulo longiores (♀); scapo breve, clavato; articulo tertio longissimo, recto; quarto brevioribus; sequentibus multo brevioribus. *Prothorax* transversus, utrinque fortiter spinosus. *Elytra* depressiuscula, apicibus oblique truncatis. *Pedes* robusti, subæquales; *femora* antica (♂) supra spina valida armata, (♀) inermia. *Pro- et meso-sterna* simplicia.

M. Thomson compares this genus to *Crinosoma*, and especially to *Mulciber*, from which it essentially differs in the form of the sterna, and the armed anterior femora of the male.

*Anapausa armata.*

J. Thomson, *Syst. Ceramb.* p. 495.

A. brunnea, pube grisea tecta.

*Hab.*—Bouru, Morty.

Reddish or pale pitchy-brown, covered with a short greyish pubescence; head varied with pale greyish or whitish in fresh specimens; prothorax finely punctured, an oblong glabrous patch in the middle; scutellum transverse; elytra with four rows of



elevated granular lines on each, the first and second uniting before the apex, behind the middle a broad obscure waved band; body beneath glossy-brown, the side and legs pubescent; antennæ brownish-red, finely pubescent.

Length 12—14 lines.

MULCIBER.

*Mulciber*, J. Thomson, Syst. Ceramb. p. 493.

*Caput* antice transversum, tuberibus antenniferis validis, late distantibus. *Oculi* grosse granulati, oblongi, profunde emarginati. *Antennæ* setaceæ, corpore multo longiores; scapo clavato; articulo tertio longissimo, curvato; sequentibus paulo gradatim brevioribus. *Prothorax* transversus, utrinque fortiter spinosus. *Elytra* depressiuscula, apicibus truncatis vel subtruncatis. *Pedes* robusti, subæquales; *femora* fusiformia; *tarsi* æquales, subdilatati, articulo ultimo compresso. *Pro- et meso-sterna* elevata.

This genus, compared by M. Thomson to *Crinotarsus*, a Feejeean form, is closely allied to the preceding, from which it principally differs in the elevated prosternum. Besides the species here described there is another from Feejee, *M. maculicollis*, Thoms., differing, however, in its narrow tarsi, broader claw-joint, and uncurved third antennal joint.

*Mulciber* Linnæi.

J. Thomson, Syst. Ceramb. p. 494.

*M. brunneus*, pube subtili grisea tectus; capite prothoraceque dense griseo-tomentosis, hoc in medio longitudinaliter brunneo-vittato.

*Hab.*—Dorey.

Reddish-brown, with a fine greyish pile; head and prothorax, except a glabrous yellowish-brown stripe in the middle, covered with a dense greyish pubescence; a few indistinct spots of the same character on the elytra, each of which has four lines of small closely set granules, apices truncate, with the outer angle spined; body beneath pubescent, grey, middle of the abdomen glabrous, glossy-brown; legs and scape pubescent, spotted with brown, rest of the antennæ uniformly grey.

Length 10 lines.

*Mulciber* biguttatus.

*M. fuscus*, griseo-pubescent, maculis oblongis fulvis dispersis;

elytris post medium maculis duabus rotundatis, apicibus oblique truncatis, extus anguste productis.

*Hab.*—Singapore.

Brown, with a close grey pubescence, the upper surface with numerous black punctures and a few oblong indistinct tawny spots, each elytron behind the middle with a very distinct round patch, nearly midway between the suture and margin; head with two glabrous brown patches on the vertex; prothorax entirely pubescent, with about six small tawny spots on the disk; scutellum yellow in the middle; elytra with the apices obliquely emarginate and ending externally in a very stout point; body beneath with a yellowish-grey pile, spotted with brown; legs and scape varied with brown and yellowish, rest of the antennæ pale greyish.

Length 6 lines.

This is one of the very few *Tmesisterninæ* found west of the Celebes. It is without the granular lines characterizing the former species, and the apices of its elytra will at once distinguish it from the following.

*Mulciber pullatus.*

*M. rufo-brunnens*, subtilissime pubescens; elytris fere obsolete griseo-maculatis, apicibus truncatis.

*Hab.*—Batchian.

Light reddish-brown, the pubescence very minute and diffuse, except a few greyish spots, where it is more concentrated, the upper surface closely punctured, each puncture furnished with a small whitish seta; head less closely punctured and more pubescent; prothorax with a small tubercle in front of the lateral spine; elytra with their apices nearly directly truncate and not spined; body beneath glossy, light reddish-brown; legs thinly pubescent, the anterior femora with a small tooth on the under edge in the male; antennæ (♂) half as long again as the body.

Length 7 lines.

AMBLYMORA.

*Caput* verticale, mediocre, antice paulo rotundatum; tuberculis antenniferis brevibus, remotis. *Oculi* grosse granulati, supra subapproximati. *Antennæ* corpore paulo longiores; scapo subcylindrico; articulo tertio scapo æquali; quarto multo longiori; cæteris brevibus, gradatim decrescentibus. *Prothorax* modice transversus, lateraliter in medio dentatus, margine basali sulcato. *Elytra* oblonga, postice angustiora.

*Pedes* mediocres, postici paulo longiores ; *femora* fusiformia ; *tarsi* fere æquales. *Pro-* et *meso-sterna* elevata, hoc latum, antice truncatum.

The large faceted eyes and the toothed prothorax are the two most prominent diagnostic characters of this genus, which contains a few moderately-sized, dull brownish species blotched with greyish or ashy.

*Amblymora instabilis.* (Pl. XVIII. fig. 3.)

A. pallide fulvo-brunnea, lateribus et infra cinereis ; prothorace sparse punctato.

*Hab.*—Arn, Batchian.

Pale yellowish-brown above, the cheeks, sides of the prothorax and elytra, and body beneath, ashy ; head with comparatively few coarse punctures in front, the vertex impunctate ; upper lip black ; eyes moderately approximate above ; prothorax with several large scattered punctures ; scutellum transverse, squarish ; elytra with more approximate punctures than those on the prothorax, but gradually smaller and more dispersed posteriorly, generally two or three indistinct blackish bands made up chiefly of spots more or less confluent, the ashy sides also more or less spotted with black ; body beneath, femora and upper half of the tibiæ glossy black, with a thin ashy pile, lower half of the tibiæ and tarsi brownish-ochraceous ; antennæ pale yellowish-brown.

Length 6 lines.

The punctures on the prothorax are more dispersed in this species than in any of the remainder.

*Amblymora fumosa.*

A. nigrescens, postice maculis cinereis ornata, infra tota cinerea ; prothorace modice punctato.

*Hab.*—Morty, Gilolo.

Blackish-brown, opaque, with distinct ashy spots on the elytra, especially near the apex ; head blackish-grey, several scattered punctures in front and between the eyes, which are somewhat approximate above ; upper lip black ; prothorax with numerous scarcely approximate punctures ; scutellum subtriangular ; elytra with punctures at the base of the same size and at equal distances with those on the prothorax, becoming gradually smaller and falling into distinct rows behind the middle ; body beneath and legs dark

ashy, the lower half of the tibiæ and tarsi greyish; antennæ greyish-brown.

Length 6 lines.

The Gilolo example has the colours more confused than the type, but the form and punctuation are the same.

*Amblymora consputa.*

A. fuscescens, postice indistincte cinereo-irrorata; prothorace modice punctato.

*Hab.*—Dorey, Salwatty.

Greyish-brown; middle and posterior part of the elytra speckled with ashy; punctures on the front scattered, none between the upper lobes of the eyes, which are nearly approximate; prothorax and elytra punctured as in the preceding; scutellum semicircular; body beneath and legs dull ashy, the lower half of the tibiæ, tarsi and antennæ reddish-brown.

Length 5 lines.

The scutellum in the example from Salwatty is narrower and inclining to squarish. A species or form from Aru has very decidedly sharper and more slender spines to the prothorax.

*Amblymora marmorea.*

A. cinerea; prothorace elytris que nigro-marmoratis, illo punctis mediocribus confertis.

*Hab.*—Kaioa.

Ashy, the prothorax and elytra very distinctly marbled with black; head rather thickly punctured in front, impunctate between the upper lobes of the eyes, which are nearly approximate; prothorax with somewhat crowded but well-marked punctures; scutellum subtriangular; elytra at the base less punctured than the prothorax, the punctures here and there interrupted, rapidly becoming finer beyond the middle, and nearly ceasing at the apex; body beneath and legs ashy, lower half of the tibiæ and tarsi yellowish; antennæ ashy-brown.

Length 5—6 lines.

Represented by a male and female, the latter being much more ashy.

*Amblymora conferta.*

A. fulvo-brunnea, postice cinereo-irrorata; prothorace confertissime punctato.

*Hab.*—Tondano.

Light fulvous-brown, spotted with ashy posteriorly; head rather closely punctured in front, several punctures on the vertex and between the upper lobes of the eyes, which are somewhat approximate; prothorax covered with small crowded punctures; scutellum transverse; elytra with larger punctures than those on the prothorax, not crowded, and gradually disappearing towards the apex; body beneath dark brown, with a thin greyish pile; legs and antennæ luteous.

Length 5 lines.

At once distinguished by the crowded punctuation of the prothorax.

#### ATELAIS.

*Caput* verticale, antice paulo rotundatum; tuberibus antenniferis brevibus, remotis. *Oculi* grosse granulati, supra approximati. *Antennæ* corpore longiores; scapo subcylindrico, articulo tertio brevioribus; quarto tertio longiore; cæteris brevioribus, gradatim decrescentibus. *Prothorax* longitudine et latitudine fere æqualis, lateraliter inermis, margine basali angustissime sulcato. *Elytra* oblonga, postice angustiora. *Pedes* paulo crescentes; *femora* fusiformia. *Prosternum* simplex. *Mesosternum* angustum, haud elevatum, antice rotundatum.

The form of the sterna in this genus has nothing of the character of most of the *Tmesisterninæ*, but it is not more different than in *Anapausa*; on the other hand it is only in this respect that the genus is to be distinguished from *Orinceme*. The species are of moderate size, brownish, opaque, with small oblong, or linear, paler spots.

#### *Atelais illæsa.* (Pl. XVIII. fig. 2.)

A. fuscescens, tenuiter pubescens; elytris irregulariter punctatis, guttarum grisearum linea prope suturam sita, apicibus mucronatis; pedibus rufo-castaneis.

*Hab.*—Batchian.

Brownish, covered with a very delicate but even greyish pile; head rather finely punctured in front; mandibles black; palpi testaceous; prothorax slightly transverse, finely punctured, slightly varied at the sides with yellowish-grey; scutellum subtransverse, rounded behind; elytra much wider at the base than the prothorax, gradually narrowing to the apex, rather finely punctured, the punctures more crowded at the base, a row of pale

greyish elongate spots near the suture, the apices mucronate externally; body beneath chesnut; legs and antennæ reddish-chesnut, the latter about half as long again as the body.

Length  $5\frac{1}{2}$  lines.

*Atelais despoliata.*

A. fusco-castanea, sparse pubescens; elytris irregulariter punctatis, obsolete griseo-plagiatis, apicibus oblique truncatis, haud mucronatis; pedibus rufo-castaneis.

*Hab.*—Batchian.

Brownish-chesnut, with a very thin and unequal pile; head less finely punctured and the eyes more approximate above than in the last; prothorax rather longer than broad, nearly glabrous, rather more coarsely punctured anteriorly; scutellum small, slightly transverse; elytra as in the last, but without spots, a few very indefinite and almost obsolete patches only on the anterior portion, the apices obliquely truncate, but not mucronate; body beneath, legs and antennæ reddish-chesnut, the latter about two-thirds as long again as the body.

Length 5 lines.

*Atelais evicta.*

A. fulvo-testacea; elytris irregulariter punctatis, guttis griseis prope suturam elongatis et ad latera plus minusve rotundatis, apicibus mucronatis.

*Hab.*—Batchian.

Fulvous-testaceous, with a delicate even greyish pile; head moderately punctured; mandibles nearly black; prothorax rather remotely punctured, the sides posteriorly nearly parallel; scutellum small, transverse; elytra gradually rounded at the sides, thickly punctured at the base, less so posteriorly, with several greyish spots, which are linear near the suture, but more or less rounded at the sides, the apices strongly mucronate externally; body beneath, legs and antennæ fulvo-testaceous, the latter about a quarter as long again as the body, all the joints, except the first three or four, pale at the base.

Length 5 lines.

*Atelais patruelis.*

A. fuscescens; elytris basi irregulariter punctatis, punctis pos-

tice fere obsoletis, guttis ovatis plurimis albescentibus dispositis, apicibus mucronatis.

*Hab.*—Morty.

Brownish, with an exceedingly fine greyish pile; head moderately punctured; mandibles black; palpi testaceous; prothorax about equal in breadth and length, finely but rather sparsely punctured; scutellum small, transverse; elytra slightly rounded at the sides, thickly punctured at the base, the punctures nearly disappearing posteriorly, several very distinct ovate whitish spots, the apices mucronate; body beneath, legs and antennæ dark fulvous, the latter about a third as long again as the body, the terminal joints obscurely paler at the base.

Length  $4\frac{1}{2}$  lines.

*Ateluis porcina.*

A. obscure fuscescens; elytris irregulariter punctatis, obsolete griseo-guttatis, apicibus obtuse mucronatis.

*Hab.*—Kaioa.

Brown, with a dull but well-marked greyish pile; head and prothorax moderately punctured; palpi testaceous; scutellum slightly transverse, rounded behind; elytra more coarsely punctured than the prothorax, especially at the base, where the punctures are very irregular, towards the middle falling into a slightly linear order, but gradually becoming indistinct, the disk marked with a few indistinct patches of condensed pile, the apex of each elytron slightly rounded outwards from the suture, and ending in an obtuse mucro; body beneath, legs and antennæ brownish-chesnut, thinly covered with a greyish pubescence, the latter about a quarter as long again as the body.

Length  $4\frac{1}{2}$  lines.

*Atelais seriata.*

A. opaca, castaneo-fuscescens; elytris basi irregulariter postice seriatim punctatis, singulis ante medium gutta rotundata albescente, apicibus oblique truncatis, haud mucronatis.

*Hab.*—Mysol.

Opaque, brownish-chesnut; head rather finely punctured; mandibles brown; palpi testaceous; prothorax somewhat narrow, the sides slightly irregular, the punctures numerous; scutellum rounded behind; elytra less gradually narrowing at the sides, the punctures small and irregularly scattered at the base, but soon



falling into slightly striated lines, which, however, disappear towards the apex; on each elytron, before the middle, a dull, but perfectly distinct, round, whitish spot, and each apex obliquely truncate outwards, but not mucronate; body beneath, legs and antennæ chesnut, with a very thin pile, the antennæ only a little longer than the body.

Length  $4\frac{1}{2}$  lines.

#### TMESISTERNUS.

*Tmesisternus*, Latreille, Règ. An. v. 121 (1829), non Serville (1833).

*Ichthyosomus*, J. Thomson, Ess. &c., p. 358.

*Caput* mediocre, porrectum, antice transversum, in medio sulcatum; clypeo truncato, vel bisinuato. *Oculi* profunde emarginati (quasi divisi). *Antennæ* corpore breviores, raro paulo longiores, setaceæ, basi distantes; scapo apicem versus crassiore; articulis tertio et quarto subæqualibus; cæteris brevioribus. *Prothorax* brevis, vel aliquando modice elongatus, utrinque bidentatus, haud marginatus, apice truncatus, basi bisinuatus, lobo mediano truncato. *Elytra* sæpissime oblongo-ovata, humeris rotundata, apicibus truncata vel emarginata, basi sub-lobata. *Femora* valde incrassata fusiformia; *tibiæ* plerumque graciles; *tarsi* modice dilatati, antici vix breviores. *Prosternum* postice productum, in incisuram mesosterni receptum. *Abdomen* segmento ultimo apice bispinoso.

Latreille gave a very short description of this genus, but considering the few genera then recognized, one sufficiently distinctive. None of the species were at that time published, but, in a note, they were said to have "great affinity to *Callidium variegatum*, *lineatum*, and *sulcatum* of Fabricius." By some oversight Serville (Ann. Soc. Ent. Fr. iii. 72), quoting Latreille for the genus, refers to it the three species which its author considered to be only its allies. Moreover, Serville's first character, and the essentially diagnostic one, the prothorax lobed posteriorly, does not apply to the first species he quotes, *C. variegatum*, now the type of *Coptomma*, Newm. How little Serville understood the genus is shown by his having placed it between *Listroptera* and *Deilus*.

Between the extremes of this large genus the variations from the type, except in colour, are not very remarkable. In many species a large centro-basal spot is found, and as this is generally glabrous and occurs in the most convex or exposed part of the elytra, it might be thought to be due to abrasion; I believe, however, that this is not the case, as it is far too general and occurs in the freshest examples. The greater part of the species are spotted or banded with white or grey, one species only is striped—*T. phaleratus*; these colours are principally due to a very dense pubescence hiding the derm beneath, the intervals having a finer and sparser pubescence, through which the derm appears. There is very little difference between the males and females. They are generally found in the gloomy dark forests, gnawing bark or twigs of trees, and have a peculiar drone when flying; they are, however, sluggish animals, dropping down when touched, with their legs and antennæ drawn close in to their bodies. The descriptions here given will not always be found in exact accordance with other authors, especially those of MM. Blanchard and Boisduval, but in most cases my specimens have been compared with such of their types as are in the Collection of the Jardin des Plantes.

§ Elytra glossy, nearly impunctate and glabrous, varied with bands or lines of whitish pubescence.

*Tmesisternus politus.*

Blanchard, Voy. au Pôle Sud, iv. 288, t. 16, fig. 17.

*T.* capite prothoraceque fusco-æneis; elytris æneis, fasciis latis reticulatis quatuor albis ornatis.

*Hab.*—Aru (and Triton Bay, New Guinea).

Head and prothorax dark brassy, with a sparse fulvous pubescence, varied with fulvous spots, and with few coarse punctures; scutellum rounded at the sides and apex, margined with fulvous; elytra dark greenish-brassy, very glossy, with a very few coarse punctures only at the base, four or five reticulated bands (the apical mostly forming two) composed of numerous more or less connected fulvous spots; body beneath spotted with fulvous at the sides; legs brassy, thickly pubescent, the tarsi greyish; antennæ covered with a short fulvous pile.

Length 9 lines.

*Tmesisternus equestris.*

*T. capite prothoraceque fusco-æneis; elytris æneis, fasciis angustatis irregularibus quatuor albis ornatis.*

*Hab.*—Dorey, Saylee.

Head and prothorax dark brassy, slightly pubescent, coarsely and rather sparsely punctured; scutellum rounded at the sides, slightly pointed at the apex, margined with fulvous; elytra greenish-brassy, very glossy, with a very few coarse punctures at the base, the sides with very small widely separated punctures, four narrow irregular bands, nearly continuous except at the base, where the band is made up of small scarcely connected spots; body beneath brassy, with greyish markings at the sides and on the pectus; legs brassy, the tarsi ashy-grey; antennæ thinly pubescent.

Length 11 lines.

This species differs from the preceding in its narrow, nearly unbroken bands, the larger size of the elytra in proportion to the prothorax, and other characters; it is easy to conceive intermediate forms which might bridge over these differences, but the two *look* very distinct for nearly allied species.

*Tmesisternus Schaumii.* (Pl. XIX. fig. 2.)

*T. capite prothoraceque nigris, subnitidis; elytris cyaneis, nitidis, vittis albis abbreviatis fascias duas formantibus.*

*Hab.*—Key.

Head and prothorax black, slightly nitid, coarsely and sparsely punctured, the latter with an irregular indefinite stripe on each side, and the base bordered with ochraceous; scutellum slightly transverse, rounded at the base and sides, the apex slightly pointed, the middle with a large shallow depression; elytra dark chalybeate-blue, very glossy, eight or ten small punctures on each near the shoulder, the rest with a few very minute scattered punctures, a band composed of short white, very distinct, stripes just before the middle, and a narrower band of the same character behind it; body beneath glossy-black, metathorax and its episterna varied with golden-fulvous stripes; legs and antennæ black, the latter clothed with appressed greyish hairs.

Length 12 lines.

This very distinct species I have dedicated to the celebrated Berlin Professor, whose early death Science will long regret.

♂♂ Elytra pubescent.

*Tmesisternus glaucus.*

*T. niger*, pube albo-cyanea ornatus; elytris macula centro-basali nitida, atra; antennis tibiisque luteis.

*Hab.*—Amboyna, Ceram.

Black, clothed with a clear pale whitish-blue pubescence, either nearly uniformly, or divided on the elytra by semi-glabrous, or more finely pubescent, black bands; head and upper lip, with the exception of the mesial groove and a stripe behind the eye, blueish; prothorax blueish, except the narrow central stripe and the edges of the punctures; scutellum nearly round; elytra with a moderately large glossy glabrous centro-basal black spot, the rest almost entirely blueish, or with two paler  $\Lambda$ -bands posteriorly, or the two paler bands united to form one broad band, and generally also a narrower band, or traces of it, behind the central black spot; body beneath and femora blueish, the pectus and a triangular spot on the middle of each abdominal segment glossy-black; antennæ and tibiæ clear luteous, tarsi covered with a whitish pubescence.

Length 9—10 lines.

This pretty species is very variable in the amount and distinctness of its coloration, but its delicate blueish pubescence differentiates it from all its congeners, except the following, which is distinguished by its two pure white bands.

*Tmesisternus tersus.*

Pascoe, Journ. of Ent. i. 365 (1862).

*Ichthyosomus 4-fasciatus*, J. Thomson, Syst. Ceramb. p. 545 (1865).

*T. niger*, pube cæruleo-glanca tectus; elytris disperse punctatis, fasciis duabus albis ornatis; antennis, tibiis, tarsisque rufo-fulvis.

*Hab.*—Goram, Mano.

Black, with a fine pale glaucous-blue pubescence; head with a very few punctures between the eyes and on the vertex; prothorax coarsely and irregularly punctured, except in the middle; elytra irregularly and rather finely punctured, a straight white band before the middle, and another but slightly curved midway

between it and the apex; body beneath and femora glaucous-blue, pubescent; antennæ, tibiæ and tarsi reddish-fulvous.

Length 8 lines.

Besides colour, &c., this species differs from the next in the irregular punctuation of the prothorax.

*Tmesisternus trivittatus.*

Guérin, Voy. de la Coquille, p. 130, pl. 7, fig. 12.

Blanchard, Voy. au Pôle Sud, iv. 284, pl. 16, fig. 15.

*Tmesisternus bicinctus*, Boisduval, Voy. de l'Astrol. p. 473.

*T. niger*, pube grisescente tectus; elytris disperse, suturam versus subseriatim punctatis, fasciis duabus albis ornatis; tibiis tarsisque griseo-pilosis.

*Hab.*—Aru, Dorey.

Black, with a fine yellowish-grey pubescence; head and prothorax speckled with yellowish, the latter regularly punctured except in the middle; elytra irregularly punctured, but near the suture two or three imperfect rows of punctures, two white bands occupying the same position as in the last but narrower, apices spotted with yellowish; body beneath glossy-brown, the sides yellowish, spotted with brown; femora with a pale glaucous pubescence, tibiæ and tarsi clothed with greyish hairs.

Length 7 lines.

This species has received from M. Guérin-Ménéville a most infelicitous name, which M. Boisduval has felt himself compelled to reject, but the law of priority will hardly warrant the alteration.

*Tmesisternus restrictus.*

*T. pallide brunneus*, pube flavescente tectus; prothorace modice dilatato, paulo depresso; elytris subelongatis, cuneiformibus (♂), fasciis duabus flavescentibus.

*Hab.*—Mysol, Waigiou.

Light reddish-brown, with a thin greyish-yellow pubescence; upper lip black; head, prothorax, base and apex of the elytra mottled with rusty-yellow; head with few punctures; prothorax punctured close to the median line; scutellum nearly round; elytra rather elongate, wedge-shaped in the male, a narrow straight yellowish band before the middle, and another strongly

curved behind, but much nearer the middle than the apex; body beneath dark brown, smooth, the sides mottled with gray; femora dark reddish-brown, with a close grayish pile; tibiæ, tarsi, and antennæ reddish ferruginous, the two former with a coarser pile.

Length 8 lines.

Resembles the last in the bands on the elytra, but the latter are much narrower and more crenate in both sexes. In one of my specimens there is a slight trace of a thin V-shaped band posteriorly.

*Tmesisternus analis.*

*T. fuscus*, pube grisea tectus; prothorace angustato, convexo; elytris vix elongatis, cuneiformibus, fasciis tribus albis ornatis, apicibus fortiter emarginatis.

*Hab.*—Dorey.

Dark brown, with a gray pubescence; upper lip reddish luteous; head with a pale ochreous pubescence; prothorax narrow, convex, especially at the sides, the two lateral teeth very small, the disk mottled with grayish, sparsely and rather finely punctured; scutellum transverse; elytra scarcely elongate, rather narrow at the base, wedge-shaped in the male, a curved narrow band before the middle, another behind V-shaped, and midway between the latter and the apex a less definite arched band; body beneath reddish-gray at the sides, speckled with black; præputium? produced on each side, fringed with long hairs; femora covered with a close reddish-gray pile; tibiæ and tarsi light reddish; antennæ darker.

Length 8 lines.

This species has a narrower and more convex prothorax than any of the preceding.

*Tmesisternus agnatus.*

*T. fuscus*, pube grisea dense vestitus; elytris cuneiformibus, obsolete bifasciatis, macula centro-basali glabra, nitida, apicibus vix emarginatis.

*Hab.*—Gagie.

Dark brown, covered with a close yellowish-gray pubescence, except around the punctures on the prothorax and elytra; head ochreous yellow; prothorax

narrow and rather convex, punctures small and scattered, median line narrow, brownish, scarcely glabrous; scutellum rounded; elytra wedge-shaped, rather broad at the base, a large centro-basal spot glabrous, glossy brown, two nearly obsolete arched bands, one before, the other behind, the middle, apices very slightly emarginate; body beneath reddish-gray at the sides, spotted with blackish; femora densely pubescent, grayish; tibiae and tarsi pale reddish; antennae darker.

Length 7 lines.

Resembles *T. analis* in its narrow and convex prothorax, but *inter alia* the elytra are broader at the base, and their apices scarcely emarginate.

*Tmesisternus pulvereus.*

*T. fuscus*, pube grisea vestitus; elytris oblongo-ovatis, obsolete bifasciatis, macula centro-basali glabra, nitida, apicibus oblique emarginatis.

*Hab.*—Dorey.

Differs from *T. agnatus* in its oblong-ovate elytra, and thin obliquely-emarginate apices; the femora are also less thickened, and the prothorax is very much broader, more depressed, and the sides from above look as if margined from their rather sudden deflexion. There is only a specimen of each species, the former apparently a male, the present, notwithstanding its broad prothorax, a female; it is not likely, therefore, that they belong to the same species.

Length 8 lines.

*Tmesisternus petechialis.*

*T. niger*, cinereo-irroratus; elytris fasciis irregularibus vel interruptis cinereis ornatis; antennis pedibusque brunneis.

*Hab.*—Kaioa.

Black, minutely pubescent generally; head and prothorax ashy, with a tinge of bluish, mesial groove on the former, and central line on the latter, with the edges of the punctures on both, glabrous, black; scutellum nearly round, ashy, black in the middle; elytra apparently speckled with ashy, the punctures being more or less ringed with black, an interrupted ashy band before the middle, another behind the middle, a third toward the apices, these bands with a little more black at their



edges than between them ; middle line of the body beneath glossy black, the sides ashy, spotted with black ; legs and antennæ dark brownish luteous.

Length 10 lines.

The legs in this species are unicolorous, which *inter alia* will distinguish it from the others of the ashy series.

*Tmesisternus torridus.*

*T. rufo-brunneus*, griseo-varius vel fasciatus ; elytris leviter costulatis, apicibus angulo externo producto.

*Hab.*—Gilolo, Batchian.

Light reddish, varied or banded with gray ; head with the mesial line and two lines behind each eye brown, the clypeus produced in the middle ; prothorax grayish, with three brown thinly pubescent stripes ; scutellum somewhat semicircular, brown with two gray stripes ; elytra with irregular large grayish patches, mostly confluent at the base, at the middle a broad V-shaped band, two arched bands below, the second much narrower and flexuous, the apices also grayish, each with the external angle produced, near the suture on each elytron three raised lines, the intermediate one the most prominent, especially posteriorly ; body beneath grayish spotted with brown, the central line glossy brown ; legs pale luteous, with the femora greenish, or the legs entirely bright luteous, thinly pubescent ; antennæ reddish-luteous.

Length 9-10 lines.

In this very distinct species the apex of the clypeus is so produced as to create a tolerably distinct emargination on each side, above which is an arched raised line which seems to be the edge of the clypeus itself ; the raised lines on the elytra occur also in a few other species, such as *T. marmoratus*, *T. vagus*, *T. herbaceus*, &c.

*Tmesisternus opalescens.* (Pl. XIX. fig. 3.)

*T. luteo-brunneus*, capite, prothorace medio excepto, elytrisque maculis fasciiformibus viridi-opalescentibus.

*Hab.*—Moluccas.

Luteous brown, varied or banded with a pale yellowish-green opalescent pubescence ; head opalescent, the mesial

groove with a slightly glabrous border; prothorax opalescent, the edges of the punctures and a broad longitudinal glabrous stripe on the disk excepted; scutellum semicircular, the middle glabrous; elytra mostly covered with an extremely delicate pubescence, an oblong glabrous patch on each side below the scutellum, midway between the base and middle a broad semicircular spot, and on each side directly below it another spot, behind the middle a semicircular band a little interrupted at the sides, between this and the apex another semicircular band, these spots and bands, as well as some indefinite patches at the base, composed of a dense opalescent pubescence; body beneath with a duller opalescent pubescence on the sides, spotted with luteous brown; legs and antennæ more luteous, with a delicate grayish pubescence.

Length 11 lines.

This handsome species is unfortunately unticketed, but from a certain resemblance in the disposition of its markings to *T. lotor*, it is probably from the Moluccas, Mr. Wallace thinks from Ceram. It is not only very distinct on account of its peculiar opalescence, but it is also remarkable on account of its scutellum, which is perfectly straight at the base, and not received into an emargination of the opposite part of the prothorax.

*Tmesisternus lotor.*

Pascoe, Proc. Ent. Soc. 1859, p. 84.

*T. fulvó-brunneus*; elytris plagis tribus ante medium, fascia post-mediana, fasciaque altera maculiformibus flavo-griseis; antennis pedibusque luteis, his subtilissime pubescentibus; genibus nigris.

*Hab.*—Batchian, Gilolo.

Dark fulvous, or fulvous brown; head and prothorax with a yellowish-gray pubescence, and with rather numerous punctures, the former with its mesial groove and a line below the eye glabrous, the central line on the prothorax glabrous and glossy; scutellum nearly round, pubescent; elytra minutely pubescent, reddish or yellowish-brown, between the base and middle a yellowish-gray spot, very variable as to size and form, sometimes extending up to the scutellum, and another spot below it on each side, behind the middle an arched band, and

near the apex another spot-formed band ; body beneath glossy reddish, the sides grayish pubescent and spotted ; antennæ and legs luteous, the tips of the femora black.

Length 6-10 lines.

The following is scarcely more than a subspecies of the present, differing principally in its darker coloration and more pubescent legs.

*Tmesisternus Mortyanus.*

*Ichthyosomus Mortyanus*, J. Thomson, Syst. Ceramb.  
p. 545.

*T. fuscescens* ; elytris basi fasciisque tribus griseis ; antennis pedibusque brunneis, his dense pubescentibus.

*Hab.*—Gilolo (and Morty.)

Dark brown, the markings grayish-white with a patch at the base of the elytra on each side, the legs closely covered with a grayish and much coarser pubescence, entirely concealing the black apex of the femora, except in the socket of the joint.

Length 10 lines.

*Tmesisternus lepidus.*

*T. fuscus*, subnitidus, pube subtilissima tectus ; elytris maculis distinctis sex et fascia præapicali flexuosa flavo-griseis ; antennis, tibiis, tarsisque luteis.

*Hab.*—Ceram.

Dark brown, subnitid, covered with a very delicate pubescence ; head pale yellowish, mesial line and a line on each side glabrous brown, the front and vertex with very few punctures ; prothorax sparingly punctured, a broad grayish-yellow pubescent stripe on each side, and below a very distinct brown subglabrous one ; scutellum delicately pubescent ; elytra with a large round spot on each at the base, another at the side before the middle, and a third at some distance behind it, midway between this and the apex a narrow flexuous band, the apex also dull grayish ; body beneath yellowish-gray, pubescent, spotted with brown, the middle glossy brown ; femora brown, finely pubescent ; antennæ, tibiæ and tarsi reddish luteous, the latter with a close gray pubescence.

Length 10 lines.

Allied to *T. lotor*, but with the arrangement of coloration more like *T. amœnus*.

*Tmesisternus amœnus.*

*T. niger*; capite prothoraceque cinereo-pubescentibus; elytris maculis magnis cinereis sex ornatis, apicibus vage cinereis; antennis tibiisque luteis.

*Hab.*—Ceram.

Black, minutely pubescent, the ashy portions formed by a stouter pubescence; head ashy, except the mesial groove and stripe behind the eye, lip with yellow hairs; prothorax ashy, the central and a broad stripe on each side black; scutellum transversely elliptical; elytra with a large ashy spot at the base on each side the scutellum, another at the side and directly before the middle, and an irregular squarish spot, nearly meeting its fellow at the suture between the middle and apex, the apices clouded with ashy white, which is not well defined anteriorly; body beneath glossy black in the middle, the sides and femora with an ashy pile; antennæ, tibiæ and tarsi luteous.

Length 8-9 lines.

*Tmesisternus plumbeus.*

*T. fuscus*, leviter cinereo-pubescentibus; elytris unicoloribus, fascia irregulari præapicali cinerea excepta; pedibus antennisque luteis.

*Hab.*—Makian.

Brown, covered with a very thin ashy pubescence, which with the derm gives a dark leaden hue to the whole upper surface, except that the head is more decidedly ashy, and a small irregular band near the apex is also ashy; body beneath ashy, the middle line glabrous, brown; antennæ and legs pure luteous.

Length 8 lines.

I was at first inclined to regard this species as a variety of the last, but in addition to the apparently decided differences of colour, there are also other slight variations in regard to puncturation, convexity, &c.

*Tmesisternus herbaceus.* (Pl. XIX. fig. 4.)

Pascoe, Journ. of Entom. i. 365.

*T. fusco-viridis*, nigro-varius; elytris maculis duabus albis pone medium externe notatis; femoribus tibiisque pallide viridibus, tarsis rufo-testaceis.

*Hab.*—Mysol, Waigiou, Dorey, Salwatty.

Brownish-green, varied or clouded with brown; head with a coarse grayish pubescence, absent on the mesial line; prothorax dark green, uniformly covered with a thin pubescence, coarsely punctured except in the middle; scutellum subquadrate; elytra greenish, especially at the base, and somewhat nitid, behind the middle and on each side near the outer margin a very distinct whitish spot, surrounded by dark brown which shades off into the green; body beneath glossy brown, the sides with a pale rose-coloured pile; femora and tibiæ pale green, tarsi reddish-testaceous; antennæ slender, setaceous, pale green, with the tips of the joints luteous, darker and less distinct towards the apex.

Length 5-6 lines.

A very distinct species.

*Tmesisternus intricatus.*

*T. viridi-brunneus*, pube grisea variegatus; prothorace, præsertim in medio, disperse punctato; elytris cuneatis ( $\sigma$ ), fasciis duabus posticis flexuosis.

*Hab.*—Mysol, Dorey.

Greenish-brown, or brown; head with a grayish pubescence, except on the mesial line; prothorax grayish, with three or five brownish stripes, a central and two lateral, the latter sometimes united, the disk with rather small dispersed punctures, especially towards the middle; scutellum subscutiform behind; elytra cuneate ( $\sigma$ ), with two indefinite series of gray spot-like bands, occupying the base and middle respectively, behind the middle two very zig-zag bands, and another at the apex; body beneath reddish-luteous, the sides with a grayish pile; femora and tibiæ pale greenish, tarsi yellowish; antennæ pale luteous, or more or less greenish.

Length  $5\frac{1}{2}$  lines.

The flexuous band, the absence of the glossy post-scutellar patch, and the more dispersed puncturation of the prothorax, will distinguish this from the two following.

*Tmesisternus griseus.*

*Ichthyosomus griseus*, J. Thomson, Syst. Ceramb. p. 546.

T. fuscus, griseo-irroratus; elytris in medio fascia arcuata fusca, griseo-marginata.

*Hab.*—Aru.

Dark brown, finely pubescent, speckled with gray; head and prothorax with a rather broad median glabrous stripe; scutellum slightly transverse; elytra nearly everywhere speckled with small irregular spots of gray and dark brown, the middle with an arched band of dark brown, bordered on both sides with a fine grayish line; body beneath and femora glossy brown, the sides of the former with a gray pubescence; tibiæ and tarsi reddish brown, with a grayish pile; antennæ brown.

Length 6 lines.

The dark median band bordered with gray, and the distinctly speckled elytra, differentiate this species from all others.

*Tmesisternus agrarius.*

T. fuscus, griseo-varius; prothorace vage quinque-vittato; elytris interrupte griseo-maculatis, fascia mediana arcuata fusca, fasciaque præapicali flexuosa grisea.

*Hab.*—Dorey, Saylee.

Dark brown, finely pubescent; head and prothorax sparingly punctured, the latter with five rather indistinct brownish almost glabrous stripes; scutellum transversely subquadrate; elytra irregularly spotted with gray, the spots more or less interrupted, especially at the base, an arched brown median band, bordered posteriorly with gray, towards the apex a smaller zig-zag gray band; body beneath dark brown, the sides with a grayish pubescence spotted with brown; femora dark green, tibiæ and tarsi light reddish, clothed with a gray pile; antennæ brown.

Length 6-8 lines.

In its coloration and somewhat narrow outline this species agrees with the following, but the gray markings are of a larger pattern and more broken up, the prothorax has five stripes, and the tibiæ are differently coloured.

*Tmesisternus marmoratus.*

Guérin, Voy. de la Coquille, p. 131, pl. vii. fig. 13.

*Ichthyosomus viridipes*, J. Thomson, Syst. Ceramb. p. 546.

*T. fuscus*, pube grisea variegatus; elytris macula centro-basali nigra nitida glabra, post medium fascia arcuata fusca; femoribus tibiisque pallide viridibus.

*Hab.*—Dorey, Saylee, Mysol.

Brown, more or less speckled and varied with gray; head and prothorax gray, the latter with three brownish stripes, and rather coarsely and irregularly punctured; scutellum somewhat quadrate, a little broader anteriorly: elytra with a large glabrous glossy black centro-basal spot, behind the middle an opaque curved band, and an irregular and smaller band near the apex in which are four grayish spots, the intermediate spaces speckled with gray; body beneath glossy black, the sides pubescent, grayish, and spotted with black; femora and tibiæ pale green, tarsi luteous; antennæ varying from pale greenish to greenish brown.

Length 6-8 lines.

This species is referred with a ? by M. Boisduval to his *T. distinctus*. The latter I have not seen, but from the very short description I should judge it to be different. *T. unipunctatus*, Guér. (*lib. cit.* p. 132) is a smaller species apparently very nearly allied to this.

*Tmesisternus vagus.*

*Ichthyosomus vagus*, J. Thomson, Syst. Ceramb. p. 546.

*T. fuscus*, pube grisea variegatus; prothorace irregulariter punctato; elytris vage griseo-quadrifasciatis; femoribus tibiisque pallide viridibus.

*Hab.*—Gilolo, Batchian, Kaioa.

Brown, or reddish brown varied with gray or ochraceous; head and prothorax grayish, the latter rather coarsely and generally punctured, a narrow brownish



stripe in the middle and a broader one on each side; scutellum subscutiform, rounded behind; elytra reddish-brown, more or less varied with gray, forming three, four or five indefinite bands, the two anterior connected at the sides and extending beyond the middle, the two or three posterior also more or less connected; body beneath glossy reddish brown, the sides grayish pubescent, spotted with brown; legs luteous, or the femora greenish in some examples; antennæ varying from luteous to greenish.

Length 6-8 lines.

This species differs from the last principally in the absence of the glossy post-scutellar patch.

*Tmesisternus villaris.*

*T. angustatus*, brunneus; prothorace trivittato; elytris griseis, vage brunneo-maculatis, maculis irregularibus, pone medium fascia arcuata brunnea, singulis costula subsuturali fere ad apicem currente.

*Hab.*—Dorey, Saylee.

Slender, subnitid, reddish-brown; head gray, pubescent, mesial line subglabrous; prothorax rather coarsely punctured, the median stripes rather indistinct, one at the side darker brown and continuous with another which occupies the base of the shoulder; the rest of the elytra, as far as the curved band behind the middle, gray with indefinite stripy spots, behind the band an indistinct grayish ring on each elytron, which, however, in some individuals appears to be broken up and lost in a mixture of the two colours; body beneath grayish at the sides, glossy brown in the middle; legs and antennæ reddish-luteous, finely pubescent.

Length 4 lines.

One of the smallest species, slightly resembling *T. marmoratus*.

*Tmesisternus obsoletus.*

*T. fuscus*, capite griseo; prothorace elytrisque sub-cervinis, his maculis trapeziformibus fuscis in seriebus tribus vage ordinatis.

*Hab.*—Aru.

Dark brown; head pubescent, gray, the mesial line with glossy brown glabrous edges; prothorax grayish pubescent above, varied with irregular dark brown spots below the disk; scutellum covered with a grayish pubescence; elytra subnitid, finely pubescent, grayish-fawn, divided longitudinally by trapezoid brownish spots which are disposed in four oblique series, forming obscure bands, the apical one nearly obsolete; body beneath glossy brown, grayish at the sides; legs brown, finely pubescent; antennæ brown.

Length 8 lines.

The name here adopted is the one it bears in the Museum of the Jardin des Plantes; this species also bears a certain resemblance to *T. marmoratus*, but the style of coloration is peculiar.

*Tmesisternus Thomsoni.*

*Ichthyosomus Dejeanii*, J. Thomson, Syst. Ceramb.  
p. 546 (*nec* Montrouzier).

*T. fuscus*, pubescens, fulvo-griseo- et fusco-varius, macula centro-basali magna glabra, deinde fascia arcuata, antice convexa, alba.

*Hab.*—Dorey.

Dark brown, pubescent, fulvous gray varied or spotted with brown; mesial line and stripe behind the eye glabrous, brown; prothorax with large rather scattered brown punctures, the central line narrow, glabrous; scutellum glabrous; elytra sparingly punctured, a large round glabrous centro-basal spot, immediately followed by a very distinct narrow arched white band with its convexity forwards, midway between this and the apex an indistinct band passing obliquely outwards and downwards, the intervals between the bands and apex indefinitely striped; body beneath, legs, and antennæ with a pale grayish pile, the middle of the abdomen and pectus glabrous, glossy brown.

Length 4 lines.

The name of this pretty little species I have changed, M. Montrouzier having anticipated Mr. Thomson by several years.

*Tmesisternus transversus.* (Pl. XIX. fig. 5.)

*T. fuscus*, pubescens, fulvo et fusco-varius, pone scutellum fascia lata transversa nitida, deinde fascia arcuata, postice convexa, ochracea.

*Hab.*—Aru.

Dark brown, pubescent, fulvous varied with brown; mesial line and stripe behind the eye glabrous, brown; prothorax with two brown stripes on each side, the disk with small distant punctures; scutellum pubescent; elytra sparingly punctured, a broad very glossy brown band behind the scutellum, and extending from side to side, behind this an arched ochraceous band with its convexity behind, midway between this and the apex an indistinct brown curved line, with small longitudinal markings in the intervals; body beneath, legs, and antennæ grayish, the body glabrous in the middle, and glossy brown.

Length 5 lines.

The glossy transverse band at the base of the elytra will at once distinguish this very marked species from *T. Thomsoni*, which has instead a large round spot; the arched band, moreover, has the curve in the opposite direction, and is further from the scutellum.

*Tmesisternus dissimilis.*

*T. pube cinerascenti tectus*; elytris paulo angustatis, maculis duabus albis distinctissimis singulis ad latera sitis.

*Hab.*—Saylee.

Covered with a grayish ashy pubescence; head almost entirely pubescent, the mesial groove obscurely marked; prothorax rather remotely punctured, no glabrous median stripe, a small black spot at the apex, and another at the base; scutellum slightly transverse; elytra rather narrow, two very distinct white spots on the side, the anterior, midway between the base and middle, oblong, directed downwards and forwards, the posterior, nearer the middle than the apex, ovoid, and nearly transverse, both bordered with dark brown, a smaller and indistinct spot near the suture below the second lateral spot, but at some distance from the apex; body beneath grayish, pubescent, except the middle line

and last abdominal segment, which are glossy brown ; femora and antennæ dull greenish ; tibiæ and tarsi dull luteous.

Length 7 lines.

A very distinct species, as is also the following.

*Tmesisternus avarus.*

*T. flavescens*, lateribus fusco-vittatis, elytris regione suturali brunnea vage limitata ; antennis pedibusque fulvo-brunneis.

*Hab.*—Key.

Pale grayish-yellow, middle of the elytra along the suture light reddish-brown, more or less spotted with grayish-yellow, the sides from the eye to near the apex of the elytra, but interrupted by two or three grayish-yellow spots on the latter, dark reddish-brown ; head with a very few small punctures, the pubescence extending close to the mesial line ; prothorax remotely punctured, the disk entirely pubescent ; scutellum round ; elytra rather convex, irregularly punctured, the punctures not larger at the base than at the apex ; body beneath glossy reddish-brown, the sides with a grayish pubescence, spotted with brown ; antennæ and legs light reddish-brown, with a thin grayish pile.

Length 7 lines.

*Tmesisternus hieroglyphicus.*

Blanchard, *Voy. au Pôle Sud*, iv. 286.

*T. fuscus*, cinerascens-pubescent ; elytris griseo-lineatis, præcipue duabus basalibus conjunctis V-formantibus, et una laterali obliqua, duabus alteris posticis, omnibus antice fusco-limbatis.

*Hab.*—Aru (and Triton Bay, New Guinea).

Dark brown, with an ashy pubescence ; head and prothorax ashy, the latter rather coarsely punctured, with a narrow central and two lateral brown stripes ; scutellum subscutiform, ashy in the middle ; elytra ashy, coarsely punctured, a white line from near the shoulder passing inwards and downwards to the suture, forming with its fellow a V-shaped mark, another oblique line external to the above, and passing downwards to the outer margin,

behind the middle two less distinct lines, the first forming an angle on each side, the other composed of four roundish spots; all the lines bordered anteriorly with dark brown; body beneath black, varied with gray at the sides; femora and tibiæ greenish, the tarsi luteous; antennæ greenish.

Length 7 lines.

*Tmesisternus contraversus.*

*T. pube grisea vel cervina tectus*; prothorace elytrisque lateribus vitta flexuosa rubro-fusca, his macula post-scutellari aliisque duabus lateralibus ornatis.

*Hab.*—Dorey, Aru, Amboyna.

Closely covered with a pubescence varying from gray or yellowish-gray to fawn; head and prothorax distantly punctured, the latter without any central stripe, but at the side a dark reddish-brown stripe, continuous with a flexuous one on the elytra; the latter with a triangular patch of the same colour behind the scutellum (sometimes much reduced) and two more on each side, one a little behind the middle, the other near the apex; all these dark patches more or less bordered with paler or clearer lines of gray or yellowish hue; scutellum transversely subelliptical, brown, the middle grayish; body beneath, except the middle line, with a grayish pubescence, the bases of the abdominal segments glabrous; legs covered with a fine grayish pile; antennæ darker.

Length 6-7 lines.

The fluxuous stripe on the sides of the prothorax and elytra seems to be a good differential character for this very distinct but somewhat variable species.

*Tmesisternus pleuristictus.*

*T. fuscus, griseo-varius*; prothorace elytrisque lateribus vitta rubro-fusca ornatis, maculis duabus griseis in vitta laterali sitis.

*Hab.*—Aru.

Dark brown, varied with gray or yellowish-gray; head with the mesial groove and line below each antenna glabrous, brown; prothorax rather remotely punctured, the central line narrow, a broad stripe on each side dark

brown; scutellum subscutiform; elytra irregularly seriate-punctate, each with three raised longitudinal lines, the disk varied with grayish, but distinctly separated from the broad dark brown stripe on each side, which is continuous with that of the prothorax, and having in it two very distinct large gray spots, at equal distances from each other and the base and apex; body beneath with a grayish pubescence, the middle of the pectus and a triangular space on each of the four basal abdominal segments glabrous, brown; legs and antennæ luteous, with a grayish pile.

Length 5 lines.

Also a very distinct species, although allied to the last; it is at once distinguished by the broad lateral stripe, on which are placed two large gray spots.

*Tmesisternus phaleratus.*

*Ichthyosomus phaleratus*, J. Thomson, Syst. Ceramb.  
p. 545.

T. brunneus; capite, prothorace, elytrisque vittis duabus latis griseo-pubescentibus ornatis.

*Hab.*—Morty.

Pale brownish, a light grayish pubescent stripe on each side of the vertex, diverging from its fellow and becoming broader as it passes over the prothorax and elytra, and terminates at the apex; body beneath with a thin grayish pubescence, absent from the central line; legs fulvous, the tips of the femora black; antennæ dull luteous.

Length 8-9 lines.

At once distinguished by its two broad stripes running from the eyes to the apices of the elytra.

*Tmesisternus speciosus.* (Pl. XIX. fig. 1).

T. luteus, pube fulvo-aurea tectus, dimidio basali elytrorum purpureo-nigro, nitido.

*Hab.*—Mysol.

Head luteous, nearly glabrous, shining; prothorax covered with a rich golden-yellow pubescence at the sides, the middle luteous, glabrous, two round black

spots anteriorly and in line with the eyes; scutellum small, luteous; elytra with the basal half glossy black, with a very slight purplish tint, without punctures, except three or four on each side at the base, and perfectly glabrous, the posterior half luteous, with a close golden-yellow pubescence and six black spots between the middle and apex; body and legs bright glossy luteous, the sides of the former with a yellowish pile; antennæ dark brown.

Length 8-9 lines.

The coloration of this handsome species is quite exceptional in the whole group.

*Tmesisternus conicicollis.*

*Apolia conicicollis*, J. Thomson, Syst. Ceramb. p. 34.

T. brunneo-viridis; capite prothoraceque pube fulva tectis; elytris subglabris, maculis elongatis griseo-pubescentibus ornatis.

*Hab.*—Aru.

Brownish green; head and prothorax covered with a tawny yellowish pubescence, the mesial line on the head and three stripes on the prothorax dark greenish; prothorax rather narrow and convex, and sparsely punctured; scutellum round; elytra rather short and convex above, mostly glabrous, with several oblong spots, composed of a gray pubescence, irregularly dispersed; body beneath and legs dark brown, with a close grayish pile; antennæ greenish or brownish.

Length 5 lines.

Mr. J. Thomson has founded his genus *Apolia* on this species, apparently because of its unarmed prothorax; the two lateral teeth are, however, present, and although very small, are perfectly distinct.

*Tmesisternus strigosus.*

T. fuscus, pube sordide-grisea tectus; prothorace lateraliter minute dentato; elytris paulo convexis, costulatis, apicibus oblique truncatis.

*Hab.*—Morty.

Dark brown, with a dull grayish pubescence; head and prothorax sparingly punctured, the latter rather convex;



with the anterior lateral tooth very small, the posterior obsolete; scutellum nearly semicircular; elytra convex, rounded at the side, the apices obliquely truncate, not emarginate, each elytron with five slightly elevated lines, which are more or less rugose or interrupted by punctures, the first and third lines connected behind and nearer the apex, the united line joining the fifth; body beneath glossy brown, the sides grayish pubescent; legs and antennæ brown, with a grayish pubescence.

Length 7 lines.

An obscurely coloured species, but very distinct; the pubescence in the intervals of the raised lines gives the elytra a striped appearance, which, however, may not be obvious in fresh examples.

*Tmesisternus agriloides.*

*T. angustatus*, fuscus, pube sordide grisea tectus; prothorace lateribus exceptis glabro, nitido, basi dilatata; elytris cuneiformibus, macula centrobasali glabra, nitida.

*Hab.*—New Guinea.

Slender, dark brown, covered with a very dull grayish pubescence; head sparsely punctured, the vertex nearly glabrous; prothorax rather closely punctured, impunctate on the central line, glabrous except at the sides, glossy brown, the base very considerably broader than the apex; scutellum transverse; elytra somewhat elongate, rather broad at the base, but gradually and rapidly narrowing towards the apex, a short raised line in the middle of each, a round glossy glabrous centro-basal spot, the rest dull grayish-brown, with faint traces at the sides of three or four oblique spots of a lighter colour; body beneath grayish pubescent, the central line glabrous glossy brown; femora greenish, their bases luteous; tibiæ, tarsi, and antennæ, which are very slender and longer than the body, dull luteous.

Length 7 lines.

I have only one specimen of this species, and this does not appear to be in its freshest state as regards pubescence, &c.; it can not be confounded with any but the following species.

TR. ENT. SOC. THIRD SERIES, VOL. III. PART V.—APRIL, 1868.

*Tmesisternus immitis.*

*T. angustatus*, fuscus, pube sordide grisea tectus; prothorace omnino pubescente, basi haud dilatata; elytris sub-cuneiformibus, macula centro-basali glabra, nitida.

*Hab.*—Mysol.

Closely resembling *T. agriloides*, but the elytra are more rounded towards the apex, and not so broad at the base; the prothorax shorter, the disk altogether pubescent, the sides only slightly broader posteriorly.

## SPHINGNOTUS.

*Sphingnotus*, Perroud, Ann. Soc. Linn. Lyon, ii. 410.

*Caput* magnum, exsertum, porrectum, antice valde transversum. *Oculi* profunde emarginati. *Antennae* corpore breviores, setaceae, basi valde distantes; scapo obconico, articulis tertio et quarto aequalibus, ceteris brevioribus. *Prothorax* brevis, transversus, lateraliter marginatus et bilobatus, infra marginem spinosus, apice truncatus, basi bisinuatus, lobo mediano truncato. *Elytra* postice sensim angustiora, basi lobata. *Femora* compressa; *tibice* validae; *tarsi* dilatati, antici breviores, postici articulo basali brevi, triangulari. *Pro- et meso-sterna* ut in *Tmesisterno*. *Abdomen* segmento ultimo apice inermi.

In M. Perroud's lengthened description and remarks on this genus, he has not said a word as to the reasons which induced him to separate it from *Tmesisternus*; but we infer from his *italics* that he was guided by the "entirely divided" eyes, the form of the prothorax, the lobed bases of the elytra, &c., and the non-clavate femora. The first character is not exactly correct, a connection between the two lobes really exists, and although the line of union is very narrow, it is very distinct; the other characters are good. The type, *S. mirabilis*, is sometimes divided in collections into two or more species; it would not be difficult to find characters for half-a-dozen, but characters do not make species, and I cannot satisfy myself that there is more than one. M. Perroud has, however, described two, which seem to be, and no doubt are, very distinct; and as the work in which they appear is not always at hand, I have given here the most essential of

their diagnostic characters, so far as I have been able to fix them from M. Perroud's long descriptions. The first—*S. insignis*—is supposed to be identical with *Ichthyosoma mirabile*, Montrouz. (*non* Boisd.), and is from San Christoval (the easternmost of the Salomon Islands). It is somewhat brassy green, the elytra have *five* bands, the humeral angles are produced into a sort of pad (*bourrelet*), the angles of their truncated apices are slightly spined, and each elytron has ten slightly "sulciform striæ" marked with one or two rows of punctures more or less coarse. The second—*S. Mniszechii*—is supposed to be from Amboyna, and ought to be in the collection of Count Mniszech, but is not. The head is glossy black, a little bronzed; the prothorax is a glossy greenish-black (*noir verdâtre*), between the two lateral lobes is a sharp tooth, which is not so large as the one below the margin; the elytra are also greenish-black, but with violet reflections, and three bands, the shoulders are prolonged into a sort of plate, and the external angle of their truncated apices is produced into a short sharp tooth, each elytron has ten striæ with the commencement of an eleventh near the scutellum. The labrum is said to hide the mandibles; this, if *strictly* correct, would be very remarkable.

Mr. Wallace tells me of another species from Dorey in the possession of Dr. Mohucke, "green with bands of dead gold." With regard to the new species described below, it is not only obviously very distinct from any of the above, but, in its coloration, it is quite different from any other in the whole sub-family, and is as large as the largest specimen of *S. mirabilis*.

*Sphingnotus mirabilis.*

*Tmesisternus mirabilis*, Boisduval, Voy. de l'Astrol. ii. 468, pl. viii. fig. 5.

*S. nitidissimus*, cyaneus, viridis, vel æneo-viridis; prothorace utrinque unidentato; elytris haud sulcatis, albo-bifasciatis, apicibus truncatis, extus breviter mucronatis.

*Hab.*—Mysol, Ceram, Waigiou, Dorey, Aru.

Dark blue, green, or brassy-green, the head and prothorax blue, violet, purple, or coppery, but always

very glossy and metallic; head scarcely punctured, and with very little pubescence; prothorax with a broad central glabrous ridge, a few coarse punctures on each side, and a short patchy pubescence; scutellum rounded from the base, white, with more or less of the centre glabrous; elytra with very small scattered punctures disappearing posteriorly, entirely glabrous, except two or sometimes three pure white pubescent bands, the first a little before the middle, the second at a greater distance behind, the third always spotty or often entirely absent, midway towards the apex, the latter truncate, with the external angle slightly mucronate; body beneath varying from the most brilliant blue to coppery, very glossy and impunctate, the four basal abdominal segments marked on each side with two pubescent generally whitish spots; femora blue, finely punctured, and with a delicate pubescence; tibiæ blue at the base, the lower two-thirds covered with rich brownish-orange hairs; tarsi blue, with a whitish pubescence; antennæ blue, finely pubescent.

Length 9-16 lines.

*Sphingnotus Dunningi.* (Pl. XVIII. fig. 4.)

*S. nitidissimus*, æneus, supra maculis numerosis albescentibus ornatus; elytris leviter sulcatis, apicibus truncatis, extus valde mucronatis.

*Hab.*—Batchian.

Brassy and very glossy, with numerous small very distinct whitish spots above, composed of short hairs arising from depressions in the derm, otherwise glabrous; head with several scattered punctures; prothorax with a broad glabrous impunctate space in the centre, the sides with coarse scattered spots; scutellum scutiform, brassy, the two basal angles covered with white hairs; elytra slightly sulcate, the spots lying in the sulci, the intervals with small scattered punctures, the apices truncate, with the external angle strongly mucronate; body beneath dark brassy, with irregular patches of grayish pubescence at the sides; legs brassy, with a thin grayish pubescence, the lower and outer edges of the tibiæ with dull orange hairs; tarsi with a whitish pubescence; antennæ brassy, slightly pubescent.

Length 16 lines.

In my specimen, which I believe is unique, the spots on the elytra are somewhat irregularly interrupted trans-

versely, the principal break occurring at about the middle, another between this and the apex, and another nearer the base; they will probably be found to vary.

This magnificent insect I have the pleasure of dedicating to our Secretary, Mr. Dunning, to whose care and attention in revising this work while passing through the press I am deeply indebted.

## PASCOEA.

*Pascoëa*, White, Cat. Longic. Brit. Mus. p. 340.

*Caput* mediocre, exsertum, porrectum, pone oculos valde constrictum, ♂ genis dilatatis et in laminam productis. *Oculi* profunde emarginati, fere frontales. *Antennæ* corpori subæquales, ♀ vix breviores, graciles; articulis tertio et quarto æqualibus, scapo paulo longioribus; cæteris brevioribus. *Prothorax* brevis, ♂ capite angustior, lateribus marginatus et præsertim in ♂ bilobatus, infra marginem spinosus, apice truncatus, basi basinuatus, lobo mediano truncato. *Elytra* tenuiora, postice sensim decrescentia, basi lobata. *Pedes* elongati, graciles; *femora* compressa; *tibice* subattenuatæ; *tarsi* postici articulo basali angustato, duobus sequentibus simul sumptis æquali. *Pro-* et *meso-sterna* ut in *Tmesisterno*. *Abdomen* segmento ultimo apice inermi.

The peculiarly formed head of the male in this genus is unexampled among the *Longicornia*. Owing to the dilatation of the cheeks behind the eyes, the latter organs are placed in front, or rather, in relation to its position, on the upper surface of the head.

In *Henicodes*,\* a genus of this sub-family from New

\* This genus, proposed (as *Enicodes*) by Mr. G. R. Gray, in Griffith's translation of Cuvier (Insects, ii. 117), has, so far as I am aware, never been described. The following are its characters:—

## HENICODES.

*Caput* usque ad oculos insertum, dilatatum, brevissimum. *Oculi* divisi, tenuissime granulati, lobo inferiore ad orem approximato. *Antennæ* setaceæ, basi distantes, paulo ante oculos insertæ, articulo tertio scapo longiore, cæteris gradatim brevioribus. *Prothorax* cylindricus, lateraliter inermis, apice et basi truncatus. *Elytra* elongata, præsertim in ♂, et ad apices in eandem producta. *Pedes* breviusculi, graciles. *Coxæ* anticæ et intermediæ distantes. *Pro-* et *meso-sterna* lata, deplanata, latissime truncata. *Abdomen* segmento ultimo late emarginato.

Caledonia, the head of the male is, it is true, even more dilated, although not in every individual; but the dilatation occurs in the very centre of the eye, thrusting away the lower lobe, which thus becomes completely separated from the upper. In *Tapeina*, a very anomalous genus of this family, the head of the male is broadly dilated in front, the eye and the base of the antennæ being placed behind the dilatation, the eye however showing a little of its upper lobe above and of its lower lobe below.\* This remarkable type of structure is also found in other families of *Coleoptera*, and where we should perhaps least expect to see it, as *e. g.* in *Acropis* among the *Colydiidæ*, in *Apogenia* † among the *Cissidæ*, and in *Zygænodes* among the *Anthribidæ*; its most remarkable development occurs however in the Dipterous genera *Diopsis* and *Elaphomyia*.

In the female the head of *Pascoea* is like *Sphingnotus*, but strongly narrowed behind the eyes. The only species known was first detected by Madame Ida Pfeiffer in Ceram, where it is found on the trunks of fallen trees.

*Pascoea Idæ.* (Pl. XIX. fig. 6.)

White, Cat. Longic. Brit. Mus. p. 341, pl. viii. fig. 5.

*P. nigra*; elytris metallico-viridescenti-nigris, sulcatis, sulcis maculis albo-pilosis, fascias quatuor formantibus.

*Hab.*—Ceram, Amboyna.

Black; head shining, nearly glabrous, coarsely punctured, a white hairy line behind each eye; prothorax with a smooth central line, the sides coarsely punctured; scutellum transverse, rounded behind; elytra narrow, tapering posteriorly, bright metallic black with a tint of green, punctato-sulcate, the grooves with short lines of white hairs so arranged as to form four bands, apices emarginate, the outer angle strongly mucronate; body beneath glossy black, the sides slightly pubescent; legs black, the lower half of the tibiæ covered with yellowish rusty hairs.

Length 11-13 lines.

\* M. J. Thomson describes the eyes of the male as being entire; his figures however show the reverse. See Arch. Ent. i. 41, pl. vii.

† I propose to substitute *Apogenia* for *Pterogenia*, which has been previously used. The genus has long stood in my collection under the name *Apogenia*.



The figure given by Mr. White was taken from an inferior example, and scarcely does justice to this remarkable insect; I have, therefore, thought it desirable to give a representation of one of Mr. Wallace's magnificent specimens.

## POLYXO.

*Polyxo*, J. Thomson, Syst. Ceramb. p. 32.

Characteres ut in *Tmesisterno*, sed *prothorax* lateraliter marginatus, infra marginem dente minuto armatus.

The first four species described below are entirely homogeneous, but the remainder, except for the character of the prothorax, seem more related to *Tmesisternus*. Only one of these, judging from my specimens, has the broadly dilated prothorax of these typical species, but the whole show the margination which differentiates the genus.

§ *Prothorax* very broad and much dilated at the sides. Middle of the head and prothorax, and large centro-basal spot on the elytra, glabrous, glossy brown, and impunctate.

*Polyxo viridescens*.

J. Thomson, Syst. Ceramb. p. 32.

*P. fusca*, grisescenti-pubescentis; scutello transversim ovato, apice subacuto; elytris subtiliter sparsim punctatis, apicibus emarginatis; antennis, tibiis, tarsisque rufescentibus.

*Hab.*—Ceram, Amboyna, Dorey.

Dark brown, with a short rather close grayish pubescence, here and there the pubescence denser, causing a variation of colour; scutellum transversely ovate, the apex a little produced; punctures on the elytra small, very few and scattered, centro-basal patch not surrounded with grayish spots, apices broadly emarginate; body beneath dark brown, very glossy, the sides with a grayish pile; antennæ, bases of the femora, tibiæ and tarsi pale fulvous red.

Length 9-11 lines.



In one of my specimens the pubescence is somewhat ashy, and in parts of a beautiful glaucous blue, indistinctly representing three oblique bands; a smaller one from Dorey is much worn—nearly glabrous in fact—but it apparently belongs to this species.

*Polyxo superans.*

*P. fusca*, grisescenti-pubescentis; scutello transverso, fere semicirculari; elytris subtilissime sparsim punctatis, apicibus truncatis; tibiis anticis et intermediis cuprescentibus; antennis pallide brunneis.

*Hab.*—Waigiou.

Dark brown, with a short grayish pubescence; head with an oblong longitudinal fossa between the eyes, the face and cheeks with scattered punctures; prothorax irregularly punctured, the central glossy patch rather narrow; scutellum transverse, nearly semicircular; elytra much broader at the base than the prothorax, with a few minute scattered punctures, the centro-basal patch surrounded with small grayish spots formed by a denser pubescence, two or three more or less imperfect bands made up of the same kind of spots behind the middle, apices subtruncate; body beneath and femora glossy black, the sides of the former with patches of grayish pubescence which are themselves varied with glabrous spots; anterior and intermediate tibiæ with a coppery tinge; antennæ pale brown.

Length 13 lines.

Differs from the preceding and following, *inter alia*, in the shape of the scutellum, and in the finer punctures and the truncate apices of the elytra.

*Polyxo patricia.*

*Polyxo patricius*, J. Thomson, Syst. Ceramb. p. 545.

*P. fusca*, grisescenti-pubescentis; scutello subtransverso, lateribus parallelis, apice subacuto; elytris subtiliter et sparsim punctatis, apicibus truncato-emarginatis.

*Hab.*—Amboyna, Aru.

This species is particularly distinguished from the two former by the scutellum, which is slightly transverse,

parallel at the sides, its apex ending in a small central point, and by the form of the apices of the elytra, which are truncate on the sutural half and emarginate on the outside; the centro-basal patch is also surrounded by small grayish spots, but these, as well as the bands, depending on greater density of pubescence, are not to be relied on for specific characters.

*Polyxo lictoria.* (Pl. XIX. fig. 8.)

*P. fusca*; scutello subrotundato; elytris flavescenti-fasciatis, apicibus truncato-emarginatis.

*Hab.*—Ceram.

Dark brown, very finely pubescent, with pale yellowish markings composed of a stouter pubescence; head slightly spotted with white, very remotely punctured; prothorax with a very narrow elevated lateral border, irregularly speckled with yellowish at the sides, the punctures scattered, but absent in the centre; scutellum slightly transverse, nearly round; elytra not broader at the base than the prothorax, finely and sparsely punctured, two broad yellowish bands dividing them into three nearly equal portions, an imperfect band at the base, and another near the apex, which is also covered with a short yellowish pubescence; body beneath glossy brown, the sides sprinkled with yellowish; femora dark brown, tibiæ and antennæ light reddish-brown, the tarsi covered with a grayish pubescence.

Length 11 lines.

In one of my specimens the basal and præapical bands are nearly obliterated; it is a very distinct species.

§§ *Prothorax* slightly (♂) or not at all (♀) dilated at the sides. Upper surface uninterruptedly pubescent.

*Polyxo flexuosa.*

? *Tmesisternus adpersus*, Blanchard, Voy. au Pôle Sud, iv. 279, pl. xvi. fig. 18.

*P. fusca*; prothorace antice in medio linea longitudinali fere obsoleta (♀); elytris modice costulatis, fasciis flexuosis cinereis.

*Hab.*—Dorey.

Dark brown, pubescence dull and opaque; head with six fulvous-rose spots, four in front and two on the cheeks; prothorax grayish-brown, mottled with dark brown, coarsely punctured, a slightly elevated line in the middle anteriorly in the male, less marked in the female; elytra less strongly punctured than the prothorax, each with six slightly raised lines, two of which are a little more prominent than the others, three or four narrow waved ashy bands, the basal one indefinite and more or less broken up and divided; body beneath and legs ashy, speckled with pale brown; antennæ reddish-brown.

Length 9 lines.

The male of this species has the prothorax much less dilated than any of the preceding, and the female shows little more than a rough line on each side. M. Blanchard's figure of *Tmesisternus adpersus* agrees tolerably well with *P. flexuosa*, but his description does not.

The following is referred to *Polyxo*, from its evident affinity to the present species, but all traces of a marginate side to the prothorax have disappeared.

*Polyxo sulcatipennis.*

*Tmesisternus sulcatipennis*, Blanchard, Voy. au Pôle Sud, iv. 281, pl. xvi. fig. 18.

*P. fusca*, prothorace in medio linea elevata longitudinali instructo (♂); elytris costulatis, fasciis flexuosis griseis.

*Hab.*—Aru (and Triton Bay, New Guinea).

Dark brown, pubescence dull and opaque; head with two stripes between the eyes and a patch on the cheek fulvous-rose; prothorax brownish-gray, thickly punctured, the middle with an elevated longitudinal line; elytra with about six longitudinal raised lines on each, three of them strongly marked, three waved bands, one before the middle, the other two behind, the former dividing on each side; body beneath and legs with a grayish pile speckled with brown, middle of the abdomen glossy black; antennæ brown.

Length 9 lines.

*Polyxo biarcifera.*

*Tmesisternus biarciferus*, Blanchard, Voy. au Pôle Sud, iv. 280, pl. xvi. fig. 12.

*P. fusca*; elytris subcostulatis, singulis linea grisea crenato-triangulari.

*Hab.*—Saylee (and Triton Bay, New Guinea).

Dark brown, very dull and opaque; head with six fulvous-rose spots, four in front and one on each cheek; prothorax dull brown, coarsely punctured; elytra seriate-punctate, the intervals between the rows very slightly raised, each elytron with a narrow grayish line, beginning behind the shoulder, passing obliquely inwards to the suture, then curving backwards, and running to the outer margin a little behind the middle; body beneath and legs dull ashy, speckled with pale brown; antennæ pitchy.

Length  $7\frac{1}{2}$  lines.

Distinguished by the two arched lines of the elytra; in my specimen there is a smaller and almost obsolete line, within the other, but towards the margin.

*Polyxo septempunctata.*

*Tmesisternus septempunctatus*, Boisduval, Voy. de l'Astrol. ii. 470, pl. ix. fig. 16.

*P. supra fusco-griseo-pubescentis*; elytris subcostulatis, guttis septem vel novem pallide ochraceis ornatis.

*Hab.*—Dorey.

Closely covered above with a brownish-gray pubescence; head with six fulvous-rose spots, four in front and one on each cheek, the two upper duller than the others; prothorax with a narrow raised line anteriorly, closely punctured; elytra seriate-punctate, the intervals slightly raised, principally at the base, each elytron with three or four very distinct round buff-coloured spots, and one common to both a little behind the middle; body beneath and legs gray, speckled with pale brown; antennæ reddish-brown, with a grayish pile.

Length 9 lines.

## ARRHENOTUS.

*Arrhenotus*, Pascoe, Trans. Ent. Soc., Ser. 2, iv. 242.

*Caput* parvum, porrectum, clypeo rotundato. *Oculi* profundo emarginati. *Antennæ* graciles, corpore longiores (♂); scapo subfusiformi; articulo tertio multo longiore; quarto præcedenti fere æquali; cæteris brevioribus. *Prothorax* transversus, dilatatus (♂), marginatus, infra marginem inermis. *Elytra* subdepressa, apicem versus paulo angustiora, basi sublobata, humeris rotundatis, apicibus emarginatis. *Pedes* breviusculi, æquales; *femora* fusiformia; *tarsi* subdilata. *Sterna* ut in *Tmesisterno*. *Abdomen* segmento ultimo inermi.

The prothorax is dilated and margined at the sides in this genus as in *Sphingnotus*, *Polyxo*, and *Elais*, but it is not spined below the margin, and in this respect it agrees with *Mneside*, which again, is a stouter form than *Arrhenotus*, with shorter antennæ, the third and fourth joints of which are not longer than the scape. The females have the prothorax only very feebly margined; in the males, even of the same species, it varies considerably in breadth. The genus was originally characterized from a female specimen, and was separated chiefly on account of its slender antennæ and generally weaker figure; continued additions to the *Tmesisterninæ* induced me to unite it to *Tmesisternus* as one of its aberrant forms, but as most of these have been since described by M. J. Thomson, I return to my first idea. *Arrhenotus Wallacei*, unlike the *Tmesisterni*, delights in the hot sunshine.

*Arrhenotus Wallacei*.

Pascoe, l. c., pl. xxv. fig. 1.

A. fuscus, flavo-varius; clytris maculis numerosis aureis distinctissimis ornatis, apicibus mucronibus duobus æqualibus terminatis.

*Hab.*—Macassar.

Dark brown, slightly shining; head and prothorax with a golden yellow pubescence, marked with three blackish stripes, the central one glabrous; scutellum semicircular, golden, with a central blackish stripe; elytra with numerous very distinct golden yellow spots, not meeting at

the suture, their apices bimucronate; body beneath with a dull yellowish pubescence, the central line glossy brown; legs brownish-luteous, finely pubescent; antennæ brownish.

Length 6-7 lines.

In one of my specimens the golden-yellow is replaced by sulphur-yellow inclining to greenish. This species is found on dead twigs.

*Arrhenotus rufipes.*

*Tmesisternus rufipes*, Blanchard, Voy. au Pôle Sud, iv. 287, pl. xvi. fig. 13.

A. testaceo brunneus, vage flavo vittatus et maculatus; elytrorum apicibus mucrone externo longiore.

*Hab.*—Aru, Dorey, Morty, Key, Batchian, Kaioa.

Testaceous brown, slightly shining, with vaguely limited stripes of pale yellowish or ochraceous pubescence, the stripes sometimes more or less broken up into spots which are often contiguous, sometimes a larger spot behind the scutellum, either very distinctly pubescent, passing into it gradually, or absent altogether; elytra less elongate than in *A. Wallacei*, only the outer apical mucro well marked, the inner consisting merely of the sutural angle; body beneath pubescent at the sides, varying from ashy to yellow, the central line very glossy; legs clear yellow or greenish yellow, often tinged with reddish, in none of my examples pubescent (or only very finely so), except on the lower part of the tibiæ and tarsi.

Length 5-7 lines.

From the coloration I expected to make out three species of what, on a careful examination, I can now only regard as one. The breadth of the prothorax in the male varies considerably; on the anterior lobe the surface is finely and obliquely corrugated.

MNESIDE.

*Mneside*, J. Thomson, Syst. Ceramb. p. 324.

*Caput* porrectum, antice transversum. *Oculi* mediocres, tenue granulati. *Antennæ* corpore breviores,



basi distantes, articulo tertio scapo paulo longiore, cæteris gradatim decrescentibus. *Prothorax* transversus, antice paulo rotundatus, lateribus expansus, marginibus crenulatis. *Elytra* ad basin prothorace vix latiora, spina infra-marginali nulla, apicem versus gradatim angustata, humeris prominulis. *Pedes* sub-æquales; *femora* clavata; *tibiæ* breviusculæ; *tarsi* æquales. *Pro-* et *meso-sterna* ut in *Tmesisterno*.

In its broad prothorax this genus resembles *Elais*, but its apex is not emarginate, and its legs are shorter and nearly equal in length. M. J. Thomson compares it to *Craspedoderus*,\* which has coarsely faceted eyes, an exception in its sub-family. In one of my specimens the prothorax is just as it is described by M. Thomson; in the other it is nearly straight without any rounding anteriorly; in the former the margins of the prothorax are set with small black granulations, giving them a sort of crenulated appearance.

*Mneside venata.*

J. Thomson, Syst. Ceramb. p. 324.

M. flavo-pubescentis; elytris lineis angustis longitudinalibus et transversis brunneis ornatis.

*Hab.*—Flores.

\* This genus is not represented in Mr. Wallace's collection. M. J. Thomson does not mention the habitat of the only species belonging to it. It will perhaps be useful to reproduce his description from Syst. Ceramb. p. 33.

“CRASPEDODERUS, THOMSON N. G.

“♂ Oculi grossi; antennæ 11- articulatæ, corpore vix longiores, artic. 3<sup>o</sup> sequente vix longiore, 4<sup>o</sup> paulo arcuato, cæteris decrescentibus; prothorax marginatus, transversus, lateraliter ante medium productus et rotundatus, elytris latior, deinde usque ad basin constrictus; elytra a basi usque ad apicem gradatim attenuata, basi transversim paulo clavata, apice valdè lunata et bispinosa; prosterni appendix lamini-formis; mesosterni appendix valdè producta; abdominis segmentum ultimum apice lunatum; acetab. antica vix extus angulata; pedes mediocriter robusti.

“Type: *Craspedoderus dilaticollis*, Thomson.

“Long. 13 Mill; Lat. 4 Mill.

“Brunneus, pube flavo-viridescente tectus; antennæ brunneæ, articulis 4<sup>o</sup>-11<sup>o</sup> basi flavo-annulatis; prothorax sub pubem punctatus; elytra sub pubem autem punctata, carinis longitudinalibus 4 obsolete instructa; ante apicem fasciis 2 brunneis parvis transversis ornata; pedes brunnei.”



Covered with a dull yellowish pubescence; head and prothorax finely punctured, the former sparingly rufous-brown, striped or spotted with dull yellowish; scutellum transversely sub-elliptical; elytra with numerous small punctures, each with five longitudinal reddish-brown narrow lines, crossed at right angles by other lines, the apices emarginate, each angle produced; the middle of the pectus and abdomen glabrous, reddish-brown, the sides, legs, and antennæ covered with a grayish pile.

Length 7-9 lines.

The disposition of the coloration gives this species a remarkably tessellated appearance.

#### ELAIS.

*Elais*, J. Thomson, Syst. Ceramb. p. 32.

*Caput* porrectum, depressum, antice transversum, brevissimum. *Oculi* profunde emarginati. *Antennæ* setaceæ, corpore longiores; scapo apicem versus crassiore; articulo tertio scapo æquali; quarto curvato et tertio longiore, cæteris multo brevioribus. *Prothorax* subplanatus, lateraliter dilatatus, et marginatus (♂), infra marginem spinosus, apice valde sinuatus (♂), vel truncatus (♀), basi bisinuatus, lobo mediano emarginato. *Elytra* convexa, apicem versus gradatim angustata, basi lobata, humeris dentatis. *Pedes* elongati, crescentes; *femora* fusiformia, in fœminis crassiora; *tibiæ* graciles; *tarsi* modice dilatati. *Sterna* ut in *Tmesisterno*. *Abdomen* segmento ultimo inermi.

The male of the only species at present composing this genus has a habit quite distinct from *Tmesisternus*, and in its longer and slender legs makes an approach to *Urocalymma*.\* The female has stouter legs (but scarcely shorter than the male †), much thicker femora, and a prothorax more resembling the ordinary *Tmesisterni*. From this sex I made my original description, the male

\* I have recently received a specimen of *Urocalymma* from Labuan, sent by Mr. De Crespigny. Hitherto the genus, which is identical with *Homonæa*, Newman, has been considered to be confined to the Philippine Islands.

† M. J. Thomson describes the feet of the female as short.

being then unknown in our collections. The prothorax of the male varies much in breadth, as is usually the case in exceptional dilatations or projections of parts, but it is strongly and broadly sinuated at the apex, its anterior angles a little rounded, and then dilating into what may be called a broad lobe, which, in the female, is replaced by a stout tooth; at about midway a notch occurs, but only in the male, and directly below this notch is the infra-marginal spine; from the middle the sides of the prothorax are slightly narrowed to the base.

*Elaïs exarata.* (Pl. XIX. fig. 7.)

*Tmesisternus exaratus*, Pascoe, Journ. of Ent. i. 364.

*Elaïs thoracica*, J. Thomson, Syst. Ceramb. p. 32.

*E. chalceo-fusca*, pube grisea maculata; elytris fortiter sulcatis.

*Hab.*—Aru.

Dark bronze-brown, more or less spotted with grayish; head finely pubescent; prothorax pubescent at the sides, the central line glabrous, very distinct; elytra strongly grooved, the intervals between the grooves forming elevated glossy lines, two or three of which are united on the middle before reaching the apex, the grooves with oblong or linear spots of grayish or ochraceous tomentum, the most densely tomentose spots forming two irregular and interrupted bands, one before and the other behind the middle, the apices truncate, the external angle with a long spine; body beneath glossy brown, a single grayish spot on each side of each abdominal segment except the last; legs and antennæ brown, slightly pubescent.

Length 9-10 lines.

The deeply-grooved elytra, each groove filled with a slender line of pale grayish pubescence, contribute to make this species one of the best marked of its subfamily.

## CERAMBYCIDÆ.

The remainder of this work, including the *Cerambycidae* and *Prionidae*, will be arranged almost entirely after the method of Prof. Lacordaire, recently published in the eighth volume of his "Genera," so far as it goes in the treatment of the former family. The illustrious author, returning to the old plan, commences his arrangement with the *Prionidae*, and ends with the *Lamiidae*: the *Lepturidae*, after Dr. Leconte, who in this matter has been followed by M. James Thomson\* and myself, being considered a simple group of *Cerambycidae*. Having begun with the *Lamiidae*, it will here be necessary to take the *Cerambycidae* before the *Prionidae*.

As all interested in the subject will be in possession of M. Lacordaire's volume, it will be unnecessary to do more here than to show how it is proposed to deal with his arrangement in applying it to the remainder of the present work. As in the preceding volumes of the "Genera" M. Lacordaire makes several subordinate divisions between the "sub-family" and the genus, such as tribes, legions, cohorts, &c.; on these I do not propose to enter, as they are mostly merely names designating the different stages of a dichotomous classification. His "*groupes*," however, are truly natural so far as our knowledge of the species extends, and the grave difficulties of the subject admit, and these "*groupes*" become in our arrangement, sub-families.

Four remarkable genera, having scarcely anything in common, except two of them, are first separated as "Legion 1." None of these belong to the Malayan fauna. The true *Cerambycidae*,—"Legion 2"—includes two cohorts. The first "*Cerambycides vrais sylvains*" are solely distinguished by the intercoxal process being in the form of an "elongate triangle, more or less acute, very rarely short." This cohort exhausts the eighth volume, and it will take a large part of the ninth to complete it. The work being in this respect unfinished,

\* "Essai," &c., p. 331. The "*Lepturitæ*" formed one of the then "Legions" of *Cerambycidae*. In the "Systema" they once more constitute a "tribe" equivalent to the *Cerambycidae*.

I can only avail myself of it, so far as tabular sub-families is concerned, by taking that portion already published. Fortunately this can be done without any breach of continuity, as it were, Mr. I having at once proceeded to divide his cohort into sections—one with strongly, the other with finely punctate eyes. Confining ourselves, therefore, to the first section, we find in it twenty-four sub-families, seven of these are represented in Mr. Wallace's classification, which may be thrown into the following table, mostly adapted from M. Lacordaire's.

1. Eyes strongly granulate.

Intermediate cotyloid cavities open externally

Labium corneous ..... CEMINÆ.

Labium membranous.

Prosternum truncate behind . CERAMBY

Prosternum rounded behind . HESPERO

Intermediate cotyloid cavities closed in.

First abdominal segment of normal size.

Anterior cotyloid cavities open behind.

Antennæ spinous ..... PHORACA

Antennæ unarmed ..... CALLIDIO

Anterior cotyloid cavities closed

behind ..... STRONGY

First abdominal segment very large in the female, the others

abnormal ..... OBRINÆ.

CEMINÆ.

The introduction of *Xystrocera* into this section rather tends to mar what otherwise would be a natural group. It is the only genus represented in Australia, all the others belonging to America and Tropical Asia. The principal characters are the corneous labium, the slightly projecting horizontal and vertical in front, with large eyes and short feeble and contiguous antennary tubercles; the anterior and intermediate coxæ large, and generally inserted, the anterior cotyloid cavities open behind, the intermediate externally. They are generally

structure and pale yellowish or brownish colour.\* Five † genera out of fourteen are represented in the Malayan fauna.

Genera.

Antennæ unarmed.

Intermediate coxæ contiguous.

Eyes normal ..... *Noserius*, Pasc.

Eyes divided ..... *Tetraommatus*, Perr.

Intermediate coxæ not con-

tiguous ..... *Hyphus*, Lacord.

Antennæ rough, the scape spined *Xystrocera*, Serv.

NOSERIUS.

*Noserius*, Pascoe, Trans. Ent. Soc., ser. 2, iv. 95; ‡  
Lacordaire, Gen. viii. 219.

*Caput* antice breve, porrectum, postice angustius.

*Oculi* magni, supra emarginati. *Antennæ* setaceæ, corpore longiores, basi distantes; scapo breviusculo, articulo secundo brevi, tertio et quarto longissimis, sequentibus paulo decrescentibus. *Prothorax* depressus, transversus, basi lobatus. *Elytra* elongata, subangusta, apicibus paulo acuminatis. *Pedes* debiles, antici breviores; *femora* compressa; *tibiæ* rectæ; *tarsi* postici et intermedii articulo basali elongato. *Coxæ* anticæ et intermediæ eductæ, contiguous. *Abdomen* molle, segmentis æqualibus.

The males appear to have narrower elytra, and nearly cylindrical abdomens; in the females the latter are more triangular. There is a very distinct tubercle on each side of the prothorax in *N. tibialis*, and it is also present although much less distinctly in *N. ignavus*. In *N. ovatipennis* the tubercle is replaced by a broad, but very slight and scarcely more than perceptible prominence. The antennary tubercles form an almost continuous projection across the front.

\* The palpi in most of the genera of *Cerambycidae* have the last joint more or less triangular.

† One of these (*Comusia*, Thoms.) is not in Mr. Wallace's collection, its species (*obrioides*) is a rather large insect, of a pale and livid testaceous, with a clear brownish-black band near the middle of the elytra. It is unknown to me, but M. Lacordaire says that it is as different as possible from an *Obrium*.

‡ Dr. Leconte has subsequently published a genus which he has named "*Noserus*."

*Noserius tibialis.*

Pascoe, l. c., pl. xxiii. fig. 4.

*N. testaceus*; antennis, articulo basali excepto, tibiisque fuscis; prothorace utrinque minute tuberculato; elytris fere parallelis.

*Hab.*—Sarawak, Singapore.

Testaceous, finely pubescent; antennæ, except the scape, and tibiæ blackish-brown; apices of the femora pitchy, base of the first joint of the tarsi brownish; head and prothorax impunctate, the latter with a short tooth-like tubercle on each side; elytra finely punctured at the base, the apices taken together rounded, the sides nearly parallel; body beneath, fulvo-testaceous, pubescent.

Length 5-9 lines.

*Noserius ovatipennis.*

*N. rufo-brunneus*, pube grisea tectus; antennis pedibusque testaceis, femoribus apice infuscatis; elytris lateribus leviter rotundatis.

*Hab.*—Sarawak.

Reddish-brown, covered with a short grayish pubescence; head impunctate, upper lip testaceous; prothorax with few punctures, slightly bulging at the sides, but no tubercle; scutellum rounded; elytra impunctate, faintly marked with a few elevated lines, the sides slightly rounded, the widest part about two-thirds from the base, the apex of each acuminate; body beneath, pale pitchy, sparsely pubescent; legs bright testaceous; the apices of the femora, the posterior almost entirely, except at the base, pitchy; antennæ testaceous, a little darker towards the apex.

Length 8 lines.

*Noserius ignavus.*

*N. obscure testaceus*, capite prothoraceque rufescentibus; antennis pedibusque concoloribus.

*Hab.*—Timor.

Dull testaceous; head and prothorax inclining to rufous, nearly impunctate, the latter with an almost ob-

solete tooth-like point on each side; scutellum oblong, rounded behind; elytra slightly pubescent, finely punctured, the punctures disappearing towards the apex, the base with a few slightly elevated lines; body beneath, antennæ, and legs concolorous.

Length 4 lines.

#### TETRAOMMATUS.

*Tetraommatus*, Perroud, Ann. Soc. Linn. de Lyon, N. S. ii. 390 (1855); Lacordaire, Gen. viii. 221.

*Deuteromma*, Pascoe, Trans. Ent. Soc., ser. 2, iv. 98 (1857).

*Caput* exsertum, antice brevissimum; tuberibus antenniferis validissimis. *Labrum* minutum. *Oculi* divisi, lobo infero rotundato. *Antennæ* setaceæ, ciliatæ, corpore longiores, scapo apicem versus incrassato, articulo secundo modice elongato, cæteris subæqualibus. *Prothorax* depressus, subovatus, vel paulo elongatus, lateraliter dente minuto instructus, aliquando obsolete, postice valde constrictus. *Elytra* angustata, depressa, parallela, apicibus rotundatis, vel aliquando subacutis. *Pedes* debiles, postici longiores: *femora* clavata, compressa; *tibiæ* lineares, paulo compressæ; *tarsi* haud dilatati, antichi breviores, intermedii et postici articulo basali elongato, articulo penultimo brevissimo. *Coxæ* anticæ prominentes, contiguæ, intermediæ magnæ, contiguæ; posticæ subelongatæ, approximatae. *Metasternum* elongatum. *Abdomen* breve.

M. Perroud's type (*T. filiformis*) appears to be a much narrower insect, and to differ in other respects from the species described below. In my original description, I have conveyed an impression which I did not mean to convey, and to which M. Lacordaire has taken a just exception. I have said that the coxæ of the intermediate legs are "unusually large, and placed so apart, that the insertion of the femora can be almost seen from above;" it should have been that they are extended so much towards the sides, that the insertion of the femora can be almost seen from above. The genus is an abnormal one even in this sub-family.



§ Prothorax subovate, the sides toothed ; intermediate femora rapidly narrowed at the base, and strongly curved.

*Tetruommatus callidioides.*

*Deuteromma callidioides*, Pascoe, l. c. pl. xxiii. fig. 6.

T. fuscus, capite prothorace scutelloque luteis.

*Hab.*—Sarawak.

Finely punctured above ; head, prothorax, and scutellum dark reddish-yellow, the antennæ brownish ; elytra blackish-brown, the base sometimes yellowish, with a short grayish tomentum ; legs yellowish-brown, the intermediate and posterior darker, all covered with a delicate tomentum ; body beneath, reddish-yellow, darker or brownish-testaceous on the metasternum and abdomen.

Length  $2\frac{1}{2}$ -4 lines.

*Tetraommatus nigriceps.*

T. fuscus, prothorace solo luteo.

*Hab.*—Singapore.

Minutely punctured above ; head, scutellum, and elytra blackish-brown, the latter and the prothorax with a sparse grayish setiform pubescence ; prothorax luteous yellow, narrower than in *T. callidioides* ; abdomen and legs dull brownish luteous ; antennæ with the first joints blackish-brown, the rest dull luteous.

Length  $3\frac{1}{4}$  lines.

*Tetraommatus testaceus.*

*Deuteromma testacea*, Pascoe, l. c., iv. 111.

T. fulvo-testaceus ; antennis articulis duobus basalibus fuscescentibus, cæteris pallide testaceis.

*Hab.*—Sarawak.

Finely punctured above ; entirely fulvo-testaceous, paler posteriorly, except the antennæ, the first two joints of which are brownish, approaching to claret, the rest pale yellowish-testaceous ; prothorax with the tooth a little behind the middle ; body beneath, and legs, dull testaceous, the tibiæ and tarsi darker.

Length  $4\frac{1}{2}$  lines.

§ § Prothorax longer and narrower, the sides toothed ; the femora (except in *T. tabidus*) more slender and less convex at the base.

*Tetraommatus tabidus.*

*T. testaceus*, elytris pallidioribus ; prothorace oblongo, dente minuto postice instructo ; femoribus breviusculis.

*Hab.*—Key.

Testaceous, elytra paler ; prothorax oblong, gradually becoming broader behind to near the constricted portion, finely and closely punctured, a minute but very distinct tooth or spine on each side a little before the broadest part ; elytra pale testaceous, finely but less closely punctured than the prothorax, their apices somewhat dehiscent ; body beneath, testaceous ; antennæ testaceous, gradually paler towards the apex.

Length  $3\frac{1}{2}$  lines.

*Tetraommatus similis.*

*T. toto testaceus* ; prothorace oblongo, dente minuto in medio instructo ; femoribus posticis basi elongatis.

*Hab.*—Batchian.

Entirely testaceous : prothorax oblong, very slightly rounded at the sides, the broadest part, and the small tooth, at the middle, the disk moderately convex, irregularly and rather closely punctured ; elytra broader than the prothorax, finely punctured, their apices slightly acuminate ; femora slender, moderately clavate, gradually attenuated towards the base, especially of the posterior pair.

Length  $4\frac{1}{2}$  lines.

*Tetraommatus angustatus.*

*T. angustior*, toto testaceus ; prothorace breviter ovato, in medio depresso, dente post medium instructo ; femoribus leviter clavatis.

*Hab.*—Ceram.

Narrow, entirely testaceous ; prothorax shortly ovate, a little longer than broad, the disk depressed and somewhat flattened in the middle, the lateral tooth behind the middle ; elytra rather narrow, finely punctured, their apices rounded ; the femora slender at the base, gradually and only slightly clavate.

Length  $3\frac{1}{2}$  lines.

§ § § Prothorax not toothed at the sides.

*Tetraommatus ocellaris.*

*T. linearis*, toto testaceus; prothorace oblongo, mutico.

*Hab.*—Morty.

Very narrow, and of nearly equal width throughout, entirely testaceous, and finely punctured above; upper lobes of the eyes large and nearly contiguous on the vertex; prothorax very slightly rounded at the sides, no vestige of a tooth; apices of the elytra somewhat dehiscent, rounded; femora compressed, their bases suddenly narrowed, and a little curved, posterior tarsi with the basal joint nearly twice as long as the three following together.

Length  $2\frac{1}{2}$  lines.

This delicate little species has the same style of femora as the more typical form, from which, notwithstanding its peculiarly narrow outlines and mutic prothorax, it cannot be generically separated.

HYPHUS.

*Hyphus*, Lacordaire, Gen. viii. 226.

*Caput* porrectum, antice breve, verticale; tuberibus antenniferis validis, prominentibus, basi contiguis; sutura clypeali profunde impressa. *Oculi* supra valde emarginati. *Antennæ* setacæ, infra ciliatæ, corpore longiores; *scapo* breviusculo, cylindrico; articulo tertio sequentibus longiore. *Prothorax* transversus, convexus, utrinque rotundatus, vel subtuberculatus, disco inæquali. *Elytra* elongata, postice sensim et leviter attenuata, apice rotundata, epipleuris verticalibus. *Pedes* longiusculi; *femora* compressa, elliptico-clavata; *tibiæ* arcuatæ, posticæ longiores; *tarsi* postici articulo basali elongato. *Coxæ* anticæ approximatae. *Prosternum* compressum; *mesosternum* amplum, declive. *Abdomen* (♂?) postice gradatim attenuatum, (♀?) cylindricum.

M. Lacordaire has founded this genus on a somewhat remarkable insect in Count Mniszech's collection, which, from its cylindrical abdomen I should have been inclined to consider a female, if the learned Professor had not stated the contrary. At any rate, in a second species described below, the abdomen is very much narrowed at the apex, and this I have very little doubt is a male. The genus is at once distinguished from all others of its sub-family by its vertical epipleuræ.

*Hyphus aurantiacus.*

Lacordaire, l. c. (note).

*H. fulvo-aurantiacus*, vix pubescens, supra opacus; prothorace utrinque rotundato; elytris modice elongatis, unicoloribus.

*Hab.*—Tondano (at 2000 feet).

Clear fulvous-orange, scarcely pubescent, opaque above; antennæ black, the scape fulvous-orange; prothorax rounded at the sides, the disc with two median, slightly elevated tubercles; scutellum triangular, the sides curvilinear; elytra moderately long, gradually attenuated to near the extremity, then a little dilated and rounded at the apex, thickly and finely punctured, each with three costiform lines, the inner abbreviated; body beneath, brownish-fulvous, glossy; legs lightly pubescent.

Length 11 lines.

*Hyphus apicalis.*

*H. fulvo-aurantiacus*, pubescens; capite prothoraceque subnitidis, hoc utrinque tuberculato; elytris elongatis, apice nigris.

*Hab.*—Sarawak.

Fulvous-orange, clothed with a minute grayish pubescence; antennæ black, the scape fulvous-orange; head and prothorax shining, the former broadly concave between the upper lobes of the eyes; the latter with a small tubercle on each side, and two well-marked median tubercles on the disk; scutellum curvilinearly triangular; elytra elongate, the apex of each tipped with black, the rest as in *H. aurantiacus*; body beneath, glossy brownish-fulvous, the abdomen ( $\delta$ ?) narrowing posteriorly; legs pubescent.

Length 12 lines.

XYSTROCERA.

*Xystrocera*, Serville, Ann. Soc. Ent. Fr. iii. 69.

*Caput* antice brevissimum, inter antennas elevatum.

*Oculi* magni, ad mandibulas approximati. *Antennæ* elongatæ, articulis quinque vel sex basalibus asperatis, *scapo* subtriangulari, apice unilateraliter producto vel spinoso, in fæminis minus distinctis. *Prothorax* subglobosus, depressus, muticus, basi lobatus;

disco inæquali, aliquando carinula lateraliter utrinque marginato. *Elytra* parallela; depressa. *Pedes* validi; *femora* incrassata, compressa; *tibiæ* compressæ, arcuatae. *Coxæ* intermediæ haud contiguæ. *Prosternum* angustatum; *mesosternum* simplex. *Abdomen* molle.

The characters of the antennæ are less marked in the females, and in some species the posterior legs appear to be considerably shorter. The second joint of the antennæ, which is unusually short, appears to me to be connate, or nearly so, to the third. Two species of this genus are known from Australia, and several from Africa.

*Xystrocera festiva.*

J. Thomson, *Essai*, &c., p. 251.

X. fulvescens, prothorace, medio excepto, elytrisque lateraliter cyaneo-chalybeatis, his disperse punctatis, apicibusque integris.

*Hab.*—Sumatra.

Fulvous; prothorax large, rather closely punctured, glossy chalybeate blue, the middle of the disk fulvous, space between the two lateral raised lines on the disk heart-shaped; scutellum triangular, smooth; elytra remotely punctured, the whole of the sides chalybeate blue, the rest fulvous, the apex rounded, unarmed; body beneath, fulvous, the postpectus pubescent; abdomen smooth, glossy; legs reddish-fulvous, the tibiæ, except at their apices, blackish; antennæ black.

Length 15 lines.

This fine species differs, *inter alia*, from the type *X. globosa*, Ol., in the larger prothorax, broader space between the lines on the disk, the absence of the median stripe on the elytra, and their sparse punctuation.

*Xystrocera apiculata.*

X. testacea, marginibus elytrorum, pedibus, et corpore infra piceo-fuscis, illis apice acuminato-spinosis.

*Hab.*—Amboyna, Kai.

Testaceous, opaque; head and prothorax finely punctured, the latter with the sides darker, and the raised

discal lines nearly obsolete; scutellum dark brown, oblong, triangular, the sides rounded; elytra narrow, not closely punctured, the lateral and sutural margins finely bordered with dark brown, the apex of each drawn out into a spinous point; body beneath, legs, and antennæ, glossy brown.

*Xystrocera alcyonea.*

Pascoe, Proc. Zool. Soc. 1866, p. 534.

X. viridi-vel cyaneo-metallica, apice elytrorum integro, rotundato.

*Hab.*—Sarawak, Malacca.

Metallic green or blue; prothorax marked with a transverse impressed line anteriorly, the raised lines at the sides giving place to an oblong depression, the disk with closely set slightly corrugated lines of punctures; elytra closely punctured, less glossy than the prothorax, the apices entire and somewhat rounded; body beneath, glossy golden-green; legs and antennæ dark blueish.

Length 8 lines.

In the above work this species was described as having the apices of its elytra obliquely truncate: this was owing to their being a little contracted on the sutural side in my specimen, perhaps from its not being fully mature; the corrugated appearance of the prothorax and elytra is very slight, and is scarcely perceptible, except in certain lights.

## CERAMBYCINÆ.

“One of the most interesting groups of the *Cerambycidae*,” says M. Lacordaire, “but the most rebellious as to classification, owing to the modifications to which all the most important organs are subject.” And to this it may be added, that some of the species are liable to a degradation of size and character which makes their recognition difficult. The least exceptional characters of the *Cerambycinæ* seem to be—the membranous, deeply bilobed labium; a generally elongate projecting head,\*

\* The head is often furnished in front, above the clypeus, by a sort of scutcheon or “plaque” (*plaque frontale*, Lacord.); it is formed by a more or less deeply impressed line surrounding a transversely oval, or nearly oval, space.

with strong prominent mandibles; antennary tubers deeply notched at the apex; intermediate cotyloid cavities open externally; and prosternum vertically truncate behind. America and Australia are poorly represented in this sub-family. *Cerambyx* is the only\* European genus. In Africa and the Malayan region they are numerous, and many are found in India, Ceylon, China, &c. *Lachnopterus* forms an exception, in these the eyes are finely granulate.

### Genera.

Anterior cotyloid cavities angulate externally.

Anten. ♂ flabellate, 12-jointed... *Cyriopalus*, Pasc.

Anten. ♂ not flabellate, 11-jointed... *Neocerambyx*,  
Thoms.

Anterior cotyloid cavities not angulate externally.

Eyes coarsely granulate.

Antennæ spined..... *Hoplocerambyx*,  
Thoms.

Antennæ not spined.

Post. tarsi with basal joint shorter than two next together.

Elytra carinate ..... *Xoanodera*, Pasc.

Elytra not carinate.

Prost. truncate behind, tubercled inferiorly.

Ant. tubers short, not approximate ..... *Zatrephus*, Pasc.

Ant. tubers prominent, approximate.

Legs short; tibiæ of equal length ..... *Imbrius*, Pasc.

\* M. Lacordaire says two, including *Pachydissus*, Newm., to which *Cerambyx Nerii*, Er., is referred, and which has been found at Nice. The extension given by M. Thomson to *Pachydissus*, in which he has been followed by M. Lacordaire, is, I venture to think, untenable. The latter says, "the essential character which distinguishes it (*Pachydissus*) from all the preceding resides in the lower lobe of the eyes, which advances, more or less (sometimes scarcely at all—*parfois peu*—) below the antennary tubers." Among the species, only a part of which were known to M. Lacordaire, we find associated together are, *indutus*, *venustus*, *micaceus*, *picipennis*, &c. I hope at no distant period to refer all the species—nearly half of them described by me under the generic name of *Cerambyx*—enumerated in M. Lacordaire's note (p. 267) to their modern genera.



- Legs longer, tibiæ  
of unequal length.  
Max. palpi with  
last joint cy-  
drical ..... *Elydnus*, n. g.  
Max. palpi with  
the last joint  
inequilaterally  
triangular..... *Calpazia*, Pasc.  
Prost. declivous ..... *Rhytidodera*,  
White.  
Post. tarsi with basal joint  
longer than two next  
together.  
Eyes divided ..... *Dialeges*, Pasc.  
Eyes not divided ..... *Zegriades*, n. g.  
Eyes finely granulate..... *Lachnopterus*,  
Thoms.

NEOCERAMBYX.

*Neocerambyx*, J. Thomson, Essai, &c., p. 194; Syst.  
Ceram. p. 231.

*Caput* antice productum; fronte lamellifera; tuberibus antenniferis validis, basi approximatis. *Oculi* supra approximati, lobo inferiore mediocre. *Antennæ* valde elongatæ, simplices vel spinosæ; *scapo* crasso; articulis 3, 4, 5 nodosis, brevioribus (4 multo breviori), 6-10 subæqualibus, ultimo (♂) sæpe longissimo. *Prothorax* breviter ovatus, transversim rugatus, lateribus inermis. *Elytra* ampla, elongata. *Pedes* elongati; *femora* sublinearia. *Prosternum* postice rotundatum. *Mesosternum* amplum.

M. Thomson, in proposing this genus, says that it is perhaps near *Pachydissus*; in the "Systema" *Neocerambyx* is confined to *C. Paris*, Wied., while most of the species placed originally in the genus are in the second work ranged under *Pachydissus*. M. Lacordaire adopts this arrangement (see *ante*, p. 508, n.). I prefer following M. Thomson's earliest idea, subject to the exclusion of those species,\* which he himself afterwards placed in genera specially formed for their reception. *Trirachys*, Hope, is near *Neocerambyx*, but has a spined prothorax.

\* These were *C. auripennis*, *Pascoei*, and *nervosus*.

§ A smooth space on the middle of the prothorax.

*Neocerambyx Æneas.*

? J. Thomson, *Essai*, &c., p. 195.

*Pachydissus Æneas*, J. Thoms., *Syst. Ceramb.* p. 231.

N. (♂) fuscus, griseo-pubescent; prothorace grosse corrugato, elytris multo angustiore, his griseo-sericantibus.

*Hab.*—Sarawak.

Dark brown, covered with a close grayish pubescence; head with two longitudinal grooves between the eyes, uniting below; prothorax much narrower than the elytra, the corrugations rather large, and only slightly intricate and flexuous; elytra grayish silky, the exterior apical angle not produced; body beneath, closely pubescent; posterior legs only slightly elongate; antennæ very long.

Length 26 lines; of the antennæ 66 lines.

I refer this somewhat doubtfully to M. Thomson's *Æneas*, since he describes the occiput as having an elevated longitudinal line, and gives Bengal as its habitat.

M. Lacordaire moreover places it with *Hoplocerambyx* on account of its spinous antennæ; in my specimen, however, the spines are only slightly developed on the fifth and sixth joints, and the general appearance of the insect accords much more with *Neocerambyx* than with *Hoplocerambyx*. In *N. teator*, it is the female which has spined antennæ, and not the male.

*Neocerambyx aurifaber.*

*Hammaticherus aurifaber*, White, *Cat. Long. Brit. Mus.*  
p. 128.

N. (♂) fuscus, griseo-pubescent; prothorace flexuoso-corrugato, elytris paulo angustiore, his postice angustioribus, aureo-griseo-sericantibus.

*Hab.*—Sarawak.

Dark brown, covered with a close grayish pubescence; head with two longitudinal grooves between the eyes uniting below, above these a deep tridentiform impression; prothorax a little narrower than the elytra, with two corrugations at the anterior border, the rest intricate and flexuous; elytra rather short and gradually narrowing posteriorly, covered with a golden-grayish silky

pubescence, the external apical angle broad at the base and somewhat produced; body beneath, with a fine yellowish-gray pubescence; posterior legs only slightly elongate; antennæ very long.

Length 15 lines; of the antennæ 38 lines.

Mr. White says of the intermediate and posterior femora, that they have "two widish spines at the end."

*Neocerambyx textor.*

N. (♂) fuscus, griseo-pubescent; prothorace flexuoso-corrugato, elytris angustiore, his post medium paulo rotundatis, griseo-sericantibus.

*Hab.*—Ternate, Ceram, Morty.

More elongate than the former, without the golden tinge, the head with two shallow interocular grooves, and without the tridentiform impression, the prothorax narrower, the anterior border with three corrugated lines, the elytra larger and longer, slightly rounded behind the middle, and the antennæ less nodose.

Length 18 lines; of the antennæ 46 lines.

The specimens from Ceram and Morty are smaller; the female from Ternate has the antennæ slightly longer than the body, with the sixth and following joints much flattened, dilated on both sides near the tips, and on one side produced into a short spine.

*Neocerambyx indutus.*

*Hammaticherus indutus*, Newman, Entom. i. 245.

N. (♂) fuscus, griseo-pubescent; prothorace flexuoso-corrugato, elytris angustiore, his amplis, pallide fusco-sericantibus.

*Hab.*—Batchian (Ceylon and Philippine Islands).

A more robust form than any of the preceding, covered with a rich pale brownish pubescence, the bands on the elytra being especially well marked in certain lights, the two interocular grooves rather shallow, a deep depression (or fovea) above them, and still higher in a line between the upper margin of the eyes the tridentiform impression; prothorax narrower than the elytra, the corrugations very intricate; elytra broader and larger proportionally; body beneath, finely pubescent; antennæ very long.

Length 19 lines; of the antennæ 45 lines.

All the preceding have the outer angle of the elytra scarcely produced, and in no degree spined.

*Neocerambyx caternus.*

N. (♂) fuscus, griseo-pubescent; prothorace sub-flexuoso-corrugato; elytris postice angustioribus, apicibus externe spinosis.

*Hab.*—Dorey.

Narrow, dark brown, with a close gray pubescence; head with a single interocular groove, the tridentiform impression tolerably well marked; prothorax not so broad as the elytra, the corrugations much less intricate and flexuous than in the preceding; elytra rather narrow, not very silky, the external angle at the apex produced into a strong and prominent spine; body beneath, glossy brown, covered with a fine gray pile; posterior legs not elongate; antennæ very long.

Length 14 lines; of the antennæ 36 lines.

§ § Prothorax without a smooth space.

*Neocerambyx Alexis.*

N. fuscus, griseo-pubescent; prothorace omnino corrugato; elytris obscure griseo-sericeis, apicibus bispinosis.

*Hab.*—Sarawak, Singapore.

Dark brown, with a grayish pubescence; head with two interocular grooves not meeting below, the tridentiform impression with the middle part nearly obsolete; prothorax slightly elongate, with about ten transverse corrugations, the middle marked with two blackish slightly impressed lines; elytra rather narrow, with a grayish dull silky pubescence, the apex of each bispinous; body beneath, with a silky gray pubescence; posterior femora slightly elongate; antennæ very long, in the ♀ they resemble those of *N. teator*.

Length 15 lines; of the antennæ 34 lines.

Another species is in the collection, which as it is only a female must be omitted; it is nearly two inches long. *Neocerambyx Lambii*, Pasc., also belongs to this section; it has a very rich silky pubescence, broad prothorax, &c. It is from Penang.

## CYRIOPALUS.

*Cyriopalus*, Pascoe, Proc. Zool. Soc., 1866, p. 530 ;  
Lacordaire, Gen. viii. 251.

*Caput* exsertum, inter oculos sulcatum. *Oculi* magni, fortiter emarginati. *Antennæ* 12-articulatæ, *scapo* brevi, triquetro, articulo tertio scapo æquali, quarto breviusculo, cæteris gradatim longioribus, omnibus a tertio, ultimo excepto, in spinam teretem productis, ultimo spinam simulante. *Prothorax* subovatus, muticus, transversim undato-corrugatus. *Elytra* depressa, subparallela. *Pedes* breviusculi, *femora* haud incrassata. *Pro-* et *meso-sterna* haud prominula.

In my former description the facets of the eyes are said to be small, they are, however, moderately large, as in most other genera of this sub-family; it is necessary also to explain that the fourth and fifth joints of the antennæ are only longer when taken in connexion with the spines. This extraordinary form is at once distinguished by its twelve-jointed antennæ.

*Cyriopalus Wallacei.*

Pascoe, l. c., pl. xlii. fig. 3.

*C. fuscescens*, pube grisea subtilissima dense tectus.

*Hab.*—Sarawak (and Penang).

Brownish, covered with a very delicate grayish pubescence; vertical groove terminating in a curved line above the clypeus; prothorax with intricate wavy corrugations; elytra much broader than the prothorax, their apices broadly emarginate, the angles mucronate; body beneath, luteous, finely pubescent; antennæ as long as the body, the spines or processes finely fringed on each side beneath.

Length 20 lines.

## HOPLOCERAMBYX.

*Hoplocerambyx*, J. Thomson, Syst. Ceramb. p. 229 ;  
Lacordaire, Gen. viii. 250.

*Caput* valde exsertum, collo elongato, fronte canaliculata, supra clypeum transverse sulcatum. *Oculi* profunde divisi, mandibulis distantes. *Antennæ* (♂)

TR. ENT. SOC., THIRD SERIES, VOL. III. PART VI.—JAN. 1869.

corpore longiores, rude punctatæ, nisi apicem versus; articulis 3-10 in utroque sexu apice spinosis, tertio quarto duplo longiore, tribus ultimis compressis. *Prothorax* subelongatus, antice angustior, inermis, disco transverse corrugato. *Elytra* elongata, apicibus oblique truncatis, spina suturali producta. *Pedes* robusti, *femora* non clavata; *tibiæ* ( $\delta$ ) intus denticulatæ. *Prosternum* productum; *mesosternum* simplex.

The type of this genus is *Hammaticherus spinicollis*, Newm., described from a female specimen; individuals of several of the species appear to vary greatly in size, as well as in some of their characters; in the larger specimens, for example, the last joint of the antennæ is considerably longer than the preceding one, while in the smaller ones it scarcely exceeds it.

*Hoplocerambyx severus.*

H. piceo-fuscus, pubescens; capite valde producto, collo valde elongato; prothorace rugis fere integris.

*Hab.*—Waigiou, 'New Guinea.'

Pitchy-brown, finely pubescent; head much produced, the neck very long, finely corrugate behind the interocular canal, the two tubercles above the clypeus nearly filling up the transverse groove; prothorax moderately elongate, the corrugations scarcely flexuous and nearly entire, the pubescence very short and delicate; elytra almost obsoletely punctured, each with three very indistinct longitudinal lines; body beneath, with very short minute scattered hairs, each arising from a small puncture; legs rather long, femora finely corrugated; third and fourth joints of the antennæ roughly punctured. In the female the head is shorter, but the neck is also corrugate as in the male; the elytra are much broader, and have a very decided ovate outline, and the antennæ are much shorter, and, except the scape, not rugosely punctured.

Length 30 lines.

This very fine species is at once known by its long and almost uninterruptedly corrugate neck.

*Hoplocerambyx aramis.*

J. Thomson, Syst. Ceramb. p. 575.

*Hoplocerambyx relictus*, Pascoe, Proc. Zool. Soc. 1866,  
p. 528.

*H. brunneo-pubescentis*; fronte haud depressa; prothorace valde corrugato, rugis vix intricatis, leviter divisis.

*Hab.*—Singapore.

Dark reddish-brown, with a thin delicate pubescence; front between the eyes and base of the antennæ not depressed, groove above the clypeus with two large tubercles; corrugations of the prothorax irregular, but scarcely intricately arranged, and here and there only slightly divided by longitudinal impressions; elytra obsoletely punctured; body beneath, entirely covered with a grayish pubescence.

Length 18 lines.

My description is made from a female specimen; M. Thomson's is very short, and he has not mentioned the sex. I suspect this may prove to be only one of the smaller forms of *H. morosus*.

*Hoplocerambyx morosus.*

*Cerambyx?* *morosus*, Pascoe, Trans. Ent. Soc., ser. 2,  
iv. 92.

*H. fuscus*, vel *brunneo-fuscus*, pubescens; fronte depressa; prothorace valde corrugato, rugis flexuosis.

*Hab.*—Sarawak, Sumatra.

Dark brown, or reddish-brown, finely pubescent; front depressed, or slightly hollowed between the eyes and base of the antennæ, transverse groove above the clypeus with two small tubercles; prothorax with deeper and more flexuous corrugations than in the last, and less pubescent; elytra obsoletely punctured, each with three indistinct lines; body beneath, shining, finely pubescent; antennæ with the third and fourth joints less rugose than the fifth and sixth; legs reddish-brown.

Length 16-25 lines.



Mr. Wallace, in his notes, says that this species is "abundant under fallen trunks," nevertheless, no female is in the collection, and I am, therefore, unable to compare it satisfactorily with the preceding. In the type specimen, the spines beyond the seventh antennal joint are obsolete, or nearly so. In another and smaller specimen there is no trace of the lines on the elytra.

*Hoplocerambyx nitidus.*

J. Thomson, Syst. Ceramb. p. 575.

H. fuscus, nitidus, haud pubescens; capite modice elongato, collo postice minute granulato; prothorace in medio spatium oblongo lævissimo.

*Hab.*—Bouru, Saylee.

Dark brown, very glossy, and without pubescence above; head moderately elongate, the neck behind with numerous small granules; prothorax irregularly corrugate, an oblong central space very smooth, its punctures only seen under a strong lens; scutellum transverse, fringed with yellowish hairs; elytra very minutely punctured, appearing quite smooth to the naked eye; body beneath, glossy brown, the post-pectus only pubescent; antennæ very scabrous.

Length 11-34 lines.

This is the only non-pubescent species I have seen. The basal joints of the antennæ of the female are punctured, but not rugosely as in the male. Mr. White has a *Hammaticerus nitidus*, but it belongs to another genus.

ELYDNUS.

*Caput* antice paulo elongatum, subverticale; fronte lamellifera; tuberibus antenniferis prominentibus, sulco profundo separatis. *Oculi* supra valde approximati, infra parum distantes. *Palpi* maxillares articulo ultimo elongato. *Antennæ* (♂) corpore duplo longiores, pubescentes; *scapo* obconico, arcuato; articulis tertio et quarto valde nodosis, hoc multo breviori, quinto tertio breviori, paulo nodoso, a sexto ad decimum precedentibus longioribus et æqualibus, articulo ultimo longissimo, integro; (♀) corpore tertia parte

longiores, minus nodosæ, articulis 5-10 lateraliter dilatatis, ultimo præcedente longiori. *Prothorax* subcylindricus, elongatus, disco transversim corrugato. *Elytra* elongata, angustata, parallela, apicibus truncatis. *Pedes* mediocres; *femora* modice incrassata; *tibiæ* posticæ longiores; *tarsi* postici articulo basali breviusculo. *Prosternum* postice truncatum, tuberculatum. *Mesosternum* antice truncatum.

The antennæ and mesosternum separate this genus from all the others of this sub-family. It is probably nearest to *Dymasius*.

*Elydnus amictus* (Pl. XX. fig. 1).

*E. fuscescens*, elytris pube sericea omnino tectis, in medio rufescentibus, ad latera griseis, sutura haud producta.

*Hab.*—Sarawak, Singapore.

Brownish, the elytra with a silky pubescence, grayish at the sides, tinged with reddish in the middle, and having a striped appearance according to the light; head with an opaque pubescence on the front, silky behind the eyes; prothorax blackish, irregularly corrugate, a broad slightly pubescent median and two lateral stripes on the disk; suture of the elytra not spined; body beneath, and legs, with a short grayish opaque pubescence; posterior tibiæ slightly recurved.

Length 11 lines.

*Elydnus sericatus*.

*E.* (♀) pallide ferrugineus, elytris pube sericea omnino tectis, sutura in spinam producta.

*Hab.*—Banda.

Pale ferruginous, the elytra covered with a gray silky pubescence, varying according to the light; head with a yellowish-gray opaque pubescence; prothorax a little longer than broad, nearly regularly corrugate, two smooth approximate slightly pubescent stripes on each side the median line; scutellum transverse; elytra slightly tapering posteriorly, the suture spined, the outer angle acuminate; body beneath, and legs, with a short, close-set, opaque grayish pubescence; posterior tibiæ straight.

Length 12 lines.

The antennæ of this species—so far as the female is concerned—are much more strongly dilated than in the last, and the second and third joints, although much stouter, are scarcely nodose; the prothorax also is shorter and more rounded at the sides; but in other essential characters it is sufficiently similar to be, for the present and until the other sex is known, placed in this genus.

#### IMBRIUS.

*Imbrius*, Pascoe, Proc. Zool. Soc. 1866, p. 528.

*Caput* antico paulo productum, verticale; fronte lamellifera, hirsuta; tuberculis antenniferis brevibus, approximatis. *Palpi* articulo ultimo conico. *Oculi* prominentes, supra valde approximati. *Antennæ* corpore vix longiores; *scapo* parum incrassato, articulo 3io 4to vel 5to longiori, 7-10 unilateraliter dilatatis, ultimo præcedente paulo longiori. *Prothoracæ* oblongo-ovatus, muticus, disco transversim corrugato. *Elytra* angustata, apice rotundata. *Pedes* breviusculi, subæquales; *femora* paulo incrassata; *tarsi* articulo basali breviusculo. *Prosternum* subtruncatum. *Mesosternum* declivo.

My specimen of the type of this genus (*I. lineatus*) is a female, but judging from the male of *I. ephelus*, there does not appear to be any difference between the sexes, except that the antennæ of the male are a little less serrate; M. Lacordaire does not admit this genus, not seeing any essential difference between it and *Dymasius*, Thoms., which is unknown to me, but from his description, it appears that the posterior tarsi of the latter have an elongate basal joint, or at least a joint longer than the second and third together; and the antennæ have the third joint equal to the fourth and fifth taken together. After this I cannot agree that the two genera should be united. I think, however, that *I. strigosus* should be removed from *Imbrius*, as with the posterior tarsi of the present genus it has the antennæ of *Dymasius*, and differs from both in its truncate elytra. The genus will then consist of three homogeneous species: I have a fourth unpublished, from Malacca; obtained, I believe, from the Count F. de Castelnau's collection.

*Imbrius micaceus.*

*Cerambyx micaceus*, Pascoe, Trans. Ent. Soc., ser. 2,  
iv. 237.

I. piceus, nitidus, interrupte griseo-pilosus; prothorace modice sulcato, apice producto; elytris basi et medio gibbosulis, apice integris; antennis dense pubescentibus.

*Hab.*—Sarawak.

Pitchy, shining, with irregular patches of grayish hairs above; head with a longitudinal groove between the eyes; prothorax narrow, scarcely broader posteriorly than anteriorly, the patches of hairs disposed somewhat in tufts, the apex slightly produced or angulate in the middle; elytra slightly tumid at the base and in the middle, with sparsely hairy longitudinal patches chiefly at the base; body beneath, and legs, with a loose pubescence, mixed with long flying hairs; antennæ densely pubescent, the serrate portion beginning with the sixth joint.

Length 6 lines.

A single specimen taken by Mr. Wallace on fallen timber.

*Imbrius ephelus.*

Pascoe, Proc. Zool. Soc. 1866, p. 529.

I. ferrugineus; elytris omnino griseo-pubescentibus; prothorace profunde et in medio longitudinaliter bisulcato, apice paulo producto, integro.

*Hab.*—Singapore, Java (and Penang).

Pale ferruginous, the elytra with a uniform opaque grayish pubescence; head sulcate between the eyes, antennæ with the third joint longer than the fourth (♀); prothorax subcylindrical, the anterior and posterior margins equal in breadth, deeply corrugate, the middle with two longitudinal grooves not extending to the apex, the latter slightly produced; body beneath, with a scattered grayish pubescence, but without flying hairs.

Length 9 lines.

CALPAZIA.

*Calpazia*, Pascoe, Trans. Ent. Soc., ser. 2, iv. 93;  
Lacordaire, Gen. viii. 262.

(♂.) *Caput* antice paulo elongatum, subverticale,

fronte lamellifera; tuberibus antenniferis brevibus, basi distinctis, sulco profundo separatis. *Oculi* supra sub-approximati, infra distantes. *Pulpi* maxillares articulo ultimo brevi, triangulari. *Antennæ* corpore longiores, pubescentes; *scapo* subcylindrico, arcuato, articulis tertio et quinto æqualibus, quarto breviori, sequentibus longioribus et æqualibus, 6-9 unilateraliter dilatatis, ultimo inciso. *Prothorax* elliptico-ovatus, disco subdepressus, transverse corrugatus. *Elytra* breviuscula, angustata, depressa, apicibus truncatis, sutura spinosa. *Pedes* modice elongati; *femora* compressa, paulo incrassata, postica ad extremitatem elytrorum fere attingentia; *tibiæ* posticæ longiores; *tarsi* postici articulo basali duobus sequentibus simul sumptis breviori. *Prosternum* postice rotundatum. *Mesosternum* amplum, declive.

A genus, M. Lacordaire says, scarcely distinct from *Dymasius*, the latter name some years posterior to *Calpazia*. *Dymasius strigosus*, Thoms., the type, appears to be a rather large insect, with a very long narrow body, covered with a fine silky pubescence; the third joint of the antennæ as long as the two next together; and the tarsi elongate, the first joint of the posterior being longer than the second and third together. These and the differential characters given by M. Lacordaire himself, seem to my mind to be decisive as to the genuineness of M. Thomson's genus. The posterior femora nearly extending to the extremity of the elytra is another, but perhaps secondary, character of *Calpazia*. This arises partly from the shortness of the body, and partly from the length of the meso- and meta-sterna, the insertion of the femora being thus very far back. The female is unknown.

*Calpazia vermicularis.*

Pascoe, l. c., pl. xxiii. fig. 2.

*C. nigra*; elytris vermiculato-maculatis, maculis sericeis, albis, singulis plaga magna glabra post-mediana.

*Hab.*--Sarawak.

Brownish-black ; head with an irregular grayish pubescence ; prothorax mostly glabrous, with a few patches of grayish pubescence at the sides ; elytra irregularly punctured at the base, the punctures gradually disappearing posteriorly, speckled with numerous small white silky tufts, often close together, and forming little rings ; a large black glabrous patch on each behind the middle, nearly meeting at the suture ; body beneath, pitchy, nearly glabrous, a fringe of hair on the edges of the abdominal segments ; legs brownish, with a grayish silky pubescence.

Length 8 lines.

DIALEGES.

*Dialeges*, Pascoe, Trans. Ent. Soc., ser. 2, iv. 46 ;  
Lacordaire, Gen. viii. 263.

*Caput* elongatum, antice breviusculum. *Oculi* divisi ; lobo superiore ad basin antennarum sat remoto. *Antennæ* corpore longiores, inermes, subtus pilosæ ; articulo tertio duobus sequentibus fere æquali vel paulo longiore, 9-10 extus apicem versus paulo dilatatis. *Prothorax* breviter ovatus, muticus, transverse corrugatus. *Elytra* elongata, prothorace vix latiora, apicibus bispinosis. *Pedes* elongati ; *femora* valida, compressa ; *tibiæ* compressæ ; *tarsi* (antici excepti) articulo basali compresso, elongato. *Prosternum* elevatum. *Mesosternum* simplex. *Abdomen* articulo primo haud amplo.

In the two new species now added to this genus, the antennæ are only very slightly pilose beneath, but in other respects they agree, and have exactly the same starved appearance which distinguishes the type.

*Dialeges pauper.*

Pascoe, l. c., iv. 47, pl. xvi. fig. 7.

D. (♂) brunneus, griseo-sericeo-pubescentis ; antennis ciliatis, articulo tertio duobus sequentibus æquali.

*Hab.*—Sarawak, Singapore (and Penang).

Reddish brown ; head and prothorax dark brown, with a silky grayish pubescence ; the latter with the transverse corrugations interrupted by six somewhat glossy, indented, glabrous stripes ; elytra silky gray with dark patches,

having on each, in certain lights, the appearance of two oblique bands; body beneath, with a sparse grayish pile; femora pale reddish; antennæ ciliate beneath, the third joint as long as the two following together, the three slightly nodose at their apices.

Length 12-13 lines.

*Dialeges egenus.*

D. (♂) griseo-pubescent, elytris sericantibus; antennis apicem versus leviter ciliatis, articulo tertio duobus sequentibus brevior.

*Hab.*—Bouru.

Head and prothorax dark brown, with a dingy grayish pubescence, the latter rather slightly corrugate, with two depressed longitudinal lines on the disk, the sides with darker roughish lines but less marked than in the preceding species; elytra elongate and silky as in *D. pauper*, the outer angle at the apex less produced; body beneath, with a delicate grayish pile; legs very robust; antennæ half as long again as the body, the apical half slightly ciliate.

Length 10-16 lines.

*Dialeges tenuicornis.*

D. (♂) brunneus, griseo-sericeo-pubescent; antennis glabris, articulo tertio duobus sequentibus longior.

*Hab.*—Sarawak.

More thinly pubescent than *D. pauper*, the prothorax much less strongly corrugate, the elytra proportionally shorter, the legs more attenuated, especially the femora; antennæ slender in the male, very little longer than the body, glabrous, with the third joint decidedly longer than the two following together, in the female shorter, with the sixth and following joints a little dilated externally towards the apex.

Length 9 lines.

LACHNOPTERUS.

*Lachnopterus*, J. Thomson, Syst. Ceramb. p. 231;  
Lacordaire, Gen. viii. 264.

*Caput* modice exsertum. *Oculi* tenue granulati. *Antennæ* (♂) corpore vix longiores, inermes, articulo tertio



duobus sequentibus fere æquali, 6-10 extus apicem versus dilatatis. *Prothorax* ovatus, muticus, transverse corrugatus, dorso tuberculatus. *Elytra* breviuscula, apicibus integra, subtruncata. *Pedes* validi; *femora* clavata. *Prosternum* elevatum; *mesosternum* simplex. *Abdomen* segmento primo majore.

The finely granulate eyes of this genus, combined with the form of the antennæ, will readily distinguish it from all others of its group. M. Thomson by a slip of the pen, says the femora are *not* clavate, and that the rounded apex of the suture of the elytra is *bispinous*. In numerous examples now before me they are as stated above. In some specimens the antennæ of the male are scarcely so long as the body, and in the female they are only a little shorter.

*Lachnopterus auripennis.*

*Hammaticherus auripennis*, Newman, Entom. i. p. 245.

*Cerambyx aureipennis*, Pascoe, Proc. Ent. Soc. 1859, p. 84.

*L. ater*; elytris sericeo-aurantiacis.

*Hab.*—Batchian, Kaioa, Key, Makian, Gilolo (and Manilla).

Deep black, elytra with rich silky orange pubescence; head with a Y-shaped canal between the eyes, and a shorter one between the two forks, a transverse oval groove below; prothorax with three well marked tubercles; body beneath, glossy black, almost obsoletely pubescent, abdomen finely punctured, border of the basal segment fringed with white hairs.

Length 8-10 lines.

ZATREPHUS.

*Zatrephus*, Pascoe, Trans. Ent. Soc., ser. 2, iv. 94;

Lacordaire, Gen. viii. 267.

(♀.) *Caput* antice breve, verticale, fronte lamellifera; tuberibus antenniferis brevibus, basi distantibus. *Oculi* infra distantes, lobo inferiore triangulari. *Antennæ* dimidio corporis paulo longiores, validæ, dense pubescentes; *scapo* crasso; articulis 3-5 nodosis, 6-10 longioribus et æqualibus, lateraliter dilatatis; ultimo inciso. *Prothorax* modice elongatus, antice angustior,

fortiter corrugatus. *Elytra* parallela, convexa, apicibus oblique truncatis. *Pedes* breves, validi; *femora* modice incrassata; *tibiæ* et *tarsi* longitudine fere æquales. *Prosternum* postice truncatum, tuberculatum.

The male is unknown; the female is a massive insect, with unusually short posterior femora, not extending beyond the second abdominal segment. Of these segments the three intermediate have a glabrous spot on each side. *Z. inscitus* I have removed to *Xoanodera*, with which it more closely agrees.

*Zatrephus pannosus.*

Pascoe, l. c., pl. xxiii. fig. 3.

*Z. brunneus*, griseo-pubescent; prothorace fusco.

*Hab.*—Sarawak.

Reddish brown, pubescence pale grayish, very dense on the antennæ and head, and of a darker or brownish-fulvous colour, small clouded spots of the same colour thickly scattered on the elytra; head deeply grooved between the eyes; prothorax dark brown, sparingly pubescent, with a few little scattered fulvous woolly patches; scutellum curvilinearly triangular; elytra closely pubescent, the pubescence apparently easily abraded; body beneath, and legs, densely and roughly pubescent.

Length 14 lines.

RHYTIDODERA.

*Rhytidodera*, White, Cat. Long. Brit. Mus. p. 132;  
Lacordaire, Gen. viii. 268.

*Caput* breviusculum; tuberculis antenniferis brevibus, depressis. *Oculi* infra approximantes. *Antennæ* (♂) corpore longiores, articulis a tertio ad decimum lateraliter dilatatis; (♀) corporis dimidium paulo superantes, articulis a quinto ad decimum lateraliter dilatatis; *scapo* breviter conico, arcuato, apice integro; articulis tertio et quinto quarto longioribus; cæteris subæqualibus. *Prothorax* apice et basi contractus, utrinque rotundatus, supra rugosus. *Elytra* elongata,

parallela, apicibus oblique truncatis. *Pedes* mediores; *femora* compressa, postica abdomine multo breviora; *tarsi* postici articulo basali brevi. *Prosternum* postice declive. *Mesosternum* amplum, antice declive.

To this genus of Mr. White's, I refer his *Hammaticherus* ? *simulans*, the only species in Mr. Wallace's collection, which I do not think can be justly separated from *Rhytidodera*, although the prothorax has not the elevated parallel ridges, which Mr. White, as well as M. Lacordaire, attributes to it.

*Rhytidodera simulans*.

*Hammaticherus* ? *simulans*, White, Cat. Long. Brit. Mus. p. 132.

H. fusca, griseo-pubescentis et griseo-maculata: prothorace transverse undulato-striato.

*Hab.*—Malaccas (and Tenasserim).

Dark brown, covered with a thin grayish or grayish-yellow pubescence; prothorax scored with short waved striæ, filled with yellowish hairs; scutellum triangular; elytra finely and closely punctured, each with five rows of large oblong squarish spots of dense yellowish or grayish-yellow hairs, the suture spined; body beneath, with a close grayish-white pubescence.

Length 14-15 lines.

ZEGRIADES.

(♂). *Caput* pone oculos elongatum, antice cum mandibulis productum; tuberibus antenniferis brevibus, basi approximatis. *Oculi* infra distantes. *Antennæ* corpore longiores; *scapo* apicem versus sensim crassiori, apice cicatricoso; articulo tertio cæteris multo longiori, quarto brevi, quinto quarto paulo longiori, tribus nodosis; a sexto ad decimum sensim brevioribus, unilateraliter paulo dilatatis, ultimo integro. *Prothorax* elongatus, subovatus, transverse corrugatus. *Elytra* elongata, subparallela, haud carinata, plica epipleurali distincta, apicibus emarginata. *Pedes* elongati; *femora* leviter clavata, haud carinata; *tarsi* articulo ultimo elongato,

postici articulo basali duobus sequentibus longiori. *Prosternum* postice productum. *Mesosternum* antice integrum, declive. *Abdomen* segmentis ad quartum sensim brevioribus.

I was formerly content to place the only known species of this genus with *Xoanodera*, but if I had not been otherwise convinced of my error, M. Lacordaire's more stringent definition would have made it impossible to retain it there. The characters of the elytra and of the femora exclude it, as well as those of the antennæ, sterna, tarsi, &c., and the anterior cotyloid cavities are narrowly closed behind. M. Lacordaire, not having seen the species, appears to think that it may belong to *Rhytidodera*; and he states that there exists another nearly allied from the Moluccas and Laos.

*Zegriades magister* (Pl. XX. fig. 2).

*Xoanodera magister*, Pascoe, Trans. Ent. Soc., ser. 2, iv. 93.

Z. fusco-piceus, nitidus, maculis albedo-villosis lineas longitudinales formantibus ornatus.

*Hab.*—Sarawak.

Pitchy-brown, or nearly black, shining; from the eye and along the sides of the prothorax and elytra lines of yellowish-white villous spots, more or less united, but leaving a broad glabrous stripe from the head to the apex of the elytra; prothorax nearly half as long again as broad; scutellum semicircular; elytra finely and very irregularly punctured, rather narrowed posteriorly; body beneath, legs and antennæ, yellowish-brown, with a close grayish-yellow pubescence.

Length 17 lines.

XOANODERA.

*Xoanodera*, Pascoe, Trans. Ent. Soc., ser. 2, iv. 92;  
Lacordaire, Gen. viii. 269.

(♂.) *Caput* subverticale, pone oculos haud contractum, antice paulo productum; tuberibus antenniferis validis, breviusculis, basi approximatis. *Oculi* infra approximantes. *Antennæ* corpore paulo longiores; *scapo* subcylindrico, apice integro; articulo tertio subno-

doso, quarto brevi, quinto et sequentibus æqualibus, a quinto ad decimum apice unilateraliter dilatatis, ultimo inciso. *Prothorax* subovatus, longitudinaliter costatus. *Elytra* oblonga, subparallela, singula postice carina submarginali instructa, apicibus oblique truncato-spinosis. *Pedes* subelongati; *femora* leviter clavata, infra tenuiter carinata, postica longiora; *tarsi* articulo ultimo modice elongato, postici articulo basali breviusculo. *Prosternum* elevatum, postice truncatum. *Mesosternum* elongatum. *Abdomen* segmentis 3tio et 4to brevibus.

The female differs, according to M. Lacordaire, only in having the antennæ a very little longer than the body. To this genus I now refer my *Zatrephus inscitus*,\* although somewhat different in sculpture and pubescence. The latter was described from a female, and has the antennæ much shorter than the body, and more dilated than in *X. trigona* (♂), the dilatation commencing with the sixth joint. The inner maxillary lobe in the typical species is very long, inserted on the upper part of the maxillary plate, bent at the base, and then crossing the outer lobe between it and the mandible, and passing outwardly and beyond the mouth, so as to assume the position of the outer lobe; at the apex it is dilated, and fringed with longish hairs as in the *Callichromineæ*. The maxillary palpus is borne on an unusually long pedicel. Neither of these characters appears to be present in *X. inscita*.

*Xoanodera trigona.*

Pascoe, l. c., pl. xxiii. fig. 1.

*X. interrupte fulvescenti-pubescentis*; prothorace disco toto longitudinaliter costato; elytris fortiter punctatis, lateribus plaga triangulari nuda fusca ornatis.

*Hab.*—Singapore.

Dark brown, inclining to purplish, with a grayish-fulvous pubescence in parts; head mostly pubescent; prothorax slightly longer than broad, well rounded at the sides, and pubescent, the disk entirely occupied by ten perfectly glabrous costæ; elytra elongate, a little incurved at the sides and dilated behind,

\* M. Lacordaire (l. c., note) considers it congeneric. He mentions another species from Ceylon.

coarsely punctured, a large triangular patch at the side, commencing at the shoulder and extending to behind the middle, purplish-brown and without pubescence, a few stripes of the same character at the base and posteriorly; antennæ, legs, and under parts, with a thin grayish pubescence.

Length 12 lines.

*Xoanodera inscitu.*

*Zatrephus inscitus*, Pascoe, Trans. Ent. Soc., ser. 2, iv. 94.

X. fusca, griseo-pubescentibus; clytris impunctatis, totis pubescentibus, griseo-sericeis; prothorace disco fere glabro, in medio bicostato, lateraliter intricate corrugato.

*Hab.*—Sarawak.

Dark brown; head with a deep ovate impression below the antennary tubers; prothorax longer than broad, the sides slightly rounded, dark brown, nearly glabrous, the disk with two costæ, the sides strongly and irregularly corrugate; elytra rather short, a little broader posteriorly, impunctate, covered with a grayish silky pubescence; antennæ, legs, and body beneath, with a grayish pubescence.

Length 11 lines.

The prosternum in this species like *Zatrephus pannosus*, has a strongly marked vertical tubercle.

HESPEROPHANINÆ.

Four genera of this sub-family are found in the Malayan Archipelago. They all belong to the division having the prothorax without the lateral spine. Their diagnostic characters, according to M. Lacordaire, consist in having the anterior coxæ transversely oval or subglobose, and the intermediate cotyloid cavities open externally. The head is only slightly prominent, very short in front, with large eyes; the prothorax large, often tuberculate above; the elytra slightly exceeding the prothorax at the base; the prosternum rounded behind; the body elongate and pubescent. The species are disseminated over the world; *Hesperophanes* and *Stromatium* are the only representatives of the sub-family in Europe.

*Genera.*

- Antennæ spinous.....*Laodora*, n. g.  
 Antennæ unarmed.  
     Elytra with ivory-like callosities .....*Gnatholea*, Thoms.  
     Elytra without callosities.  
         Antennary tubers prominent, joined at the base...*Zoodes*, Pasc.  
         Antennary tubers depressed, divided at the base...*Stromatium*, Serv.

LAODORA.

*Caput* antice brevissimum ; fronte lamellifera ; tuberculis antenniferis prominentibus. *Oculi* infra distantes. *Antennæ* pubescentes, piliferæ ; *scapo* breviusculo, obconico ; articulo 3io elongato ; cæteris multo brevioribus, 3-4-5 apice spinosis. *Palpi* maxillares labialibus duplo longiores, articulo ultimo triangulari. *Prothorax* breviter ovatus, depressus, lateribus rotundatis, disco regulari. *Elytra* breviuscula, depressa, postice gradatim angustiora, apicibus truncatis. *Pedes* mediocres ; *femora* sensim incrassata, inermia ; *tibiæ* posticæ longiores ; *tarsi* breves, intermedii et postici æquales. *Prosternum* angustum, postice rotundatum. *Mesosternum* anguste triangulare, declive. *Abdomen* conicum, segmentis fere æqualibus.

The intermediate cotyloid cavities being a little angulate at the outer side, I have placed this genus with the *Hesperophaninæ*, and its antennæ being spined, it will take its place near *Phacodes* and *Gnaphalodes*, but in habit it is different from both, more nearly resembling in that respect some of the North American species of *Elaphidion*.

*Laodora pilosa.*

L. ferruginea, pube albescenti et pilis adspersis tecta.

*Hab.*—Banda.

Ferruginous, covered with a short close dusty white pubescence, with long flying hairs intermixed ; head densely



pubescent, deeply grooved between the eyes; prothorax finely and closely punctured, the pubescence close and uniformly distributed, as it is also on the elytra; the latter at the base rather less finely punctured than the prothorax, the punctures gradually disappearing posteriorly; body beneath, legs, and antennæ finely pubescent.

Length 6 lines.

#### GNATHOLEA.

*Gnatholea*, J. Thomson, *Essai*, &c., p. 375; Lacordaire, *Gen.* viii. 284.

*Caput* antice breve, latum; tuberibus antenniferis prominentibus; *mandibulæ* ( $\sigma$ ) validæ, supra cristatæ. *Oculi* mediocres. *Antennæ* corpore longiores, præsertim in maribus, articulo tertio quarto longiore, sequentibus subæqualibus. *Prothorax* transversus, utrinque rotundatus. *Elytra* pærellela, parum convexa, maculis eburneis ornata. *Femora* compressa; *tibiæ* rectæ; *tarsi* breviusculi. *Prosternum* postice arcuatum. *Mesosternum* amplum, declive.

A remarkable genus on account of the peculiarly shaped mandibles of the males—an approach to the same structure is seen also in the females—and of the ivory-like spots, generally in twos, on the elytra. M. Lacordaire has published another species (*G. subnuda*) from Malacca; it differs, *inter alia*, in having the elytra bispinous.

#### *Gnatholea stigmatipennis.*

*Hesperophanes stigmatipennis*, White, *Cat. Long. Brit. Mus.* p. 303.

*Gnatholea eburifera*, J. Thoms., l. c.

*G. fusca*, pube grisea tecta; elytris apice rotundatis, singulis macula gemellata submediana flavo-eburnea ornatis.

*Hab.*—Malacca (and Cambodia and Philippine Islands).

Dark brown, covered with a grayish pubescence; prothorax as broad as the elytra ( $\sigma$ ) bituberculate on the disk; elytra with numerous impressed glabrous spots, rounded at the apex, a gemellate pale yellowish ivory-like

callosity on each, placed a little behind the middle, occasionally a smaller and simple callosity of the same character at the base; antennæ, body beneath, and legs, with a slight gray pubescence.

Length 9-10 lines.

#### STROMATIUM.

*Stromatium*, Serville, Ann. Soc. Ent. Fr. iii. 30; Lacordaire, Gen. viii. 282.

*Caput* mediocre vel parvum, antice breve, verticale, supra clypeum impressum; tuberibus antenniferis validis, basi approximatis, apice conico-productis. *Palpi* breves, articulo ultimo vix triangulari. *Antennæ* corpore multo longiores ( $\sigma$ ), pilosæ; *scapo* obconico, leviter arcuato, articulo tertio quarto longiore, sequentibus subæqualibus. *Prothorax* transversus, convexus, lateribus rectus vel rotundatus, et in  $\sigma$  tomentosus, margine postico latiore. *Elytra* elongata, parallela, sutura spinosa. *Pedes* modice elongati; *femora* compressa; *tarsi* intermedii et postici æquales. *Prosternum* modice latum (in *S. strepente* angustum). *Mesosternum* amplum.

M. Lacordaire divides this genus into two sections, according as the male has the prothorax furnished with a tomentose depressed patch on each side or not. I find it, however, in all the species he has enumerated except *S. hirtum*, L. Fairm., which is unknown to me. In *S. asperulum* and the new species here described, the prothorax is rounded at the sides, the patch in question being mostly underneath; in the others the sides are straight, and the patch is visible from above. No other instance of such a structure occurs, I believe, among the *Coleoptera*, and its use is unknown. The patch is always large and well limited, and densely tomentose.\* *Solenophorus*, Muls., was founded on the female of *S. unicolor*.

\* The European *S. unicolor*, Ol., is found at Rio Janeiro—possibly introduced. My *S. alienum*, from Espiritu Santo, is closely allied and may be the same, but, *inter alia*, the prothorax is so much narrower, and the sides are so much straighter, that I think no Entomologist would unite them until intermediate forms shall be found to demonstrate their identity.

*Stromatium asperulum.*

White, Cat. Long. Brit. Mus. p. 300.

*S. fusco-cinnamomeum* ; prothorace modice transverso, linea leviter elevata mediana ; elytris pustulatis.

*Hab.*—Singapore (and Hong-kong).

Brownish-cinnamon, covered with a short dense gray pubescence ; prothorax moderately transverse, a slightly elevated longitudinal line on the middle of the disk ; elytra punctato-pustulate, punctures setigerous ; body beneath, reddish, coarsely pubescent.

Length 10-11 lines.

*Stromatium laticolle.*

*S. fulvo-cinnamomeum* ; capite prothoraceque fuscis, hoc valde transverso, linea mediana nulla ; elytris pustulatis.

*Hab.*—Batchian ; Tondano.

(♂.) Yellowish-cinnamon, covered with a delicate gray pubescence ; head and prothorax brown, the latter very transverse, coarsely and closely punctured, and without a median line ; scutellum semicircular ; elytra narrower than the prothorax, each with two slightly elevated lines, the disk with small glabrous pustules, having a large puncture posteriorly, from which arises a long nearly erect bristle ; body beneath, and legs, glossy yellowish-brown, rather loosely pubescent.

Length 9-12 lines.

The pustular elevations are smaller and less marked in this species, and the pubescence is of a finer and sparser character.

## ZOODES.

*Zoodes*, Pascoe, Ann. and Mag. Nat. Hist., ser. 3, xix. 319 ; Lacordaire, Gen. viii. 281.

*Stromatio* differt præcipue capite majore, tuberibus antenniferis prominentibus, conjunctis, scapo brevi, pyriformi, et prothorace haud tomentoso, postico angustiori.

To these characters M. Lacordaire adds, *inter alia*, the antennary tubers produced into a short cone at the apex, but this is also the case in *Stromatium*; elytra unarmed at the extremity, to which, however, *Z. maculatus* is an exception;\* and as a secondary character, that these organs constantly present a design which is foreign to *Stromatium*, and which gives the species a different physionomy. The union of the antennary tubers at the base creates a prominent uninterrupted fold between the eyes, which is wanting in *Stromatium*. *Zoodes maculatus*, White, a Ceylonese species, varies greatly in size, and the males are very much more bulky than the females. The latter peculiarity seems also to be the case with *Z. cornutus*, according to M. Lacordaire, but of this I have only seen the male—the specimen here described, which seems to differ slightly in colour from the type.

*Zoodes cornutus.*

Lacordaire, l. c. (note).

*Z. pallide* griseo-ferruginea; prothorace rufo-fusco, utrinque leviter tuberculato; elytris fusco-fasciatis.

*Hab.*—Singapore.

Pale grayish ferruginous, covered with a fine soft silky pubescence; head and prothorax dark reddish-brown, the former with a transverse and somewhat triangular impression above the clypeus, the latter with a small distinct post-median tubercle on each side, the disk slightly irregular, with two nodes a little before the middle; elytra not broader than the prothorax in the male, each with two oblique brown irregular bands, one before, the other behind the middle, apices unarmed, but the sutural angle slightly acuminate; body beneath, and legs, reddish-brown, with a silky pubescence.

Length 11 lines.

PHORACANTHINE.

Only one genus, represented by one species, and that a well-known one, is found in the collection, although the sub-family is more than half composed of Australian species; the remainder being American, with the exception of two genera belonging to Ceylon and West Africa

\* The suture is produced into a slender spine.

respectively. Of the characters of *Phoracanthinæ* the two most important are the closed intermediate cotyloid cavities, and the spinous antennæ.\*

*Genus.*

*Callirrhœ*, Newm.

CALLIRRHŒ.

*Callirrhœ* (*sic*), Newman, Entom. i. 3 (Nov. 1840).

*Coptocercus*, Hope, Trans. Zool. Soc. iii. 195; Lacordaire, Gen. viii. 307.

*Caput* paulo elongatum, fronte sub-brevi. *Labrum* breve, transversum. *Oculi* prominuli, reniformes. *Antennæ* corpore longiores, articulis 3-6 apice spinosis. *Prothorax* elongatus, cylindricus, tuberculatus. *Elytra* angustata, fere parallela, apicibus truncatis, spinosis, vel muticis. *Pedes* sensim longiores; *femora* petiolato-clavata; *tibiæ* rectæ, posticæ vix curvatae; *tarsi* antici articulo basali triangulari, intermedii et postici paulo elongati. *Pro- et mesosterna* simplicia.

Mr. Newman can scarcely be held to have characterized this genus, "its slender and graceful form, its suddenly incrassated femora, and the gaiety of its colours," being all that he has said of it; and such a flippant manner has indisposed Entomologists to adopt the name which he has "suggested." Mr. Newman, however, wrote in times when such a loose method was more tolerated than it would be now, and as Mr. Hope's definition was not much more to the purpose, I think, on the ground of priority, we should adopt Mr. Newman's name. It must be recollected that there can be no doubt about the species intended, as *Stenocorus biguttatus* is given as the type, and of this Donovan gives a very good figure.

\* M. Lacordaire, in a note (viii. 307), says that the genus *Atesta* has the elytra "manifestly truncate" at the apex, not rounded as I have stated; and that *Coptocercus unifasciatus*, Hope, forming one of the species of my genus *Allotisis* has the joints of the antennæ, from the third to the ninth, according to Hope's figures, furnished with short spines, not the third and fourth only. I can only maintain and repeat here what I have stated in proposing those genera.

*Callirrhöe biguttata.*

*Stenocorus biguttatus*, Donovan, Ins. of New Holland.

*Coptocercus biguttatus*, Hope, l. c., pl. xii. fig. 7.

*C. fusco-ferruginea*; capite prothoraceque fuscis, hoc lateribus muticis; elytris flavo-guttatis, apicibus extus spinosis.

*Hab.*—Batchian, Kaioa, Bouru (and Australia).

Brownish-ferruginous; head and prothorax brown, somewhat glossy; the latter not spined at the sides, and with a sparse silvery pubescence; scutellum scutiform, brownish; elytra strongly punctured at the base, the punctures gradually disappearing towards the middle, with two series of yellow ivory spots, either more or less connected, or with six distinctly separated on each, and another at the apex, the outer angle spined; body beneath, legs, and antennæ reddish ferruginous.

Length 6 lines.

## CALLIDIOPSINÆ.

Like the *Cerambycince* this sub-family is subject to such modifications of structure that it is difficult to limit the genera satisfactorily, and it is as difficult to limit decisively the sub-family itself. According to M. Lacordaire, it is extremely near the *Eligmodermineæ*, and he separates it rather because of the habit of the species, which is very different in the two groups, than from any dependable technical character. Generally it may be said that the head is small, not prominent, short in front, with the antennary tubers depressed or sometimes obsolete; the lower lobe of the eyes large, generally close to the mandibles; the latter short and pointed; antennæ pubescent, villous and unarmed; prothorax oval or cylindrical, rarely tubercled; anterior coxæ globose, with their cotyloid cavities open behind, and the intermediate closed in. Some of the species are yellowish varied with dark brown or black, and others—especially most of those here described—are brown of various shades, with a pubescence consisting of gray decumbent hairs placed apart, and at regular distances. With the exception of four American genera, including one from the West Indies,\* and one

\* This is supposed to be the *Curtomerus* of Stephens, once taken in England, and so introduced into some of our lists.

from Réunion, all the others are natives of Australasia and the Malayan Archipelago; the greater part, however, belong to the former.\*

*Genera.*

Femora pedunculato-clavate.

With antennary tubers.

Muzzle produced ..... *Ceresium*, Newm.

Muzzle short..... *Tethionea*, n. g.

Antennary tubers obsolete..... *Semiopoe*, n. g.

Femora gradually clavate.

Antennary tubers prominent..... *Examnes*, n. g.

Antennary tubers obsolete.

Femora slender ..... *Salpinia*, n. g.

Femora strongly clavate.....

Basal joint of posterior  
tarsi elongate ..... *Diatomocephala*, Bl.

Basal joint of posterior  
tarsi short ..... *Dictamnia*, n. g.

CERESIIUM.

*Ceresium*, Newman, Entom. i. 322; Lacordaire,  
Gen. viii. 353.

*Caput* antice paulo elongatum; tuberibus antenniferis parum prominentibus. *Oculis* supra vix approximantes. *Antennae* setaceae, corpore longiores; *scapo* paulo incrassato, mediocre; articulo quarto tertio vel quinto breviori, quinto et sequentibus subaequalibus. *Prothorax* oblongus, cylindricus, vel parum depressus, tum utrinque paulo rotundatus. *Elytra* elongata, angustata, fere parallela, apicibus integris. *Pedes* mediocres; *femora* pedunculato-clavata, postica paulo elongata; *tibiae* anticae et intermediae breviusculae; *tarsi* postici articulo basali subelongato. *Prosternum* postice rotundatum. *Mesosternum* sat amplum, declive.

There are considerable differences in the form of the prothorax of the species of this genus, varying continuously, and without any appreciable break, between that

\* One species, however, *Diatomocephala simplex*, is scattered over many of the Pacific Islands, and I have a specimen from Madagascar.



of *C. cretatum*, in which it is long and perfectly cylindrical, and that of *C. versutum*, in which it is as broad as it is long, depressed and rounded at the sides. The species extend from North China to New Guinea, but have not yet been found in Australia. *Pneumida*, Thoms., is included in *Ceresium* by M. Lacordaire; its species (*argenteofasciata*) is found in Malacca, but does not occur in Mr. Wallace's collection.

*Ceresium raripilum.*

Newman, *l. c.*

*C. nigrum*, nitidum, pilis albis sparsis obsitum; prothorace subcylindrico, utrinque paulo rotundato.

*Hab.*—Singapore (and Philippine Islands).

Black, shining, with scattered white adpressed hairs, more numerous on the head and prothorax, the latter subcylindrical, narrowed at the apex, the sides slightly rounded; scutellum covered with a dense whitish pubescence; elytra blueish-black in certain lights, coarsely and closely punctured, the punctures gradually smaller posteriorly; body beneath, dark brown, shining, clothed with long hairs; legs dark brown, hairy.

Length 6 lines.

This is the type of the genus, to which Mr. Newman subsequently referred his *Obrium immite* and *O. æthiops*: his *Callidium intortum*, doubtfully referred to the same, is now *Porithea intorta*, and *C. vile* is the same as *Diatomocephala simplex* (*maculaticollis*, Blanch.).

*Ceresium rufipes.*

*C. nigrum*, vix nitidum, pilis albis sparsis obsitum; prothorace paulo depresso, utrinque rotundato; antennis pedibusque, genibus exceptis, læte luteis.

*Hab.*—Timor.

Black, scarcely shining, covered with scattered whitish or grayish-white hairs; head without any impressed lines, lip and palpi luteous; prothorax rather depressed, oblong ovate, closely but not coarsely punctured; scutellum triangular, rounded at the sides, covered with whitish hairs; elytra closely punctured, the punctures coarser

towards the base, gradually finer posteriorly; body beneath, blackish, clothed with an equal grayish pubescence; antennæ and legs bright yellowish-red, the apex of the femora and base of the tibiæ black.

Length 6 lines.

*Ceresium furtivum.*

*C. fuscum*, parce pilosum; prothorace paulo depresso, utrinque rotundato, fortiter punctato; elytris brunneis, rugoso-punctatis; antennis pedibusque brunneis, his genubus nigris.

*Hub.*—Sarawak.

Dark brown, scarcely shining, with scattered whitish hairs; head closely punctured, without any impressed lines; prothorax somewhat depressed, scarcely longer than broad, its sides rounded, the disk strongly punctured; scutellum rounded behind, covered with a whitish pubescence; elytra shorter than in the preceding, the punctures raised at their anterior borders, each bearing a delicate whitish hair; body beneath, glossy chesnut-brown, slightly pubescent; antennæ and legs brownish-red, the latter with the apex of the femora black.

Length 6 lines.

*Ceresium Zeylanicum.*

White, *Cat. Longic. Brit. Mus.* p. 246.

*C. obscure fuscum*, antennis elytris que fulvo-ferrugineis; prothorace albo-pubescente, in medio macula magna glabra cordiformi.

*Hub.*—Sarawak (and Ceylon).

Dull dark brown, the antennæ and elytra fulvo-ferruginous; prothorax with a dense whitish pubescence, having in the middle a large glabrous cordiform spot; scutellum small, triangular, densely pubescent, white; legs and sterna dark brown, abdomen glossy ferruginous.

Length  $5\frac{1}{2}$  lines.

*Ceresium ? versutum.*

*Pascoe, Proc. Zool. Soc.* 1866, p. 532.

*C. brunneum*, opacum, sparse albo-pilosum; capite

brevissimo ; prothorace depresso, breviusculo ; pedibus rufo-ferrugineis, nitidis.

*Hab.*—Sarawak (and Penang).

Reddish-brown, opaque, with scattered whitish hairs ; head very short in front, roughly punctured, antennary tubers nearly obsolete ; prothorax dark brown, with crowded irregular impressed punctures, the intervals corrugate ; scutellum brown ; elytra moderately long, closely punctured at the base, the punctures raised at their anterior borders and piliferous ; body beneath, glossy brown, paler on the abdomen ; legs reddish-ferruginous, shining, slightly pilose ; antennæ with the third joint twice as long as the fourth, ferruginous, sparsely pubescent.

Length  $5\frac{1}{2}$ -6 lines.

This species differs from *Ceresium* in its short broad face, and in the third joint of its antennæ being twice as long as the fourth, instead of only a little longer (or as in *C. vestigiale* not longer). Its habit, however, is quite the same as *Ceresium*, and for the present I leave it in the genus as an abnormal species.

#### EXAMNES.

*Caput* subverticale, antice brevissimum ; tuberibus antenniferis prominentibus, basi conjunctis. *Oculi* profunde emarginati, supra vix approximati. *Antennæ* ( $\sigma$ ) corpore duplo longiores, validæ, sensim attenuatæ, pilosæ ; *scapo* brevi, crasso ; articulis 3io et 5to æqualibus, sequentibus vix longioribus, 4to brevior. *Prothoracæ* plus minusve oblongus, subdepressus. *Elytra* modice vel vix elongata, postice angustiora, apicibus rotundatis. *Pedes* validi : *femora* fortiter clavata, basi subattenuata ; *tarsi* postici articulo basali elongato. *Prosternum* postice truncatum ; *mesosternum* breviter declive.

Preserving the general habit of *Ceresium*, but with much longer and stouter antennæ, and a very short face, the lower border of the antennary tubers being closely approximate to the upper lip ; and those organs, connected and on the same plane at the base, form a nearly continuous pad.\* Two individuals, apparently both

\* M. Lacordaire uses the word "bourrelet" for this form.

males, of what I regard as the same species, *E. longicornis*, differ remarkably in breadth; the prothorax in one being scarcely longer than its breadth, in the other it is decidedly elongate; the elytra have the same proportionate breadth in both specimens.

*Examnes longicornis* (Pl. XX. fig. 3).

*E. fulvo-brunneus*, sparse griseo-pubescent; scapo brevi, valde incrassato; prothorace modice punctato, linea lævigata mediana instructo.

*Hab.*—Bouru; Dorey.

Fulvous brown, with a scattered gray pubescence; head rather broad in front, the lip with ferruginous hairs, two white densely pubescent spots behind the eyes; prothorax moderately punctured, a smooth longitudinal line on the disk, two white pubescent spots anteriorly; scutellum triangular, covered with a dense white pubescence; elytra thickly punctured at the base, fading away towards the apex, each puncture with a grayish bristle-like hair; body beneath, and legs, with a moderately close pubescence, and without flying hairs; antennæ clothed with long flying hairs, especially beneath.

Length 9-10 lines.

*Examnes idoneus.*

*E. fulvo-brunneus*, sparse griseo-pubescent; scapo longiore, minus incrassato; prothorace leviter punctato, linea lævigata mediana instructo.

*Hab.*—Waigiou.

Resembles the preceding species, but less robust, the scape longer and much less thickened, and the antennæ less pubescent; the prothorax more finely punctured; and the elytra proportionately shorter.

Length 7 lines.

*Examnes frontalis.*

*E. fuscus*, postice dilutior, sparse griseo-pilosus; scapo subcylindrico; prothorace rugoso-punctato, linea mediana nulla.

*Hab.*—Sarawak.

Dark brown, paler posteriorly, sparsely clothed with short almost erect hairs, longer on the legs and antennæ;

head with a gray roughish pile, which, however, is nearly absent between the eyes; prothorax ovate, roughly punctured, the intervals partially granulate, without a median line; scutellum rounded behind, covered with a fine whitish pubescence; elytra more coarsely punctured at the base, the punctures bearing hairs, which are much more numerous posteriorly; body beneath, slightly pubescent; legs luteous, with long flying hairs, femora very stout, glossy; antennæ with the scape nearly cylindrical.

Length 8 lines.

DIATOMOCEPHALA.

*Diatomocephala*, Blanchard, Voy. au Pôle Sud, p. 266;  
Lacordaire, Gen. viii. 354.

*Arhopalus*, Newman, Entom. i. 223.

*Caput* antice breve, fronte haud lamellifera; tuberibus antenniferis obsoletis. *Oculi* supra vix approximati. *Antennæ* in utroque sexu corpore paullo longiores, pubescentes; *scapo* cylindrico, articulo tertio quinto æquali, quarto tertio brevior, quinto et sequentibus fere æqualibus. *Prothorax* lateribus rotundatus. *Elytra* subparallela, apicibus rotundatis. *Pedes* mediocres; *femora* fortiter clavata, haud pedunculata; *tarsi* postici et intermedii æquales. *Prosternum* depressum. *Mesosternum* declive.

Since M. Lacordaire has made the relative thickness of the femora the starting point of his tabulation of the genera of this sub-family, I have been compelled to adopt this genus which I had formerly held to be synonymous with *Ceresium*. The difference, like that of the antennary tubers, is comparative, well marked in extreme forms, but passing insensibly into one another. In *D. albifrons* the scape is exceptional, being rather pyriform than cylindrical. The type, *D. simplex*, does not seem to have been found by Mr. Wallace.

*Diatomocephala diversa.*

*D. nigra*, nitida, pilis numerosis griseis vestita; antennis pedibusque luteo-testaceis; femoribus sat elongatis, validis.

*Hab.*—Menado.

Black, shining, with numerous gray adpressed hairs, not contiguous, but enough to give the upper surface a

smoky-brown colour; hairs forming a fringe round the eyes; lip and palpi yellowish-ferruginous; prothorax longer than broad, the apex narrower than the base, the middle marked with an oblong longitudinal glabrous line; scutellum triangular; elytra broadest at the base, slightly narrowing posteriorly; breast dark brown, with a close whitish pubescence; abdomen reddish-yellow, very sparingly pubescent; antennæ and legs luteo-testaceous, femora rather long and robust, and with the tibiæ and tarsi clothed with longer hairs.

Length 7 lines.

*Diatomocephala pachymera.*

*D. brunnea*, nitida, pilis griseis brevibus vestita; pedibus luteo-testaceis; femoribus validissimis.

*Hab.*—Bouru; Ceram.

Pale reddish-brown, shining, with short scattered hairs; head slightly hairy, two weakly impressed lines between the eyes; prothorax rather longer than broad, and much narrower at the apex than at the base, irregularly punctured, the disk with a central oblong glabrous patch; scutellum triangular; elytra elongate, narrow, tapering towards the apex; breast brownish, with a close whitish pubescence; abdomen luteous, shining, very slightly pubescent; legs luteous, femora very stout, especially the anterior and intermediate, the posterior nearly reaching to the end of the elytra.

Length 9 lines.

*Diatomocephala larvata.*

*D. fusca*, opaca, postice dilutior, pilis griseis sparsis vestita; capite dense albo-pubescente; prothorace vittis duabus albis ornato.

*Hab.*—Lombok.

Dark brown, opaque, paler posteriorly, with short scattered hairs; head clothed with a dense white pubescence spreading round the eyes behind, leaving, however, a small glabrous space on the vertex; prothorax rather longer than broad, on each side of the disk an irregular white stripe composed of dense decumbent hairs; scutellum small, covered with a white pubescence; elytra somewhat elongate, slightly tapering posteriorly; body beneath, yellowish-pitchy; legs and antennæ brownish, clothed with scattered grayish hairs.

Length 7 lines.

## TETHIONEA.

*Caput* subverticale, magis latum, antice breve, sutura clypeuli arcuata, profunde impressa; tuberibus antenniferis subdepressis. *Oculi* magni, prominentes, profunde emarginati. *Antennæ* corpore longiores; *scapo* articulisque tertio et quarto longitudine fere æqualibus, sequentibus longioribus et æqualibus. *Prothorax* subelongatus, paulo depressus, lateribus paulo rotundatus. *Elytra* oblonga, vix parallela, apicibus uni- bi- vel tri-apiculatis. *Pedes* fere ut in *Ceresio*, sed *tarsi* multo longiores, et fere æquales. *Prosternum* angustum; *mesosternum* sat amplum. *Abdomen* in maribus breve. *Corpus* fere glabrum.

In this genus, which is very distinct from *Ceresium*, I have included *C. apiculatum*, which, however, has somewhat shorter antennæ than the rest, and a narrower head. In all the species described below, the pubescence consists of very short scattered hairs, only visible under a lens.

§ *Elytra* with uniapiculate apices.

*Tethionea unicolor* (Pl. XX. fig. 4).

*T. fulvo-testacea*, pedibus dilutioribus; prothorace sat lato, lateribus subrotundatis.

*Hab.*—Aru.

Rather glossy, entirely fulvo-luteous, the legs paler; head slightly punctured between the eyes; prothorax a little longer than broad, rather broader than the head, the sides slightly rounded, the disk finely punctured, a slight projection near the base on each side; scutellum nearly semicircular; elytra finely punctured, the punctures gradually fainter beyond the middle, and finally disappearing, a scarcely elevated longitudinal line between the outer margin and suture, the apex of each elytron formed by the oblique truncature of the suture and the incurvature of the outer margin; body beneath, finely punctured, the abdomen slightly pubescent; mandibles black; antennæ a quarter as long again as the body, pubescent.

Length  $5\frac{1}{2}$  lines.



*Tethionea apiculata.*

*Ceresium apiculatum*, Pascoe, Journ. of Entom. i. 357.

*T. lutea*, lateraliter picea; prothorace angusto, lateribus fere parallelis.

*Hab.*—Batchian.

Rather glossy, reddish-yellow, the sides of the prothorax and elytra pitchy brown; head slightly punctured; prothorax rather narrower than the head, a little longer than broad, the sides nearly parallel, the disk finely punctured; elytra punctured as in *T. unicolor*, the apex of each formed in the same way; antennæ, except the scape, and the lower part of the tibiæ and tarsi, pubescent; abdomen impunctate.

Length 4 lines.

Of this, as well as of the last species, my specimens appear to be females.

§ § Elytra emarginate, or biapiculate at their apices.

*Tethionea strumosa.*

*T. piceo-brunnea*, pedibus testaceis; prothorace pone medium utrinque irregulariter tuberculato.

*Hab.*—Ceram, Amboyna.

Slightly glossy, pale pitchy brown, a little darker at the sides; head finely punctured, a short impressed line between the antennary tubers; prothorax a little longer than broad in the male, finely punctured, on each side behind the middle are three or four tubercles, sometimes partially connected and then forming an indefinite irregular patch; scutellum rounded behind; elytra finely punctured, but the punctation coarser at the base, in one example an indistinct brownish band behind the middle, apices biapiculate; legs testaceous, a little darker at the knees; antennæ half as long again as the body in the male, pitchy testaceous, finely pubescent; body beneath, pitchy brown, with sparse scattered hairs.

Length  $5\frac{1}{2}$  (♂)—7 (♀) lines.

In the unique male insect in my collection, the terminal joint of the maxillary palpi is rather singular, the truncate slope commencing nearly from the base, so that the greater part of the side of the joint appears to be removed; in the female it is nearly cylindrical, or only slightly triangular, as in the same sex of the rest of the species.

§ § § Elytra biemarginate, or triapiculate at their apices.

*Tethionea tridentata.*

*T. piceo-brunnea*, tibiis tarsisque sensim pallidioribus; spina intermedia elytrorum elongata.

*Hab.*—Batchian.

Slightly glossy, pale pitchy brown; head finely punctured, a slightly impressed line extending from the vertex to the epistome; prothorax finely punctured, oblong, the apex and base equal in breadth; scutellum rounded behind; elytra finely punctured, the punctation coarser at the base, and gradually becoming very minute posteriorly, the apex of each elytron deeply biemarginate, the part between the two emarginations produced into a strong spine; body beneath, chesnut brown, with a few scattered hairs; legs gradually paler on the tibiæ, the tarsi yellowish-testaceous; antennæ half as long again as the body in the male, slightly pubescent.

Length 5 lines.

The form of the maxillary palpi in my unique specimen (a male) is similar to that of *T. strumosa*, hence it is very probably characteristic of the genus.

DICTAMNIA.

*Caput* porrectum, antice breve. *Oculi* magni, infra sub-approximati. *Antennæ* corpore paulo longiores; *scapo* breviusculo, obconico; articulis a tertio ad decimum fere æqualibus; ultimo paulo longiore. *Prothorax* depressiusculus, utrinque rotundatus, supra rugosus. *Elytra* elongata, postice gradatim angustiora, apicibus truncatis. *Pedes* validi; *femora* haud pedunculata, in medio incrassata; *tarsi* fere æquales. *Prosternum* postice rotundatum; *mesosternum* breve, inter coxas elevatum. *Corpus* sparse pilosum.

In this genus the femora, although very thick in the middle, are not in any degree pedunculate at the base. The outline of the prothorax is like that of *Strongylurus*, but the anterior cotyloid cavities are open behind.

*Dictamnia rugosa.*

*D. brunneo-picea*; prothorace carinis tribus longitudinalibus instructo.

*Hab.*—Dorey.

Pale brownish-pitchy, shining, clothed above with numerous coarse scattered hairs; head a little concave above the mouth, a longitudinal groove between the upper lobes of the eyes; prothorax about equal in length and breadth, the disk with three longitudinal irregular glossy black lines, and a few less prominent interrupted transverse lines between them, the intervals and sides roughly hairy; scutellum triangular, closely covered with pale hairs; elytra roughly and closely punctured at the base, becoming less so posteriorly, and scarcely apparent at the apex; body beneath, and legs, glossy brown, with a scattered and fine pubescence; antennæ with a short tomentose pubescence.

Length 8 lines.

## SALPINIA.

*Caput* fere porrectum, antice breviusculum; tuberibus antenniferis brevibus; fronte lamellifera. *Oculi* prominentes, fortiter emarginati, supra haud approximantes. *Antennæ* graciles, filiformes, corpore longiores; *scapo* paulo incrassato; articulo tertio quarto longiore; a quarto ad sextum fere æqualibus; cæteris brevioribus. *Prothoracæ* cylindricus, subelongatus, capite angustior. *Elytra* parallela, angustata, apicibus rotundatis. *Pedes* graciles; *femora* fusiformia; *tibiæ* attenuatæ; *tarsi* intermedii et postici æquales, articulo basali longitudine duobus sequentibus simul sumptis æquali, antici subelongati. *Prosternum* postice paulo elevatum; *mesosternum* antice subtruncatum. *Abdomen* segmentis æqualibus.

The specimen before me appears to be a female. Its narrow cylindrical form gives it a habit different from the rest of its sub-family.

*Salpinia diluta* (Pl. XX. fig. 5).

*S. pallide testacea*, pube sparsa subargentea tecta; elytris duabus fasciis infuscatis.

*Hab.*—Sarawak.

Pale testaceous, with a sparse slightly silvery pubescence; head darker testaceous, the clypeus divided from the front by a well-marked arched suture, between the eyes a short impressed line; prothorax sparingly punctured, half as long again as broad, the disk with a small central tubercle, and clouded with brown, the anterior and posterior margins also brown; scutellum dark brown, rounded behind; elytra rather finely punctured at the base, impunctate towards the apex, a curved brownish band extending backwards from the shoulders, and another nearly transverse near the middle; body beneath, ochreous-testaceous, finely pubescent; legs testaceous, the femora brownish; anteaenæ half as long again as the body, testaceous, the scape tawny, the second and third joints brown.

Length  $4\frac{1}{2}$  lines.

#### SEMIOPE.

*Caput* subverticale, angustum, antice breve, tuberibus antenniferis obsoletis; fronte haud lamellifera. *Oculi* prominuli, anguste emarginati, supra approximati. *Antennæ* corpore longiores, graciles; *scapo* attenuato, arcuato, apicem versus sensim crassiore; articulo quarto quinto multo brevior, cæteris (quinto incluso) fere æqualibus, in ♀ (?) paulo unilateraliter dilatatis. *Prothorax* paulo elongatus, subcylindricus. *Elytra* subangusta, pone medium sensim angustiora, apicibus truncatis. *Pedes* graciles; *femora* petiolato-clavata; *tubice* rectæ, gradatim longiores; *tarsi* postici articulo basali duobus sequentibus brevior. *Prosternum* angustum; *mesosternum* sat amplum. *Abdomen* conicum.

The coloration of the only species of this genus is very different from anything else in the sub-family; in other respects *Tethionea* seems to be the genus to which it is most nearly allied. It is, however, more slender in its proportions, and differs more particularly in not having any antennary tubers, and the consequent absence of the deep depression below them which characterizes *Tethionea*.

*Semiopse festiva* (Pl. XX. fig. 6).

*S. nigra*, nitida; elytris basi et pone medium fulvis; corpore infra, propectore excepto, et femoribus basi, testaceis.

*Hab.*—Saylee.

Black, shining; head roughly punctured, and generally rugose, two short vertical ridges between the antennæ; prothorax about a third as long again as broad, very slightly rounded at the sides, nearly glabrous, marked with a few rather coarse punctures; scutellum small, triangular, fulvous; elytra about twice the length of the head and prothorax together, coarsely punctured at the base, gradually less so posteriorly, furnished with a few scattered grayish hairs, the apices truncate; body beneath, except the propectus, and bases of the femora, testaceous; legs and antennæ, except at the base, with a thin grayish pubescence.

Length 4 lines.

## STRONGYLURINÆ.

A single specimen of a rare and very remarkable insect constitutes the only Malayan representative obtained by Mr. Wallace, of this almost purely Australian sub-family. A second example in the Darmstadt Cabinet was described by Dr. Kaup, and a third, which served M. Lacordaire for his description, is in the possession of Count Mniszech. The female is unknown.

The principal character of the *Strongylurinae* is the possession of a muzzle, but this is wanting in the Malayan genus; the sub-family is then known, according to M. Lacordaire, by the antennæ being flabellate in the males, and by a peculiar structure of the mesosternum; from its nearest Malayan allies it is distinguished by the enclosure of its anterior cotyloid cavities. Of the ten genera eight are Australian. Another remarkable genus (*Heterolepis*, Lacord.) is from New Caledonia; its single species, *H. tmesisternoides*, is covered with scales, without any admixture of hairs, except beneath; it is the only known instance of this kind of vestiture among the Longicorns.

## Genus.

*Aprosictus*, Pasc.

## APROSICTUS.

*Aprosictus*, Pascoe, Proc. Zool. Soc. 1866, p. 531, note ;  
Lacordaire, Gen. viii. 382.

*Westwoodia*, Kaup, Ceramb. Samml. zu Darmstadt,  
p. —, (nec Nitzsch, nec Spence Bate).\*

(♂) *Caput* exsertum, antice breve ; mandibulis productis ; tuberibus antenniferis contiguis, prominentibus. *Oculi* magni, supra valde approximati. *Antennæ* corpore longiores, piloso-fimbriatæ ; *scapo* obconico, arcuato ; articulis 3-10 gradatim decrescentibus, apice nodosis et flabellatis ; articulo ultimo longissimo, attenuato. *Prothoracæ* cylindrico-conicus. *Elytra* elongata, postice gradatim angustiora, apicibus acuminato-spinosis. *Pedes* validi ; *femora* et *tibiæ* compressæ, illa valde incrassata ; *tarsi* æquales. *Prosternum* postice rotundatum : *mesosternum* amplum, antice declive.

There is nothing more fantastically remarkable among the Longicorns than the antennæ of the insect before me. The first prolongation from the third joint is nearly an inch long, very slender and filiform, and most regularly fringed, apparently on all sides, with very slender hairs ; these prolongations, all exactly of the same character, gradually shorten to the tenth joint, where it is eight lines in length, and the eleventh joint, resembling one of the prolongations but a little thicker, is six lines in length. In other respects the insect has a strong family resemblance to *Strongylurus*. It was taken by Mr. Wallace in the town of Menado, at lamp-light.

*Aprosictus Duivenbodei*.

*Westwoodia Duivenbodei*, Kaup, l. c., pl. ii. fig. 3.

A. testaceo-brunneus ; prothorace dense griseo-tomentoso, linea longitudinali mediana maculisque duabus basalibus glabris.

*Hab.*—Menado, Celebes.

\* Dr. Kaup's generic name has been used on at least two other occasions, besides those mentioned above.

Testaceous brown; head closely covered with yellowish-buff hairs, except behind; prothorax with a dense gray tomentum, with a median longitudinal line and two spots at the base, glabrous, brown; scutellum triangular, covered with a gray tomentum; elytra closely punctured, furnished with long gray scattered decumbent hairs, a black semilunar spot behind the middle of each, the apex bordered with black; body beneath, and legs, reddish-brown, the femora darker, finely pubescent; antennæ pale ferruginous.

Length 12 lines.

#### OBRINEÆ.

A small sub-family, limited, according to M. Lacordaire's arrangement, to three genera, *Obrium*, *Stenomalus*, and *Longipalpus*; "and recognizable by the length and narrowness of the prothorax, the size of the first abdominal segment, and the peculiar habit of the species." In the female, in all those species which are known, the very large basal segment of the abdomen is followed by segments which (although the second and sometimes the last appear very nearly in the normal state) are very short, more or less hairy, and depressed or forming a shallow excavation. I am by no means sure, however, that this peculiar structure is confined to the females, at least in all the species; or that it is not in some degree participated in by the males. But the insects are very scarce in collections, and it is difficult to ascertain the sexes. There are two genera in Mr. Wallace's collection, one perfectly new, and the representative of the other I refer, with a slight shade of doubt, owing to the uncertainty of the sex, to *Obrium*.

#### Genera.

- |   |                       |
|---|-----------------------|
| Prothorax cylindrical, unituberculate<br>at the sides .....       | <i>Obrium</i> , Latr. |
| Prothorax subglobose in front, narrowed behind, sides entire..... | <i>Iphra</i> , n. g.  |

#### OBRIMUM.

*Obrium*, Latreille, in Cuvier, Règne Anim. v. 119;  
Lacordaire, Gen. viii. 361.

*Caput* breve; *mandibulis* productis. *Oculi* prominentes, *profunde emarginati*. *Antennæ* corporo fere



duplo longiores, setaceæ; *scapo* curvato, et articulo tertio longiore; cæteris longioribus. *Prothorax* elongatus, capite angustior, inæqualis, lateraliter unituberculatus, postice constrictus. *Elytra* parallela, breviuscula, apice integra. *Pedes* vix pilosi, sensim longiores; *femora* pedunculato-clavata; *tibiæ* rectæ; *tarsi* breves, subæquales. *Coxæ* anticæ eductæ, contiguæ; intermediae et posticæ approximantes.

I have two specimens of the species described below, but am not certain as to the sex of either. One, from its longer antennæ, appears to be a male, but it has a moderately sized abdomen, with the first segment twice the size of the second, and all of them with a broad hairy patch along the middle. The other (with imperfect antennæ) has an exceedingly small conical abdomen, not longer than the metasternum, slightly hairy only along the middle, and with the last three segments very much smaller than in the former specimen. When better understood, the species will probably require to be separated from *Obrium*. There are two more species (imperfect), apparently both males, in the collection; one from Sarawak, with the ninth joint of the antennæ entirely white; the other from Mysol, with the antennæ dark brown, at least so far as the ninth joint.

*Obrium annulicorne.*

*O. nigrum*, subnitidum; elytris griseo-fuscis, regione scutellari testacea; antennis articulis 3-5 basi testaceis.

*Hab.*—Sarawak.

Blackish, slightly nitid; head finely punctured; prothorax about half the length of the elytra, finely and sparingly punctured, a large double tubercle on each side of the disk, the outermost extending to the side, behind these the prothorax becomes rapidly narrower; scutellum very small, triangular; elytra grayish-brown, lighter round the scutellum, irregularly punctured; body beneath, pitchy-brown; legs brown, nearly glabrous, the femora at the base, and the apical half of the posterior tibiæ and their tarsi, white; antennæ brown, the bases of the third, fourth, and fifth joints testaceous.

Length 2 lines.

## IPHRA.

*Caput* subexsertum, antice breviusculum. *Oculi* prominuli, supra leviter emarginati. *Antennæ* corpori æquales, lineares; *scapo* elongato; articulo quarto breviusculo; quinto scapo æquali; cæteris gradatim decrescentibus. *Prothorax* apice haud capite latior, antice subglobosus, postice constrictus, lateribus inermis. *Elytra* brevía, depressa. *Pedes* mediocres, gradatim longiores; *femora* clavata; *tibiæ* posticæ elongatæ; *tarsi* subæquales. *Coxæ* anticæ exsertæ, breviter conicæ. *Pro-* et *meso-sterna* simplicia. *Abdomen* brevissimum, segmento primo maximo; cæteris abnormalibus.

The habit of the only species of this genus is that of *Tillomorpha lineoligera*, near which I had casually placed it, but an examination of its anterior coxæ and the structure of its abdomen shows that its true place is with *Obrium* and its allies. The sculpture of the prothorax resembles that of *Euderces*, one of the *Clytinæ*. There is only one specimen in the collection.

*Iphra tillomorphoides*.

I. nigra; elytris fasciis duabus argenteis, prima interrupta.

*Hab.*—Ceram.

Black; head and prothorax covered with numerous minute short longitudinal lines, both nearly glabrous, but the latter with a slight silvery reflection at the constricted portion at the base; scutellum small; elytra about a third as long again as the head and prothorax together, finely punctured, the punctures gradually disappearing towards the apex, near the middle a short transverse patch composed of silvery hairs, nearer the base and sides a more irregular and less distinct patch, behind the middle a nearly straight silvery band, the part between the bands covered with a deep black tomentum; body beneath, and legs, black, subnitid; the tibiæ and tarsi somewhat pitchy; the last three abdominal segments covered with long yellowish hairs.

Length 3 lines.

The second section, containing those species with the eyes finely granulate, includes the great bulk of the *Cerambycidae*, which are placed in M. Lacordaire's arrangement in three divisions: the first two and the last depend for their differentiation on the point of insertion of the antennæ, and the second, which contains no Malayan species, scarcely merits—according to our author—separation from the first. The number of subfamilies in this section, which includes the remainder of the *Cerambycidae*, represented in Mr. Wallace's collection, amounts to sixteen, out of the fifty-four "groupes" into which M. Lacordaire divides it. The following table exhibits the principal characters on which the subfamilies are based.

2. Eyes finely granulate.\*

Antennæ inserted in front, more or less away from the mandibles.

Intermediate cotyloid cavities open externally.

Anterior coxæ exerted, cylindrical or conical.

Antennæ inserted in an emargination of the eyes.

Anterior cotyloid cavities closed in behind. . . . . NECYDALINÆ.

Anterior cotyloid cavities open behind. . . . . MOLORCHINÆ.

Antennæ inserted below the eyes, the latter more or less entire.

Maxillary palpi elongate. . . . . LEPTURINÆ.

Maxillary palpi scarcely longer than the labial. STENODERINÆ.

Anterior coxæ exerted, transverse. . . . . DEJANIRINÆ.

Anterior coxæ not exerted, subtransverse. . . . . COMPSOCERINÆ.

Anterior coxæ not exerted, globose.

Anterior cotyloid cavities open behind.

Basal joint of the posterior tarsi shorter than the two next together . . . . . STENASPIDINÆ.

Basal joint of the posterior tarsi longer than the two next together. . . . . CLYTINÆ.

Anterior cotyloid cavities closed in behind.

Legs long, posterior femora as long as the elytra.

Elytra with epipleuræ. . . . . PROTHEMINÆ.

Elytra without epipleuræ. . . . . CALLICHRONINÆ.

Legs short, posterior femora shorter than the elytra. . . . . PYRESTINÆ.

\* Except *Syllitus*, *Capnolymma*, *Psalanta*, and *Melegena*.

Intermediate cotyloid cavities closed in externally.

Head suddenly narrowed behind, broader than the prothorax . . . . . SESTYRINÆ.

Head not suddenly narrowed behind.

Eyes prominent . . . . . GLAUCYTINÆ.

Eyes of the normal character.

Elytra often with ivory-like elevations . . . TILLOMORPHINÆ.

Elytra without elevations . . . . . CLEOMENINÆ.

Antennæ inserted before the eyes, near the mandibles. DISTENINÆ.

#### STENODERINÆ.\*

There is only one species from the Island of Morty representing this (otherwise with one other exception) purely Australian group, and some other groups nearly related, most of which I have hitherto treated as *Stenoderinæ*. The principal diagnostic character of the subfamily is the small round eye. The Malayan representative belongs to *Syllitus*, which forms an exception to all its allies, inasmuch as the eyes are coarsely granulate; the species is quite new, and bears a striking resemblance to the Chilian *Syllitus pseudocupes*.

#### Genus.

*Syllitus*, Pasc.

#### SYLLITUS.

*Syllitus*, Pascoe, Trans. Ent. Soc. ser. 2, v. 24;  
Lacordaire, Gen. viii. 413.

*Caput* inter oculos elevatum, antice rostro quadrato elongatum. *Oculi* integri, grosse granulati. *Antennæ* corpori æquales vel fere æquales, setacæ; *scapo* elongato, obconico; articulis 3-11 scapo brevioribus, inter se gradatim longioribus. *Palpi* maxillares filiformes. *Prothorax* elongatus, antice angustatus, lateraliter pone medium tuberculatus. *Elytra* linearia, elongata. *Pedes* breviusculi, subæquales; *femora* incrassata; *tibiæ* rectæ; *tarsi* breves, fere æquales. *Coxæ* anticæ exsertæ, contiguæ.

The species described below differs from the normal *Sylliti* in having each elytron drawn out at its apex into

\* M. Lacordaire substitutes *Pterostenus* for *Stenoderus*, Serv., a similar name under the form of *Stenodera* having been previously used by Eschscholtz.

a fine spine, and also to a certain extent in colouration; in the latter respect, and generally in habit—trusting to recollection—it approaches much more nearly to the Chilian *S. pseudocupes* than to the Australian species.

*Syllitus albipennis.*

*S. flavo-albescens*; capite prothoraceque ochraceis, nitidis; scapo, et elytrorum vitta postica externa, nigris; femoribus infumatis; elytris apice spinosis.

*Hab.*—Morty.

Narrow; head and prothorax ochraceous, shining, finely punctured; elytra spined at their apices, pale yellowish-white, coarsely punctured, punctures on the disc irregularly distributed, those on the sides arranged in rows, the shoulder with a black spot, on the side near the outer margin and beginning at the middle a blackish stripe gradually spreading over the apex; body beneath yellowish, metasternum and abdomen finely pubescent; femora and tibiæ more or less smoky-black; scape of the antennæ black, shining, rest of the joints yellowish, all except the last three or four very hairy beneath in the male.

Length  $5\frac{1}{2}$  lines.

LEPTURINÆ.

This subfamily, as limited by M. Lacordaire, is one of the largest and most natural of all the *Cerambycidae*. The species, which abound in the temperate parts of the Northern hemisphere, are easily recognized by their peculiar habit, due in great part to the head being prolonged behind into a neck. They are found chiefly on flowers, and do not appear to be very active. The tropical species are comparatively few in number, but doubtless many more remain to be discovered, especially in the Malayan region; there is no evidence as yet of their being found in Australia. Mr. Wallace's collection contains two undoubted species of *Leptura*, and I have seen another species from Penang; there are also representatives of three purely Malayan forms. A fourth Malayan genus (*Asilaris*, Pasc.) is known, but does not appear in the collection.

## Genera.

Scape very long	.	.	<i>Capnolymma</i> , Pasc.
Scape of normal length.			
Eyes entire.			
Basal joint of posterior tarsi lamelliform	.	.	<i>Ocalemia</i> , Pasc.
Basal joint of posterior tarsi not lamelliform	.	.	<i>Leptura</i> , Linn.
Eyes emarginate	.	.	<i>Ephies</i> , Pasc.

## CAPNOLYMMA.

*Capnolymma*, Pascoe, Trans. Ent. Soc. ser. 2, iv. 265;  
Lacordaire, Gen. viii. 433.

*Caput* elongatum, antice rostro quadrato eductum; mandibulis productis. *Oculi* grosse granulati, integri, rotundati. *Antennæ* oculis distantes, corpore longiores; *scapo* valde elongato, apice incrassato; articulis 3 et 4 breviusculis; cæteris longioribus, subæqualibus. *Palpi* maxillares elongati, filiformes, articulo ultimo fusiformi. *Prothorax* campanuliformis, lateraliter subtuberculatus vel dentatus. *Elytra* breviuscula, basi latiora, humeris oblique truncatis, apicem versus sensim angustiora. *Pedes* elongati; *femora* fusiformia; *tibiæ* rectæ, fortiter calcaratæ; *tarsi* antici articulo basali ampliato, intermedii et postici articulo basali elongato. *Prosternum* inter coxas elevatum. *Coxæ* anticæ subtransversæ. *Meso-sternum* declive. *Abdomen* breve.

The female is unknown; Mr. Wallace's unique example was taken flying in the jungle at sunset. Another species, from Ceylon, is in the collection of Mr. W. Wilson Saunders.

In this remarkable genus I have placed a much smaller species (*C. capreola*), from Penang, which M. Lacordaire seems to think is generically different. On a re-examination, however, I find that, except that the head is a little shorter, the shoulders not toothed, the apices of the elytra not spined, and the antennæ a little longer, there are no other than purely specific differences, and those enumerated are scarcely of sufficient importance to justify another generic name, as the two species, although different in colour, are evidently almost identical in habit.

*Capnolymma stygia.*

Pascoe, *lib. cit.* p. 266, pl. xxii. fig. 6.

*C. nigrescens*, opaca; capite duabus, prothorace tribus lineis longitudinalibus cinereis; elytris humeris dentatis, apicibusque spinosis.

*Hab.*—Sarawak; (and Penang).

Blackish, opaque, head with two, prothorax with three pale ash stripes, the two at the sides confined to the base; scutellum scutiform; elytra smoky-black, the base, suture, and angular band in the middle paler, finely and closely punctured, the shoulder toothed, the apex of each obliquely truncate, the outer angle terminating in a short spine.

Length 11 lines.

LEPTURA.

*Leptura*, Linné, *Syst. Nat.* (ed. i. 1735); Lacordaire, *Gen.* viii. 445.

*Caput* modice elongatum, antice rostro subquadrato eductum; mandibulis haud productis. *Oculi* subovati, integri, tenue granulati, antice paulo emarginati. *Antennæ* filiformes, modice vel vix elongatæ; *scapo* obconico; articulo quarto breviusculo. *Palpi* maxillares articulo ultimo anguste subtriangulati. *Prothorax* campanuliformis, lateribus haud tuberculatis. *Elytra* supra depressa, postice gradatim attenuata. *Pedes* postici longiores; *tarsi* postici articulo ultimo elongato. *Coxæ* anticæ eductæ, contiguæ, verticales. *Mesosternum* antice subito declive.

Of this great and truly northern genus, the two species described below are, I believe, the first from the south of the tropic of Cancer that have been published. They are true *Lepturæ*, and in colouration generally and habit they approach *L. 12-guttata*, Fabr. Mr. Wallace seems to have found only a single individual of each species. Mr. Lamb has found a single imperfect specimen of a third species at Penang.

*Leptura histrionica.*

*L. nigra*; elytris linea humerali curvata, fasciisque duabus flavis, ornatis: antennis articulis 8 (basi excepta) 9 et 10 albis; femoribus concoloribus.



*Hab.*—Macassar.

Black, subnitid, covered with a short, sparse, stiffish pubescence; head very closely punctured; prothorax sparsely punctured, a whitish silvery pubescence at the base; scutellum very narrowly triangular; elytra rather coarsely punctured at the base, a pure yellow curved line from the base to the side enclosing the shoulder, behind the middle a rather broad band of the same colour, and nearer the apex a smaller and narrower one, apex of each elytron oblique, slightly emarginate; body beneath covered with a varying silvery pubescence; legs black, shining; antennæ black, with the eighth (except at the base) ninth and tenth joints white.

Length 8 lines.

*Leptura femorata.*

*L. nigra*; elytris basi indistincte flavo-variegatis et fascia præapicali citrina ornatis; antennis articulis 8 (basi excepta) 9 et 10 albis; femoribus (apice excepto) sanguineis.

*Hab.*—Singapore.

Black, subnitid, covered with a short stiffish pubescence; head rugose, frontal groove extending to the lip; prothorax scarcely punctured, with whitish hairs at the base; scutellum very narrowly triangular; elytra with two indistinct yellowish stripes at the base of each, extending irregularly to beyond the middle, near the apex a broad lemon-yellow band interrupted at the suture; body beneath, with a silvery pubescence varying according to the light; antennæ black, with the eighth (except at the base) ninth and tenth joints white; femora blood-red, the apex of each, gradually increasing from the anterior, black.

Length 6 lines.

OCALEMIA.

*Ocalemia*, Pascoe, Trans. Ent. Soc. ser. 2, iv. 264;  
Lacordaire, Gen. viii. 452.

*Caput* antice in rostro angustato productum; mandibulis elongatis. *Oculi* integri, prominentes. *Antennæ* corpori æquales (♂); *scapo* brevi; articulis 5-10 unilaterally dilatatis, ultimo appendiculato. *Palpi* maxillares elongati, articulo ultimo longe obconico. *Prothoracæ* conicus, antice angustatus, basi bisinuatus.

*Elytra* elongata, postice sensim angustata, supra planata, epipleuris basi excepta nullis. *Pedes* sensim longiores; *femora* antica et intermedia incrassata, postica linearia; *tibicæ* rectæ, posticæ elongatæ, compressæ; *tarsi* ( $\sigma$ ) antici et intermedii articulo basali dilatato, duobus sequentibus haud longiori, postici articulo basali compresso, lamelliformi, cæteris conjunctim duplo longiori. *Abdomen* segmento ultimo præcedente longiori, apice incrassato et infra excavato.

The female, which I think M. Lacordaire has described as the male, differs in its shorter antennæ, longer and less dilated basal joint of the anterior tarsi, the considerably longer and cylindrical form of the same joint of the intermediate tarsi, and the last segment of the abdomen cylindrical, not longer than the preceding one.

*Ocalemia vigilans.*

Pascoe, *lib. cit.* p. 265, pl. xxvi. fig. 3.

*O. nigra*, prothorace iridescente-chalybeato; elytris singulis flavo-trimaculatis.

*Hab.*—Singapore, Sarawak.

Black, shining; prothorax smooth, steel-blue, with iridescent reflections, the base with three indistinct pubescent yellowish spots; scutellum equilaterally triangular; elytra rounded on the shoulders, finely punctured, each with three oblong yellow spots situate in a line on the anterior half, apices truncate, with the outer angle spined; abdomen and legs blue-black, the breast with a coarser gray pubescence; antennæ with a slight grayish pubescence.

Length 10 lines.

EPHIES.

*Ephies*, Pascoe, Proc. Zool. Soc. 1866, p. 506; Lacordaire, Gen. viii. 453.

*Caput* pone oculos abrupte constrictum, antice rostro quadrato eductum; mandibulis paulo productis. *Oculi* subrotundati, antice leviter emarginati. *Antennæ* basi haud approximatae, breves; *scapo* obconico; articulo 3 cæteris longiori, 4-10 plus minusve dilatatis. *Prothorax* campanuliformis, basi fortiter lobatus. *Elytra* subparallela, apicibus emarginatis. *Pedes*

postici elongati; femora leviter incrassata; tibiæ rectæ; tarsi intermedi et postici articulo ultimo elongato. Coxæ anticæ conicæ. Mesosternum abrupte declive.

The type of this genus is *E. cruentus*, a handsome insect discovered by Mr. Lamb in Penang. *E. dilaticornis* is much narrower, with broader antennæ, and the legs and underpart of a rich steel-blue, not black; *E. lepturoides* differs, perhaps generically, in having nearly cylindrical antennæ, still with joints a little dilated at the apex. Another allied species is imperfect, wanting the hind legs, and therefore I have not described it. *Ephies* appears to be the Malayan representative of *Euryptera*. They are all covered with a not very decumbent pubescence, which is especially dense on the elytra.

*Ephies dilaticornis.* (Pl. XXI. fig. 1.)

*E. ater*, elytris (apice excepto) sanguineis; corpore infra chalybeato; antennis latis, fortiter serratis.

*Hab.*—Sarawak; Sumatra.

Black, opaque; elytra, except the posterior third, and sides of the prothorax, dark blood-red; body beneath and legs bright steel-blue; head entirely black; prothorax abruptly depressed along the base as in *E. cruentus*; scutellum narrowly triangular; elytra broadest at the base, slightly incurved at the sides, each with two longitudinal impressed lines not going much beyond the middle; coxæ and sterna with a whitish pubescence varying according to the light; posterior tarsi much shorter than their tibiæ; antennæ not extending to the middle of the elytra, the third and succeeding joints as far as the tenth strongly dilated, principally on one side.

Length 7 lines.

*Ephies lepturoides.*

*E. angustatus*, niger; prothorace flavo-brunneo; elytris (apice excepto) rufis; coxis femoribusque basi albescentibus; antennis subcylindricis.

*Hab.*—Singapore.

Narrow, black, opaque; prothorax with a pale fulvous-brown, somewhat silky, pubescence; elytra dull reddish,

gradually shading into black posteriorly; a grayish pubescence behind the eyes; prothorax a little gibbous anteriorly, its median lobe strongly marked; scutellum triangular; elytra sloped at the shoulders, parallel at the sides, apices very slightly emarginate; body beneath and legs black, throat, coxæ, and femora at the base yellowish-white; posterior tarsi brownish, much longer than their tibiæ; antennæ somewhat cylindrical, the joints slightly dilated at their apices.

Length 4 lines.

#### DEJANIRINÆ.

A very distinct genus, without any very obvious affinities, is the sole exponent of this subfamily. M. Lacordaire compares it in habit to *Callichroma*.

*Genus.*

*Dejanira*, Thoms.

#### DEJANIRA.

*Dejanira*, J. Thomson, Syst. Ceramb. p. 134; Lacordaire, Gen. viii. 460.

*Caput* subverticale, antice breve, postice constrictum. *Oculi* magni, prominentes, supra valde emarginati. *Antennæ* setaceæ, corpore longiores (♂), vel multo breviores (♀); *scapo* subconico, arcuato; articulo tertio breviusculo, 4-10 gradatim longioribus (♂) vel brevioribus (♀). *Prothorax* subelongatus, lateraliter spinosus, disco inæqualis. *Elytra* postice angustiora. *Pedes* modice elongati; *femora* sublinearia; *tarsi* haud elongati; *coxæ* anticæ subtransversæ. *Prosternum* postice verticale.

A second species which I have added to this genus is so far aberrant as to cause M. Lacordaire to divide *Dejanira* into two sections, the first or typical form (*D. quadripunctata*), the only one we have to deal with here, being distinguished by its elytra rounded at the apex and its sutural angle spined, the posterior femora with two teeth at the apex, and the mesosternum and prosternum tuberculate. These characters are absent in *D. biapiculata*.

*Dejanira quadripunctata.*

J. Thomson, Syst. Ceramb. p. 134.

*D. rufo-ochracea*; elytris apice rotundatis, sutura spinosa, et singulis maculis duabus parvis albis ornatis.

*Hab.*—Java (and Malacca).

Reddish-ochraceous, with a slightly silky pubescence; head and prothorax with a golden tinge, the latter with four tubercles on the disc, the two anterior the largest, the centre depressed; scutellum glabrous, black, elongate-triangular; elytra rounded at the apex, the sutural angle spined, the shoulders elevated, each elytron with two small whitish spots near the middle; body beneath dark brown; legs reddish-fulvous, the femora subnitid.

Length 15 lines.

#### MOLORCHINÆ.

Some of the genera of this subfamily (*Hephæstion*, *Sphæcogaster*, *Callisphyris*) are among the most striking of the *Cerambycida*, but its representative in Malaisia (*Thranius*) has a common-place appearance enough, and seems to me a rather aberrant form of the group. *Molorchus*\* *major* is a well-known European species, and *M. ulmi* closely resembles it; all the rest are American—North and South. The principal characters of the *Molorchinæ* are the imperfection of the elytra, the peculiar wasp-like form of the abdomen, and the conical anterior coxæ.

#### *Genus.*

*Thranius*, Pasc.

#### THRANIUS.

*Thranius*, Pascoe, Trans. Ent. Soc. ser. 2, v. 22;  
Lacordaire, Gen. viii. 470.

*Caput* verticale, fronte breve, inter oculos latum.  
*Oculi* fere rotundati. *Antennæ* corpore breviores, filiformes, basi distantes; *scapo* cylindrico; articulo tertio duobus sequentibus æquali, his cæterisque fere æqualibus. *Palpi* breves. *Prothorax* cylindricus,

\* The majority of authorities call this genus *Necydalis*, Linn., retaining *Molorchus*, Fab., for *N. minor*, Linn., the only species known to the Swedish naturalist when he proposed the name, and with which he afterwards associated *major*. The latter was subsequently placed by Fabricius at the head of his *Molorchus*, and the term *Necydalis* applied to the heteromerous *Edemera* of Olivier. M. Mulsant, in separating *major* from *minor*, reversed the right appropriation of the two names; and, as usual, one author copies another. For further remarks see Ann. and Mag. Nat. Hist. ser. 3, xix. 110; and Dallas, in Zool. Record, 1867, p. 291.

latitudine haud longiore. *Elytra* angustata, abdomine breviora, epipleuris nullis. *Pedes* attenuati; *femora* vix clavata; *tibiæ* posticæ compressæ, arcuatæ; *tarsi* postici breviusculi. *Coxæ* anticæ cylindricæ, haud contiguæ. *Mesosternum* latum, antice abrupte declive. *Corpus* parallelum.

A Ceylonese species (*T. gibbosus*) is the type of this genus, the species of which are found as far south as New Guinea.\* The males have not been known hitherto; one, however, of that sex, if I am not mistaken, is described below, and differs very little from, but is, perhaps, a little narrower than, the female. M. Lacordaire suspects that Olivier's *Necydalis nigricornis* (No. 74, pl. i. f. 8) is congeneric; I believe, however, that I have identified this with a common South-African insect allied to *Phytæcia*.† None of the species here described have that gibbosity of the prothorax which distinguishes the type; all, except *T. basalis*, have a large white ring on the antennæ; of the remainder *T. angustipennis* has dehiscent elytra; *T. bimaculatus* has a pale transverse spot on the middle of each elytron, while in *T. brunneus* the elytra are unicolorous.

*Thranis bimaculatus.*

Pascoe, *lib. cit.* p. 23, pl. ii. f. 7.

*T. fuscus*; elytris confertim punctatis, haud granulatis, fulvo-brunneis, singulis in medio macula ochracea; antennis articulo tertio toto fusco.

Dark brown, head and prothorax with a dull gray pubescence; the latter slightly transverse, granulato-punctate; scutellum triangular, brown; elytra closely punctured but not granulate, on the middle of each a round ochraceous spot; abdomen reddish-brown, with a short gray pubescence; legs entirely dark brown; antennæ dark brown, the eighth, ninth, and tenth joints pale yellowish.

Length 10 lines.

\* M. Lacordaire (Gen. viii. 470), by a slip of the pen, says they are proper to Australia. No species, to my knowledge, is from that region.

† For this I proposed the generic name of *Dirphya*, (Tr. Ent. Soc. ser. 2, iv. 262), but about the same time (later, I believe,) M. Thomson described his genus *Nitocris*, which is identical.



*Thranium brunneus.*

*T. fuscus*; elytris confertim granulato-punctatis, obscure brunneis; antennis articulo tertio in medio testaceo.

*Hab.*—Dorey.

Dark brown; head with a dark golden pubescence in front, a raised vertical line between the eyes; prothorax nearly equal in length and breadth, granulato-punctate, with a short grayish pubescence; scutellum oblong, rounded posteriorly; elytra dull reddish-brown, closely granulato-punctate; body beneath chesnut brown, finely pubescent; legs pale brownish-testaceous, the posterior femora glossy black, the basal half yellowish, femora of the intermediate and anterior pair clouded with brown; antennæ brown, the third joint testaceous in the middle, the eighth and ninth joints white.

Length 9 lines.

*Thranium angustipennis.*

*T. fuscus*; elytris obscure ochraceis, confertim granulato-punctatis, pone medium divergentibus et valde attenuatis; antennis articulo tertio in medio testaceo.

*Hab.*—Amboyna.

Dark brown; head with a yellowish pubescence in front, a smooth vertical line between the eyes; prothorax transverse, granulato-punctate, with a short grayish pubescence; scutellum oblong, rounded and slightly notched at the apex; elytra ochraceous, thickly granulate, the granules overhanging and nearly hiding the punctures, beyond the middle diverging and becoming very slender; body beneath reddish-brown, finely pubescent; legs brownish-testaceous, clouded, the posterior femora glossy chesnut brown, the basal half yellowish; antennæ with the first and second joints dark brown, the remainder brownish-testaceous, with the eighth and ninth joints paler.

Length 9 lines.

*Thranium basalis.*

*T. angustior*, fuscus; prothorace latitudine longiore; elytris granulato-punctatis, circa scutellum fulvis.



*Hab.*—Batchian.

Narrower than any of the preceding; dark brown; head with a slightly impressed vertical line between the eyes, front with a golden-yellowish pubescence; prothorax longer than broad, finely pubescent, granulato-punctate; scutellum oblong, rounded at the apex; elytra granulato-punctate, the greater part of the base round the scutellum fulvous; body beneath reddish-brown, finely pubescent; legs brownish-testaceus, clouded, the posterior femora glossy brown, with the basal half yellowish; antennæ at the base reddish-brown, the tip of the third and remainder dull brownish, the eighth a little paler at the base.

Length 6 lines.

NECYDALINÆ.

*Necydalis*\* *minor*, Linn., is the type of this subfamily, which, absent from South America, is moderately represented in Europe, more extensively in Malaisia, and sparingly in North America, Australia, and South Africa. It differs from the *Molorchinæ* in its entire anterior cotyloid cavities with their coxæ rarely exerted, and then more or less transverse; but the form and prominence of the anterior coxæ are both frequently questions of degree, as I have, in many instances, pointed out.

*Genera.*

Head short, transverse, no muzzle.

Elytra not extending beyond  
the base of the abdomen . *Epania*, Pasc.

Elytra covering the abdomen . *Euchlanis*, n. g.

Head prolonged into a short muzzle.

Abdomen abnormal . . . *Merionæda*, Pasc.

Abdomen normal . . . *Ocytasia*, n. g.

\* *Necydalis*, Linn., = *Molorchus*, Muls., Lacord., *via* Fab. As I have given two or three longicorns the specific name "*Necydaloides*," and have always referred to *Necydalis* as represented by *N. minor*, it would, were there no other reasons, only tend to confusion, if I now altered it in the sense of the *Genera des Coléoptères*. See note *ante*, p. 562.

## EPANIA.

*Epania*, Pascoe, Trans. Ent. Soc. ser. 2, iv. 237 ;  
Lacordaire, Gen. viii. 484.

*Caput* haud exsertum, antice breve, subverticale, fronte latum. *Oculi* supra valde emarginati. *Antennæ* (♂) corpore longiores, basi haud approximatae; *scapo* subobconico, articulo tertio scapo æquali, cæteris gradatim longioribus (♀) breves, articulis 3-10 brevioribus, inter se subæqualibus, apice unilateraliter paulo productis, ultimo ovato vel fusiformi. *Palpi* breves. *Prothorax* subdepressus, utrinque rotundatus, basi angustatus. *Elytra* brevissima, apicibus rotundata et dehiscentia. *Alæ* abdomine paulo longiores. *Pedes* mediocres; *femora* clavata; *tibiae* posticæ arcuatæ, leviter calcaratæ; *tarsi* breviusculi. *Coxæ* anticæ subglobosæ, haud eductæ. *Prosternum* angustum, planum. *Mesosternum* declive. *Abdomen* oblongo-ovatum, segmento primo longiori, basi paulo constricto.

The possession of a male of *E. discolor* has enabled me to give the generic characters of that sex, and to show that hitherto we have only known the females, and not the males, as M. Lacordaire has doubtfully assumed. This genus is the only one in the subfamily with its head not exserted. *E. singaporensis*, according to Mr. Wallace's notes, fly about like small bees, while *E. sarawackensis* are found crawling on timber, and in such situations are "hardly distinguishable from ants." Two more species from Amboyna and Mysol respectively are in the collection, but are not in a condition for description.

§ Posterior femora abruptly clavate.

*Epania singaporensis*.

*Odontocera?* *Singaporensis*, J. Thomson, Arch. Ent. i. 124.

*E.* capite prothoraceque nigris; antennis brunneis, articulis duobus basalibus rufis; elytris chalybeatis vel nigro-viridibus; femoribus posticis testaceo-anulatis.

*Hab.*—Sarawak; Singapore.

Head and prothorax black, opaque, roughly punctured ;

elytra less closely and coarsely punctured, blackish-green, sometimes dark chalybeate; scutellum covered with a silky yellowish pubescence; body beneath and legs dark glossy chalybeate; peduncle of the posterior femora with a broad testaceous ring; antennæ black, the two basal joints yellowish-red.

Length 4 lines.

*Epania brevipennis.*

*E. capite prothoraceque nigris; antennis omnino brunneis; elytris chalybeatis, brevioribus; femoribus posticis omnino chalybeatis, pilis fuscis obsitis.*

*Hab.*—Singapore.

Head and prothorax black, closely and coarsely punctured, the latter with a white interrupted band anteriorly; scutellum with a yellowish pubescence; elytra shorter than in the last, and more closely punctured, deep chalybeate-blue; body beneath and four anterior legs brownish-pitchy, very glossy; posterior femora and tibiæ chalybeate-blue, covered with long brownish hairs, their tarsi pitchy; antennæ entirely brown, with a close paler pubescence.

Length  $3\frac{3}{4}$  lines.

*Epania pusio.*

*E. capite prothoraceque fuscis; antennis omnino brunneis; elytris purpureo-fuscis, brevioribus; femoribus pallide piceis.*

*Hab.*—Singapore.

Head and prothorax brown, closely and coarsely punctured, the latter narrower at the base; scutellum with a yellowish pubescence; elytra still shorter than in the last, purplish-brown, more closely punctured at the base and suture; body beneath and legs pitchy, shining, covered with dark-brown hairs; antennæ pale reddish-brown, with a grayish pubescence.

Length  $2\frac{1}{2}$  lines.

A more slender species proportionally than the former, with shorter elytra and the peduncles of the posterior femora longer.

§ § Posterior femora gradually clavate.

*Epania sarawackensis.*

*Odontocera? Sarawackensis*, J. Thomson, Arch. Ent. i. 124.

*E. nigra*, nitida; prothorace grosse punctato; elytris apice modice rotundatis, luteis, marginibus ad apicem nigris; pedibus antennisque fuscis, his articulis duobus basalibus rufis.

*Hab.*—Sarawak; Batchian; Morty.

Black, shining; head and prothorax coarsely and thickly punctured, the former somewhat reticulate, the latter with a white pubescent band behind the apex, the part before the band smooth; scutellum covered with a close white pubescence; elytra much more finely but rugosely punctured, reddish-yellow, with the outer margins and apex bordered with dark brown or black, the latter not broadly rounded; body beneath pitchy-brown, glossy; legs black, the tibiæ sometimes testaceous at the base; antennæ brown, with the two basal joints yellowish-red.

Length 3-4 lines.

*Epania paulla.*

*E. nigra*, nitida; prothorace grosse punctato; elytris apice late rotundatis, fusco-luteis, marginibus nigris; antennis pedibusque ferrugineis, nitidis.

*Hab.*—Sarawak.

Black, shining; head, prothorax, and scutellum as in the former; elytra much shorter, their apices broadly rounded, the middle of each dark luteous, the rest black; body beneath brown; legs and antennæ glossy ferruginous, posterior tibiæ white at the base.

Length 2½ lines.

*Epania discolor.* (Pl. XXI. fig. 7. ♂.)

*E. nigro-chalybeata*, subnitida; prothorace sat grosse punctato; elytris apice chalybeatis; femoribus anticis et intermediis luteis, posticis chalybeatis, basi testaceis; antennis fuscis, articulis duobus basalibus rufis.

*Hab.*—Ceram.

Dark chalybeate, slightly nitid; head and prothorax as in the two last, but less coarsely punctured, the anterior portion of the latter with a few scattered punctures; scutellum covered with a whitish pubescence; elytra not broadly rounded at the apex, lightly punctured, brownish-luteous, the apex tinged with chalybeate; body beneath brown; anterior and intermediate femora and tibiæ glossy luteous, the latter clouded with brown, their tarsi brownish, opaque; posterior legs blackish, chalybeate, bases of the femora and tibiæ testaceous, the latter roughly punctured; antennæ brownish, the two basal joints yellowish-red.

Length  $5\frac{1}{2}$  lines.

#### EUCHLANIS.

*Caput* paullo exsertum, antice brevissimum, latum, fronte convexa, subverticali, haud impressa. *Oculi* laterales, supra distantes, valde emarginati, fere divisi. *Antennæ* breviusculæ, extus gradatim crassiores; *scapo* ovato; articulis 3, 4 et 5 sensim longioribus, cæteris ad decimum sensim brevioribus, ultimo late ovato, depresso. *Prothorax* subquadratus, basi constrictus. *Elytra* subparallela, abdomen tegentia, marginibus externis serratis. *Pedes* antici et intermedii breves, postici multo longiores; *femora* clavata; *tibiæ* posticæ arcuatæ, extus denticulatæ, apice calcaratæ; *tarsi* postici articulo basali elongato. *Prosternum* depressum, sat latum. *Mesosternum* latum, vix declive, postice truncatum. *Processus* intercoxalis late rotundatus. *Abdomen* ut in *Merionæda*.

This genus differs from *Merionæda* in its head and elytra, the latter serrate or denticulate at their outer margins, in the prosternum and mesosternum being nearly on the same plane, the former broad and the latter truncate behind, in the rounded intercoxal process, and the short broad porrect head without any frontal impression, and the eyes nearly entirely divided. On the other hand, it has the same habit and coloration, as well as the same remarkable structure of the abdomen, and denticulate posterior tibiæ.

*Euchlanis collaris.* (Pl. XXI. fig. 9.)

*E. capite prothoraceque rufis; elytris nigris, macula ochracea medibasali ornatis.*

*Hab.*—Sarawak.

Head and prothorax yellowish-red, finely and closely punctured, the latter not longer than broad, gradually a little broader at the side, then rather suddenly constricted, the base broadly lobed; scutellum small, reddish, triangular; elytra strongly punctured, a little incurved at the sides, somewhat spatulate posteriorly, the outer margin serrate, slightly nitid, black, the base with a triangular stripe; body beneath smoky-black, pectus and thorax yellowish-red; legs black, bases of the femora testaceous.

Length 2 lines.

## MERIONCIDA.

*Merioncæda*, Pascoe, Trans. Ent. Soc. ser. 2, iv. 237;  
Lacordaire, Gen. viii. 490.

*Caput* exsertum, antice parum productum, fronte profunde impressum. *Oculi* anguste sed profunde emarginati, supra subapproximati. *Antennæ* corpore dimidio longiores, fusiformes (*M. acuta* excepta); *scapo* tenue arcuato; articulis 3 et 4 teretibus, cæteris depressis. *Prothorax* subcylindricus, antice angustior, inæqualis. *Elytra* abbreviata, subulata (*M. brachyptera* excepta), postice dehiscentia, apicem versus carinulata. *Pedes* antici et intermedii breves, postici multo longiores; *femora* clavata, postica in maribus pedunculata; *tibiæ* posticæ arcuatæ (*M. subulata* excepta), extus denticulatæ; *tarsi* omnes breves. *Prosternum* angustissimum. *Mesosternum* amplum, antice abrupte declive. *Abdomen* segmento basali peramplo, cæteris ultimo excepto brevissimis, excavato-hirsutis.

The species of this genus appear to be exceedingly rare, Mr. Wallace's captures being mostly uniques; I have therefore been able to pair only one of them, *M. subulata*, and in it I find the abnormal structure of the abdomen common to both male and female, the only differences between the sexes being that the male has the

posterior femora pedunculate, the clavate portion swelling out into a large oval hispid knob, and the inner spur of their tibiæ strongly produced. But in *M. flavitarsis* (♀) the spur is nearly as much developed, while the femora, although strongly clavate, are not pedunculate. Another point worth noticing is that the external maxillary lobe is exerted, as in many of the *Callichrominæ*, but in the female of *M. subulata*, which I have dissected, it is apparently of the normal character; it may be, however, that there is a voluntary power of lengthening or shortening it. The large triangular impression formed directly above the clypeus, the apex extending upwards between the eyes, is often accompanied by a J-shaped impression at the bottom of the cavity. The punctuation is very similar among the species, fine, irregular, and scattered on the head and prothorax, and coarser and equally irregular on the elytra, these latter organs having a sparse transverse pubescence. The species are found flying slowly about newly fallen timber. They have a geographical range extending from Northern India (*M. Indicus*, Hope) to New Guinea (*M. flavitarsis*).

§ Elytra subulate, entirely black.

*Merionæda puella.*

Pascoe, *lib. cit.* p. 238.

(♂.) *M. nigra*, prothorace solo luteo, subcylindrico, utrinque subtuberculato.

*Hab.*—Macassar.

Black; head coarsely and closely punctured; prothorax reddish-yellow, subcylindrical, slightly tuberculate at the sides; scutellum triangular, its apex rounded; elytra rather closely punctured, opaque black; body beneath yellowish, metasternum and abdomen black; legs brownish or black, the intermediate and posterior femora testaceous at their base; posterior tibiæ with the inner spur slender and strongly produced; antennæ entirely black.

Length  $3\frac{1}{2}$  lines.

*Merionæda flavitarsis.*

(♂.) *M. nigra*; capite, prothorace, tarsis anticis et intermediis, antennisque articulo ultimo, flavis.



*Hab.*—Dorey.

Black; head yellow, sparingly punctured; prothorax narrow anteriorly, strongly tuberculate at the sides and on the disc; scutellum triangular, rounded at the apex; elytra not closely punctured, black; body beneath yellow, metasternum and abdomen black; legs black, femora testaceous at the base, tarsi of the anterior and intermediate pairs yellow; antennæ black, the last joint yellow.

Length  $3\frac{1}{2}$  lines.

*Merionæda melanopsis.*

*M. nigra*; capite (antice excepto), prothorace, tarsis anticis, antennisque apicem versus, flavis; elytris interrupte carinatis.

*Hab.*—Aru.

Black; head yellow, clypeus and sides of the face black, sparingly punctured; prothorax narrow anteriorly, very strongly tuberculate at the sides and on the disc; scutellum broadly triangular, its apex rounded; elytra not closely punctured, each with three slight carinæ at the base, middle, and apex respectively, and on different lines; body beneath yellow, metasternum and abdomen black; legs black (posterior wanting), anterior tarsi yellowish, their tibiæ clothed with yellow hairs at the end, intermediate tarsi brownish-yellow; antennæ with part of the seventh and the last four joints yellow.

Length  $3\frac{1}{2}$  lines.

Closely resembles the last, but differs especially in the much broader and more tuberculate prothorax and the tricarinate elytra.

§ § Elytra subulate, black externally, the sutural region yellow.

*Merionæda scitella.*

Pascoe, Trans. Ent. Soc. ser. 2, iv. 238, pl. xxv. fig. 3.

(♀.) *M. nigra*, prothorace flavo; elytris opacis, postice gradatim angustioribus; antennis articulis duobus ultimis flavis.

*Hab.*—Sarawak.

Head black; prothorax reddish-yellow, glossy, a little narrow anteriorly, the tubercles not strongly marked; scutellum broadly triangular; elytra opaque, black, except a small triangular straw-coloured stripe on the sutural margin; body beneath black, propectus yellow; legs black; femora testaceous at the base, anterior tibiæ and tarsi palish ferruginous; antennæ blackish, the last two joints yellow.

Length 3 lines.

*Merionæda acuta.*

Pascoe, Proc. Zool. Soc. 1866, p. 509.

(♂.) *M. nigra*, prothorace flavo; elytris nitidis, pone medium sat subito angustioribus; antennis articulis 9 et 10 flavis, ultimo nigro.

*Hab.*—Singapore.

Head black, shining; prothorax reddish-yellow, glossy, the tubercles strongly developed; scutellum transverse, broadly truncate at the apex with the angles rounded; elytra glossy black, except a triangular straw-coloured stripe on the sutural margin; body beneath glossy brown, the propectus yellow; legs black, shining; femora testaceous at the base, the posterior very strongly clavate, their tibiæ with a long inner spur extending beyond the basal joint; antennæ rather slender, nearly linear, reaching the apex of the elytra, the ninth and tenth joints yellow, the last black.

Length 4 lines.

*Merionæda calcarata.*

(♂.) *M. nigra*, prothorace luteo; elytris nitidis, paulo elongatis, pone medium vix subito angustioribus; femoribus posticis elongatis.

*Hab.*—Sarawak.

Head black, shining; prothorax reddish-yellow, glossy, the tubercles strongly developed; scutellum subtriangular, bilobed at the apex; elytra as in the last, but longer and less abruptly contracted posteriorly; body beneath black, propectus yellow; anterior legs brownish, paler outwards, posterior glossy black; femora testaceous at the base, the posterior very long, the peduncle extend-

ing beyond the abdomen, and only testaceous over a small part of the base, very strongly clavate, their tibiæ with a long outer spur; antennæ not extending beyond the middle of the elytra, the last two joints yellow.

Length 4 lines.

*Merionæda subulata.* (Pl. XXI. fig. 4. ♂.)

(♂ ♀.) *M.* capite prothoraceque luteis; tibiis posticis rectis.

*Hab.*—Sarawak.

Head and prothorax reddish-yellow, glossy, the latter strongly tuberculate; scutellum triangular, rounded at the apex; elytra very pubescent at the suture, rather abruptly contracted behind the middle, glossy, black on the outer margin and contracted part, the rest yellowish-ochre; body beneath glossy brown, the thorax, a large spot on the metasternum, and another on the first abdominal segment, yellowish; femora glossy black with their bases yellowish-testaceous; anterior and intermediate tibiæ black, clothed with longish yellow hairs below, the posterior entirely black and nearly straight, the inner spur strongly produced in the male; anterior tarsi yellowish, intermediate clouded with brown, the posterior black; antennæ only slightly fusiform, and extending beyond the middle of the elytra in both sexes, black, opaque, the ninth and tenth, and adjoining portions of the eighth and eleventh joints, yellow.

Length  $5\frac{1}{2}$  lines.

*M. nigriceps* (*Heliomanes nigriceps*, White), from Moulmein, approaches this species, but the head is black, and the elytra are broader and rounded posteriorly, the apex of each with a black spot. From the form of its elytra it would require another section for its reception.

§ § § Elytra short, not subulate.

*Merionæda brachyptera.*

(♀.) *M. fulva*, antennis (articulo basali excepto) fuscis; elytris abbreviatis, apicibus infuscatis.

*Hab.*—Sarawak; Singapore.

Fulvous-yellow; eyes rather small, not approximate above: head and prothorax finely tomentose, the latter

strongly tuberculate on the disc; scutellum triangular; elytra extending only a little beyond the metasternum, the posterior two-thirds dehiscent, rounded off at the apex, which is clouded with brown, and is not carinate; body beneath ochre-yellow, the metasternum and abdomen glossy; legs pale reddish-yellow, claw-joints and posterior tibiæ tinged with brown; antennæ extending to the end of the abdomen, brown, the basal joint yellow.

Length 5 lines.

#### OCYTASIA.

Characteres ut in *Merionæda*, sed *abdomen normale*.

In the unique example before me on which I have founded this genus, there is no trace of the peculiar structure common, I believe, to both sexes of *Merionæda*, but in other respects, with one exception, there is no difference. The exception may be only of sexual or perhaps of specific value; it is that the intermediate tarsi are unusually broad, the basal joint being equilaterally triangular, with the two following transversely dilated. The posterior femora are but moderately clavate, and their tibiæ are straight as in *Merionæda subulata*, and furnished with a tolerably long inner spur. It is, probably, a female.

#### *Ocytasia fulvipennis*. (Pl. XXI. fig. 6.)

*O. fulva*; antennis, femoribusque (basi excepta), nigris.

*Hab.*—Kaioa.

Fulvous-yellow; head rather short in front; eyes large and prominent; prothorax rather glossy, strongly tuberculate; scutellum very broad at the apex; elytra rather broadly subulate, contracted at the apex; body beneath yellowish, abdomen slender, somewhat conical, blackish; femora black, yellow at the base; anterior tibiæ and tarsi yellow, intermediate tibiæ clouded with brown, their tarsi yellow, posterior tibiæ and tarsi, the base of the former excepted, black; antennæ black.

Length 3 lines.

## PYRESTINÆ.

This subfamily is more remarkable for the rich blood-red, or yellowish-red, colour of its members, than for any very trenchant characters by which it may be distinguished. With one exception—*Dalila*—all the genera are Asiatic.

## Genera.

Femora fusiform . . .	<i>Pyrestes</i> , Pasc.
Femora pedunculate . . .	<i>Plutonesthes</i> , Thoms.

## PYRESTES.

*Pyrestes*, Pascoe, Trans. Ent. Soc. ser. 2, iv. 96;  
(*Pyresthes*), Lacordaire, Gen. viii. 520.

*Caput* antice valde productum, fronte lamellifera; *mandibulæ* elongatæ. *Oculi* late emarginati. *Antennæ* basi approximatae, corpore breviores; articulo quarto breviusculo, 5-10 lateraliter dilatatis, ultimo appendiculato. *Prothorax* oblongus, ovali-cylindricus, transverse striatus. *Elytra* parallela vel postice paulo latiora, epipleuræ basi sinuatae. *Pedes* breves, fere æquales, vel postici paulo longiores; *femora* in medio gradatim incrassata; *tarsi* postici breviusculi. *Prosternum* angustum, elevatum. *Mesosternum* antice fortiter declive.

This description will apply to both sexes, so far as I am able to judge from an example of the male of *P. cardinalis*, only that the antennæ extend nearly to the apex of the elytra in the male, while in the female, they do not go beyond half the length, and are more broadly dilated. There are eight species described, only one of which was found by Mr. Wallace. Wherever they occur they appear to be amongst the rarest of Longicorns.

*Pyrestes eximius*.

Pascoe, l. c., pl. xxii. fig. 3.

*P. niger*, nitidus; prothorace distincte transverse striato; abdomine elytrisque coccineis, his sat fortiter et dense punctatis.

*Hab.*—Sarawak.

Head, prothorax, scutellum, and legs black, abdomen and elytra rich vermilion; prothorax finely but distinctly transversely striate; elytra rather coarsely and closely punctured, the epipleuræ slightly sinuate at the apex; antennæ black, the last six joints with a brownish tomentum.

Length  $6\frac{1}{2}$  lines.

#### PLUTONESTHES.

*Plutonesthes*, J. Thomson, Syst. Ceramb. p. 160;  
Lacordaire, Gen. viii. 522.

*Caput* antice leviter productum, fronte haud lamellifera; *mandibulæ* mediocres. *Oculi* fortiter emarginati. *Antennæ* basi distantes, corpore breviores; articulis 3 et 4 subcylindricis, cæteris utrinque dilatatis, gradatim brevioribus, ultimo ovato, integro. *Prothorax* oblongus, pone apicem constrictus. *Elytra* subplanata, postice latiora, carinata. *Pedes* mediocres; *femora* pedunculato-clavata. *Pro-* et *meso-sterna* ut in *Pyreste*.

A well marked and very natural genus, at once recognizable by its abruptly clavate femora. The type, *P. rufipennis*, Thoms., is glossy black, the elytra red, except at the apex which is also black, and the prothorax is strongly punctured. *P. crocata*, Pasc. (Proc. Zool. Soc. 1866, p. 514) is a much longer insect than the one described below, the elytral carinæ feeble, the posterior femora with a considerably longer peduncle, the colour paler, and the whole prothorax uniformly orange.

#### *Plutonesthes amæna*.

*P. nigra*, pilosa; prothorace pone apicem elytrisque sericeo-aurantiacis, his apice nigro-chalybeatis; metasterno abdomineque cyaneis, nitidissimis.

*Hab.*—Singapore.

Black, with scattered erect hairs, especially on the legs; head with a chalybeate tinge, closely punctured; prothorax covered posteriorly with an orange pubescence, the sides and anterior portion glossy black; scutellum rounded, brownish; elytra with a dense roughish orange-red silky pubescence, the apex steel-black, each with a

strongly marked carina; body beneath nearly glabrous, very glossy dark blue; legs brownish-black, very glossy; antennæ black, closely covered with a dull blackish pile.

Length  $3\frac{1}{4}$  lines.

#### PROTHEMINÆ.

The insects of this subfamily are distinguished by having very distinct epipleuræ to their elytra throughout their whole length, but the other characters, except the marked elongation of the hind-legs, are less constant. They are all of an intense black colour, more or less relieved with bands or stripes formed by a dense whitish pubescence. They are natives of Asia, but have not been found in India, although two species are known from North China; nor have they been met with south of Borneo.

#### *Genera.*

Basal segment of the abdomen very large.

Outer joints of the antennæ broadly dilated

in both sexes . . . . ., . . . *Euryarthrum*, Blanch.

Outer joints of the antennæ very slightly di-

lated, especially in the males . . . . . *Prothema*, Pasc.

Basal segment of the abdomen of the ordinary size *Mesophœa*, n. g.

#### EURYARTHNUM.

*Euryarthrum*, Blanchard, Hist. Nat. Ins. ii. 149 (1845).

*Blemmya*, Pascoe, Trans. Ent. Soc. ser. 2, iv. 42 (1856);

Lacordaire, Gen. viii. 526.\*

*Caput* antice productum, verticale; *mandibulæ* subelongatæ. *Oculi* supra late emarginati. *Antennæ* breviusculæ, validæ; *scapo* subcylindrico; articulo tertio scapo æquali, 4 et 5 conjunctim haud longioribus, 6-10 fortiter unilateraliter dilatatis, ultimo appendiculato. *Palpi* breves, articulo ultimo cylindrico. *Prothorax* subrotundatus, antice angustior. *Elytra* lata, supra

\* M. Lacordaire, as well as M. J. Thomson, rejects the name here adopted in consequence of *Euryarthron* having been previously used by M. Agassiz. But changing for anything less than an absolute identity would be a rule without limits, and must lead to perpetual alterations, creating a greater evil than the toleration of names similar but not identical.



planata; epipleuræ angustatæ. *Pedes* validi; *femora* incrassata; *tibiæ* anticæ et intermediæ breves; *tarsi* postici articulo basali elongato. *Prosternum* elevatum. *Mesosternum* latum, antice abrupte declive. *Abdomen* segmento basali peramplo. *Processus* intercoxalis apice truncatus, vel paulo angulatus.

The females of this genus differ in no respect from the males, so far as I can see, except that the elytra are a little narrower, or rather more parallel posteriorly. I have described six species from Penang (Proc. Zool. Soc. 1866, p. 523), all remarkable for having the five or six outer joints of the antennæ fulvous-yellow. In two or three of them the carina passing from the shoulder backwards disappears or becomes scarcely perceptible.

*Euryarthrum albocinctum.*

Blanchard, Hist. Nat. Ins. ii. 170.

*Blemmya Whitei*, Pascoe, Trans. Ent. Soc. ser. 2, iv. 42, pl. xvi. fig. 6.

*E. atrum*; scutello fasciaque elytrorum argenteo-albis, apicibus fere obsolete spinosis.

*Hab.*—Sarawak.

Deep black, closely punctured; head with a rather broad groove between the eyes; fifth joint of the antennæ narrowly triangular; prothorax at its apex and base fringed with pure white hairs; scutellum covered with a white pubescence; elytra flat above, the line of deflection forming a well-marked ridge, behind the middle a transverse white pubescent band, often obliterated at the ridge, apex of each elytron slightly bispinose; body beneath, with the posterior edges of the metasternum and of the first abdominal segment bordered with white hairs.

Length  $7\frac{1}{2}$  lines.

The two very short spines at the apex of each elytron are formed by the epipleura; in the following species the upper one is formed by the prolongation of the suture.

*Euryarthrum bifasciatum.*

*Blemmya bifasciata*, Pascoe, lib. cit. p. 43.

*E. atrum*, elytris fasciis duabus argenteo-albis, apicibus fortiter bispinosis.

*Hab.*—Sarawak.

Deep black, closely punctured; head with a narrow groove between the eyes; fifth joint of the antennæ obconic, the first triangular joint being the sixth; prothorax as in the preceding species; elytra flattish above, the line of deflection rounded, two silvery white bands dividing them into three equal parts, apices strongly bispinous; body beneath, with the posterior edges of the metasternum, and of all the abdominal segments, bordered with white hairs.

Length 8-10 lines.

Mr. Wallace observes of this species, that it flies slowly and settles on newly fallen timber. M. Lacordaire erroneously refers it as a second species to my genus *Asmelia*. The latter belongs to the *Callichrominae*, and has only occurred to my knowledge at Penang.

#### PROTHEMA.

*Prothema*, Pascoe, Trans. Ent. Soc. ser. 2, iv. 43;  
Lacordaire, Gen. viii. 526.

*Caput* antice paulo productum, inter antennas parum excavatum. *Oculi* prominentes, late emarginati. *Antennæ* (♂) corpore paullo longiores, (♂) breviores; *scapo* subcylindrico, arcuato; articulo tertio duplo quarto longiore, 6-10 apice lateraliter dilatatis, ultimo appendiculato. *Prothorax* latitudine vix longior, antice angustior, lateraliter rotundatus. *Elytra* breviuscula, subdepressa, epipleuræ angustatæ. *Pedes* antici et intermedii mediocres, postici elongati; *femora* parum incrassata; *tibiæ* graciles; *tarsi* postici elongati, articulo basali cæteris simul sumptis longiore. *Prosternum* angustatum, elevatum. *Mesosternum* latum, antice declive. *Abdomen* segmento basali peramplo. *Processus* intercoxalis apice subtruncatus.

The species described below I first referred doubtfully to *Blemmya*, and subsequently proposed to constitute it a distinct genus. M. Lacordaire, however, considers it to be only a degraded form of *Prothema*. The two specimens before me, are, I believe, from the comparative shortness and dilatation of their antennæ, females; on the other hand, the two original species of *Prothema* in

my collection have the antennæ longer than the body, and much less dilated, and the basal segment of the abdomen not nearly so large relatively to the other segments; hence they are probably males.

*Prothema humeralis.*

*Blemmya humeralis*, Pascoe, *lib. cit.* p. 99; *Sigeum humerale*, Proc. Zool. Soc. 1866, p. 523, pl. xli. fig 2.

*P. atra*; elytris albo-fasciatis et lineatis, apicibus albidis; corpore infra argenteo-pubescente.

*Hab.*—Singapore (and Penang).

Black, opaque, closely punctured above; prothorax slightly longer than broad, its apex and base bordered with a pure white pubescence; each elytron with a white line lying between the suture and side, and at about the middle bending outwards at a right angle, behind the middle a second broader and slightly curved band, and on the apex a pale whitish blotch; body beneath, with a close-set silvery pubescence; legs and antennæ black, the latter with a brownish pubescence outwards.

Length  $4\frac{1}{2}$  lines.

MESOPHÆA.

*Caput* antice verticale, quadratum, vix productum; tuberibus antenniferis basi approximatis. *Oculi* parum emarginati. *Antennæ* (♀) lineares, ciliatæ; *scapo* subcylindrico; articulo tertio breviusculo, apice spinoso-producto; quarto fere triplo longiore, cæteris gradatim brevioribus. *Prothorax* oblongus, subcylindricus. *Elytra* prothorace paulo latiora, parallela, apicibus emarginata, epipleuræ angustæ. *Pedes* graciles, postici multo longiores; *femora* leviter clavata; *tibiæ* filiformes, ciliatæ; *tarsi* graciles, antici et intermedii breves, postici mediocres, articulo basali elongato. *Prosternum* angustum. *Mesosternum* sat latum, declive. *Abdomen* segmento basali vix elongato, cæteris modice elongatis.

The size of the abdominal segments of this genus is exceptional, yet having regard to the habit, and to the presence of epipleuræ of the elytra, there can be little hesitation in placing it near *Prothema*. As in that

genus, the males—now unknown—will probably be found to have dilated antennæ. The third joint of those organs terminating in a slender obtuse process, and the shortness of the joint itself compared to the fourth, are also characters which, although probably only of generic value, are nevertheless foreign to the *Prothemineæ*.

*Mesophaea lachrymosa.* (Pl. XXI. fig. 2.)

*M. nigra*, prothoracis basi, elytrorumque basi et vitta suturali, albis.

*Hab.*—Sarawak.

Black, finely pubescent, densely and roughly punctured above; head without pubescence; prothorax with a slight longitudinal carina, a little rounded at the sides, the base closely covered with a band of white hairs; scutellum triangular, very pubescent, white; elytra somewhat incurved at the sides, the base and suture a little below the scutellum covered with ashy white hairs, which slightly expand behind, and terminate a little before the apex; body beneath blackish-brown, edges of the sterna and abdominal segments with a whitish pile; legs black; antennæ about two-thirds the length of the body, the first two joints reddish-brown, the third and fourth glossy black, the fifth and sixth dark, the remainder white.

Length  $3\frac{1}{2}$  lines.

CALLICHROMINÆ.

The species of this subfamily in the collection are comprised in two genera out of the twenty-nine enumerated by M. Lacordaire. Of these two genera I have described here twenty-two species, leaving a few not so well-marked for future consideration. There is a strong resemblance between many of the species, and their discrimination, in many cases, is very difficult. They are nearly all very handsome, mostly bright metallic-green, and emit an agreeable odour, due to certain glands situate behind the posterior angles of the metasternum, and communicating by pores with the surface. Two species are found in Europe, a few only in America, the remainder are African and Asiatic; none in Australia.\*

\* Mr. White has described a "*Callichroma Cinderella*" from "Australia (N. E. Coast) (Coll. Dring)," but this locality requires corroboration.

## Genera.

- Third joint of the antennæ  
longer than the fourth . *Leontium*, Thoms.
- Third joint of the antennæ not  
longer than the fourth . *Chloridolum*, Thoms.

## CHLORIDOLUM.

*Chloridolum*, J. Thomson, Syst. Ceramb. p. 174;  
Lacordaire, Gen. ix. 18.

*Caput* antice sat latum et paulo productum, inter antennas elevatum. *Mandibulæ* modice elongatæ. *Oculi* leviter emarginati. *Antennæ* ( $\delta$ ) corpore duplo vel fere triplo longiores, setacæ; *scapo* brevi, apice spinoso; articulo tertio quarto æquali, cæteris æqualibus, ultimo precedente longiori. *Prothorax* sæpe oblongus, lateraliter spinosus, supra postice inæqualis. *Elytra* elongata, postice angustiora. *Pedes* elongati; *femora* fusiformia, postica sæpissime linearia, in  $\delta$  abdomen superantia, infra haud dentata; *tarsi* postici elongati. *Prosternum* haud productum. *Mesosternum* antice declive. *Abdomen* in  $\delta$  segmentis sex.

The characters differentiating this genus from *Callichroma* are very slight, the shortness of the fourth joint of the antennæ compared to the third being the principal; nevertheless the genus seems to be a natural one, in habit as well as in geographical distribution.

§ Legs unicolorous, blackish or blueish, rarely with a reddish tinge at the base of the femora.

*Chloridolum principale.*

- ? *Callichroma orientalis*, Guérin, Icon. Reg. An. Ins.  
p. 220.

C. viride; prothorace medio fusco-tomentoso; scutello fere equilateraliter triangulari.

*Hab.*—Ceram.

Green; head finely punctured, an impunctate space between the upper lobes of the eyes; prothorax rather

stout, scarcely longer than broad, finely striolate transversely at the sides, and along the anterior and posterior margins, the centre delicately tomentose, brown, opaque, and irregularly punctured; scutellum nearly equilaterally triangular; elytra with a green scutellar and a green median stripe, the rest black; body beneath green, metasternum and abdomen covered with a close grayish-white pubescence; legs dark blueish, or brown, femora thickly punctured, sometimes a little reddish at the base; antennæ black, more than three times as long as the body in the ♂.

Length 16 lines, ♂.

*Chloridolum factiosum.*

C. viride; prothorace medio auripurpureo, nitido, longitudinaliter striolato; scutello anguste triangulari.

*Hab.*—Amboyna.

Green; head as in the last, but narrower, and the muzzle a little more produced; prothorax longer than broad, finely striolate at the anterior and posterior margins, the centre rich golden-purple, nitid, striolate in a longitudinal direction, the striolæ towards the sides becoming transverse; scutellum narrowly triangular; elytra with a green scutellar and a green median stripe, the rest purplish-black; body beneath green, metasternum and abdomen with a dense grayish-white pubescence; legs dark brown, the femora closely punctured; antennæ black, between two and three times as long as the body.

Length 12 lines, ♂.

This species is at once distinguished by the longitudinal striolæ in the middle of the prothorax.

*Chloridolum scytalicum.*

C. viride; capite antice creberrime subtiliter punctato; prothorace medio nigro-bimaculato, vitta utrinque variicolore; scutello oblongo-triangulari, lateribus curvatis.

*Hab.*—Sarawak.

Green; head finely and sparingly punctured in front, very closely and minutely, as if granulate, and without an impunctate spot behind, lips and mandibles black; prothorax



rather narrow, finely striolate transversely at the sides and anterior and posterior margins, two black stripes in the centre, each stripe at its outer margin a little below the level of the adjoining portion, on each side above the spine dark violet, varying according to the light; scutellum oblong-triangular, its sides slightly curved; elytra with a green scutellar and two green stripes, one median, the other humeral and extending to the apex, where it joins the median, the rest of the elytra black; body beneath green, metasternum and abdomen with a short grayish-white pubescence; legs dark blue, anterior and intermediate femora rather rugosely punctured, the posterior finely punctured; antennæ black, twice as long as the body in the ♂.

Length 13 lines, ♂; 10 lines, ♀.

Resembles the last, but the prothorax is without any central longitudinal striolæ, and there is a rich violet stripe on each side, varying according to the light.

*Chloridolum collinum.*

C. obscure viride; prothorace medio granulato-striolato, nigro; scutello apicem versus constricto.

*Hab.*—Mount Ophir.

Dull green; head golden-green, shining, behind blackish, finely striolate longitudinally, mandibles black; prothorax rather narrow, middle of the disc blackish, covered with minute oblique striolæ, the rest with large transverse and somewhat curved striolæ, rather intricate and interrupted at the sides; scutellum broad, but behind the middle rather suddenly constricted and indented with a deep groove; elytra finely and very closely punctured, shortly striolate at the suture below the scutellum, with three obscure blackish stripes, one along the suture, and one on each side; body beneath olivaceous-green, the propectus brighter with fine transverse striolæ; legs and antennæ blueish-brown, femora punctured, and transversely corrugate.

Length 12 lines (♂).

TR. ENT. SOC., THIRD SERIES, VOL. III. PART VII.—OCT. 1869.



*Chloridolum radiatum.*

*C. subrobustum*; capite prothoraceque viridi-nitentibus; hoc breviusculo, lateraliter arcuato-striolato; elytris viridibus, indistincte nigro-vittatis.

*Hab.*—Sarawak.

Rather stout; head and prothorax shining green, the former punctured behind, the intervals of the punctures corrugate, mandibles black, the base green; prothorax not longer than broad, the basal and apical portions transversely striolate, the lateral striolæ curved, the innermost meeting in a line in the middle, the outer portion supplemented with shorter striolæ; scutellum green, triangular; elytra dull green, the middle of each with an indistinct blackish stripe; body beneath yellowish-green, with a short white silky pubescence; antennæ purplish-blue; legs green, the tibiæ and tarsi blueish.

Length 9 lines.

The sculpture of the prothorax is similar to that of *C. viridipenne*, except that in the latter the striolæ meet at a point, or nearly so. *C. radiatum* is also a much stouter species, with a transverse prothorax, &c.

*Chloridolum Thomsoni.*

*Callichroma Thomsoni*, Pascoe, Trans. Ent. Soc. ser. 2, v. 24.

*C. subangustatum*, aureo-viride; prothorace medio cyaneo-chalybeato; scutello viridi, modice et crebre punctato; elytris distincte oblique vittatis.

*Hab.*—Sarawak; Singapore.

Rather narrow, golden-green; vertex granulately punctured, upper lip glossy black, mandibles golden-green, the tips black, palpi testaceous, the last joint black; prothorax oblong, finely and intricately striolate at the sides, more regularly and coarsely so anteriorly and posteriorly, with a large dark steel-blue spot on the middle; scutellum curvilinearly triangular, golden-green; elytra dark green, on each a slightly oblique yellowish-green stripe meeting its fellow a little before the apex; body beneath pale dullish green, the metasternum and abdomen with a whitish pubescence; legs and antennæ chalybeate-blue.

Length 8 lines.

The Singapore specimen is stouter, and the striolæ on the prothorax are slightly different, having anteriorly a more concentric arrangement; a third specimen (or species) has a broader prothorax, with a smaller lateral spine, &c.

*Chloridolum ceycinum.*

*C. subangustatum*, viride; prothorace maculis duabus, scutelloque nigro-cyaneis; elytris vitta suturali fere obsoleta.

*Hab.*—Singapore.

Rather narrow, dark green; head closely punctured behind, lip black, mandibles green, the tips black, palpi testaceous, the last joint black; prothorax oblong, intricately striolate, the striolæ interrupted in front, where a blueish-black spot is placed, behind the middle another and larger spot; scutellum blueish-black; elytra dark blueish-black at the sides, a stripe along the disc dark green, separated from its fellow at the suture by a very narrow indistinct darker line gradually shading off into the stripe; body beneath light yellowish-green, the metasternum and abdomen with a short whitish pubescence; legs and antennæ chalybeate-blue.

Length 8 lines.

Allied to the last, but, *inter alia*, the hind-head and prothorax are differently sculptured, and the intermediate femora more strongly curved towards the base.

*Chloridolum Cinnyris.*

Pascoe, Proc. Zool. Soc. 1866, p. 518.

*C. angustatum*, aureo-viride; prothorace apice fere obsolete striolato; scutello viridi, obsolete punctato; elytris distincte recte vittatis.

*Hab.*—Malacca.

Narrow, golden-green; head thickly punctured behind, upper lip black, mandibles green, the tips brassy-brown; prothorax oblong, finely striolate transversely, the striolæ on the depressed apical portion very minute, behind the middle two indistinct bluish spots, the lateral spine nearly in the middle; scutellum triangular, green,

very minutely punctured; elytra dark blue, passing into a black line at the side and suture, the middle of each elytron with a straight rich golden-yellow stripe; body beneath bright yellowish-green with a delicate whitish pubescence; antennæ purplish-blue, or chalybeate-blue, in the former case with the scape dark green; legs glossy chalybeate-blue, the posterior very long.

Length 6 lines.

This is one of the smallest species of the genus, at the same time one with the longest posterior legs. There is another species in the collection allied to this, but with a broader prothorax and more elongate elytra.

*Chloridolum viridipenne.*

*C. angustatum*, capite prothoraceque viridi-nitentibus; hoc in medio arcuato-striolato, antice recte striolato; elytris viridibus, opacis, obsolete vittatis.

*Hab.*—Sarawak.

Narrow; head and prothorax shining green; the former thickly punctured behind, upper lip black, mandibles green, the tips black; prothorax oblong, much narrower towards the apex, the lateral spine considerably behind the middle, the disc with striolæ, long and curved behind, shorter and straighter anteriorly, meeting at a point between the apex and middle, the portion behind the apex with straight uninterrupted striolæ; scutellum scutiform, obsoletely punctured; elytra nearly opaque, dark green, the sides and sutures a little darker; body beneath yellowish-green, thinly pubescent; antennæ purplish-blue; legs chalybeate.

Length 6 lines.

A very distinct species, readily known by the sculpture of the prothorax, and the position of the lateral spine. The specimen described is a female.

§ § Legs unicolorous, reddish- or brownish-fulvous.

*Chloridolum concinnatum.*

*C. capite prothoraceque aureo-viridibus; elytris nigris, vitta viridi obliqua in medio sita; antennis pedibusque rufo-fulvis, illis extus infuscatis.*

*Hab.*—Batchian; Amboyna.

Head and prothorax golden-green; the former with a deep groove between the antennæ, finely punctured behind the eyes, the vertex much more coarsely punctured, upper lip testaceous, mandibles black, yellowish at the base; prothorax longer than broad, intricately striolate at the sides, the middle with a large blackish patch; scutellum rather narrowly triangular, a little curved at the sides, the apex rounded; elytra greenish-black, each with a rich green stripe proceeding from the base obliquely towards the suture and meeting its fellow at the posterior quarter, and covered with a short very delicate whitish pubescence; body beneath pale olivaceous, with a silky whitish pubescence, the sides of the metasternum and the last abdominal segment yellow, the rest of the segment black at the edge; legs, coxæ, and antennæ, bright reddish-fulvous, the latter gradually darker from the base of the seventh joint.

Length 12 lines.

Another and smaller specimen (♀) differs in having the apices of the first four antennary joints black, the fifth and following joints gradually passing into black. M. Thomson's *C. Batchianum* (Syst. p. 569) differs apparently (*inter alia*) in having two black bands (stripes?) on the prothorax.

*Chloridolum collare.*

*C. rufo-brunneum*; prothorace basi apiceque viridimarginato; elytris nigro-viridibus, singulis vittis duabus obscure viridibus; antennis pedibusque brunneo-fulvis.

*Hab.*—Malacca.

Light brown, with a strong reddish tint; head finely and closely punctured behind, upper lip testaceous, mandibles green, the base reddish-brown, the tip black; prothorax rather longer than broad, the sides with fine intricate striolæ, the middle covered with a fine grayish pubescence, the basal and apical portions dark blueish-green; scutellum rather narrowly triangular, green; elytra blackish-green, a stripe on the middle of each, and another at the side, dull yellowish-green; body beneath brownish-testaceous, mottled with brown, the propectus

greenish and purple, somewhat iridescent; legs and antennæ brownish-fulvous, the anterior femora with a violet tinge.

Length 11 lines.

§ § § Legs bicolorous, femora more or less red, especially at the base.

*Chloridolum rufescens.*

C. capite prothoraceque aureo-viridibus, hoc basi apiceque rufo-fulvo; elytris rufescentibus, viridi-subvittatis; femoribus infuscatis, basi rufescentibus.

*Hab.*—Waigiou.

Head and prothorax bright golden-green, the latter with its apex and base bordered with reddish-fulvous; hind head finely punctured, with a shining impunctate space in the middle; prothorax longer than broad, the sides finely and intricately striolate, the middle with two dark oblong spots scarcely separated from each other; scutellum reddish-orange, narrowly triangular, corrugate, the middle at the base glossy green; elytra dark brown, a stripe along the middle of each greenish, the sutural region and base reddish-orange, all shading into each other according to the light, and the whole tinged with reddish; body beneath orange-testaceous, with a silky whitish pubescence, the sides of the breast greenish; four anterior femora reddish-fulvous, with a brown tint at the apex, posterior violet-reddish at the base, their tibiæ fulvous tinged with violet, four anterior tibiæ fulvous-brownish at the base, tarsi brownish; antennæ brownish-red at the base, gradually passing into black.

Length 10 lines.

*Chloridolum dorycum.*

*Cerambyx dorycus*, Boisduval, Voy. de l'Astrol. p. 519, pl. viii. fig. 4.

C. cupreo-viride; elytris purpureis, in medio vitta pubescente viridi-cuprea ornatis; femoribus chalybeatis, basi rufis.

*Hab.*—Aru (and Dorey).

Glossy copper-green; head thickly punctured behind, lip testaceous-brown, mandibles greenish at the base, black at the tips; prothorax a little longer than broad, the disc irregular, broadly tubercled on each side, and finely striolate, the colour varying from dark green to golden-brown, according to the light; scutellum slightly elongate-triangular, acuminate at the apex; elytra rapidly narrowed behind, dark purple, each with a golden-green stripe in the middle, covered with a yellowish pubescence having a transverse direction; body beneath, pale olive-green, silky, the margins of the abdominal segments black; legs blueish or greenish-metallic, femora at the base bright orange-red; antennæ chalybeate-blue.

Length 12 lines.

This very distinct species does not appear in M. Lacordaire's enumeration, and it is not alluded to by M. Thomson. It differs from *Chloridolum* as characterised in the "Genera" by the irregularity of the disc of the prothorax.

*Chloridolum prætorium.*

C. læte viride; prothorace vix latitudine longiore, in medio nigro-violaceo; femoribus rufis, posticis apicem versus chalybeatis.

*Hab.*—Amboyna; Ceram.

Rich green; head with a smooth spot in the middle of the vertex, eyes not very approximate above; prothorax scarcely longer than broad, lateral spine behind the middle, sides of the disc distinctly and mostly transversely striolate, the middle with a large violet-black spot; scutellum triangular, the sides with striolæ parallel to them, but becoming transverse at the apex; elytra rather rapidly narrowing from the base, dark green at their sides, paler at the suture, each with an oblique golden-green stripe meeting its fellow at the apex; body beneath olivaceous-green, with a grayish silky pubescence, varying greatly in intensity according to the light; femora glossy red, the tips of the four anterior blackish, the apical quarter of the posterior, and the tibiæ, tarsi, and antennæ, chalybeate-blue; posterior coxæ entirely reddish-luteous.



Length 14 lines.

The female specimen from Ceram has a much bluer tint, with the sides of the elytra nearly black.

*Chloridolum promissum.*

C. læte viride; prothorace suboblongo, in medio nigro-violaceo; elytris cyaneo-chalybeatis, singulis vitta obliqua læte viridi; femoribus anticis quatuor rufis, posticis chalybeatis, basi rufis.

*Hab.*—Kaioa; Merty; Tondano.

Rich green; head with a smooth spot on the middle of the vertex, eyes rather approximate above; prothorax longer than broad, lateral spine behind the middle, sides of the disc shortly and irregularly striolate, the centre with a large violet-black spot; scutellum elongate-triangular, the sides with striolæ parallel to them; elytra dark chalybeate-blue, each with an oblique rich green stripe meeting its fellow at the apex; body beneath olivaceous green, with a silky grayish pubescence varying in shade according to the light; femora glossy red, the tips blackish, the posterior with the apical two-thirds, tibiæ, tarsi, and antennæ chalybeate-blue; posterior coxæ greenish, spotted with red.

Length 13 lines.

The prothorax is longer and narrower than in the preceding, and the striolæ are smaller and less regular at the sides.

*Chloridolum obscuripenne.*

C. obscure viridescens; prothorace breviusculo, in medio maculis duabus indistinctis, infuscatis; elytris obscure viridescens, singulis vitta indistincte subaurea.

*Hab.*—Bouru.

Dull greenish; head with the vertex distinctly striolate, upper lip brownish-testaceous, mandibles black, blueish at the base, eyes less approximate above; prothorax not longer than broad, the lateral spine a little behind the middle, the sides of the disc with transverse waved striolæ, the centre with two indistinct dull brownish spots; scutellum triangular, marked with curved striolæ; elytra



dull greenish, on each a submetallic olivaceous yellow stripe, its limits very indistinct; body beneath dark blue, the metasternum covered with a dense grayish pubescence; femora glossy reddish-fulvous, the tips of the four anterior and the apical half of the posterior tibiæ, the tarsi, and antennæ, chalybeate-blue; posterior coxæ entirely reddish-fulvous.

Length 12 lines.

A somewhat dull-looking species, with the blue on the tips of the femora passing gradually into the fulvous. There is a larger specimen, also from Bouru, with the four anterior femora chalybeate to a much greater extent than in the typical form.

*Chloridolum eupodum.*

C. læte viride; capite scutello prothoraceque aureo-viridibus, hoc fere omnino transversim striolato; elytris saturate viridibus, singulis vitta subaureo-viridi.

*Hab.*—Ceram.

Bright green; head corrugately punctured behind; prothorax longer than broad, the lateral spine a little behind the middle, the disc with nearly all the striolæ more or less transverse, those at the sides a little curved; scutellum triangular, finely punctured in the middle, more coarsely at the sides; elytra dark green, a golden green stripe on each, extending nearly to the suture; body beneath glossy olivaceous green, with a thin whitish pubescence; four anterior femora entirely luteous-red, the posterior chalybeate, the base red; tibiæ and tarsi of the same pair chalybeate-blue, of the four anterior, and the antennæ, dark violet.

Length 8 lines.

*Chloridolum melanaspis.*

C. læte viride; prothorace transversim striolato, in medio maculis duabus saturatoribus; scutello viridinigro; elytris saturate viridibus, singulis vitta subaureo-viridi.

*Hab.*—Bouru.

Bright green; head finely and very closely punctured behind; prothorax rather broad, its length scarcely exceeding its breadth, transversely striolate, behind the middle with two dark green, in some lights nearly black, spots; scutellum triangular, greenish-black; body beneath as in the last; legs nearly the same, but the four anterior tibiæ red at the apex; antennæ dark violet.

Length 9 lines.

A somewhat stouter species than the preceding, very similar in appearance, but well differentiated by the punctuation on the hind-head, by the prothorax, and the black scutellum.

*Chloridolum litopoides.*

*C. cyaneum*, aliquando viridi-cyaneum; femoribus rufis, quatuor anticis apice nigris, posticis dimidio apicali chalybeatis.

*Hab.*—Kaioa.

Dark blue, or sometimes greenish-blue; head rather strongly corrugate behind, upper lip and tips of the mandibles black; prothorax longer than broad, lateral spine behind the middle, mostly transversely striolate; scutellum triangular, with a slight depression across the middle; elytra a little darker at the sides, very gradually narrowing behind; body beneath olivaceous-green, with a silky whitish pubescence; four anterior femora luteous red, their apices black, the posterior reddish at the base, the rest with the tibiæ and tarsi chalybeate-blue; antennæ dark blue-black.

Length 7 lines.

An elegant species, nearly unicolorous above.

*Chloridolum distinctum.*

*C. capite* prothoraceque viridibus, purpureo-micantibus; elytris nigro-cyaneis, singulis in medio vitta æneo-viridi; femoribus chalybeatis, basi rufo-luteis.

*Hab.*—Saylee.

Head and prothorax dark-green, shining, with rich purple reflections; hind-head finely corrugately punctured, eyes rather approximate; prothorax scarcely

longer than broad, the sides with curved striolæ more or less directed towards the centre; scutellum curvilinearly triangular, glossy green, impunctate, the sides purple; elytra dark blackish-blue, each with a pale brassy-green rather narrow stripe, the whole with a slight purple tinge and varying according to the light; body beneath greenish varying to blue, with a short silky white pubescence; legs chalybeate, tarsi darker, all the femora at the base bright reddish-fulvous; antennæ chalybeate-blue.

Length 9 lines.

This is the only species known to me which has all the femora chalybeate with their bases red, each colour being distinctly limited.

#### LEONTIUM.

*Leontium*, J. Thomson, Syst. Ceramb. p. 175; Lacordaire, Gen. ix. 19.

*Caput* antice angustatum et paulo productum. *Mandibulæ* elongatæ. *Antennæ* (♂) corpore vix longiores, filiformes, articulo tertio quarto longiore, ultimo præcedenti subæquali. Cætera ut in *Chloridolo*.

The comparative shortness of the antennæ, and the greater length of the third joint, give the males, at least, of this genus a somewhat different style to those of *Chloridolum*. Another character, which seems tolerably constant, is the narrowness of the head beyond the eyes, and the consequent approximation of the mandibles at the base; this confers a lengthened outline on the muzzle which is not manifest in the other genus. M. Lacordaire divides *Leontium* into two sections:—(1) Joints of antennæ from 5-10 shortly spined, &c.:—(2) Joints 5-10 angulate at the apex within, &c. There is one species of each section in the collection.

#### *Leontium punctigerum.*

*L. angustum*, viride; pedibus quatuor posticis cyaneis; prothorace utrinque obtuse tuberculato, supra creberrime punctato; articulis antennarum 5-10 apice spinosulis.

*Hab.*—Singapore.

Dark blueish-green; head and prothorax very closely punctured, the latter slightly transverse, with a large obtuse tubercle on each side; scutellum narrowly triangular, with a black apex; elytra narrow, closely and finely punctured, each with two black stripes, varying in intensity according to the light, but the outer with a blueish tinge; body beneath dull greenish, with a fine dense silvery pubescence; fore-legs green with blue reflections, the intermediate and posterior entirely dark chalybeate-blue, tibiæ of the latter much dilated, their tarsi with the basal joint scarcely longer than the two next together; antennæ dark blue, the fifth to the tenth joints spined at the apex on one side; maxillary palpi testaceous, with the last joint dark brown.

Length 8 lines.

*Leontium pedestre.*

*L. modicè robustum*, læte viride, pedibus basi rufis; prothorace transversim corrugato; articulis antennarum 5-10 apice angulatis.

*Hab.*—Ceram.

Rich golden-green; head finely punctured and slightly corrugate between the eyes; prothorax longer than broad, strongly spined at the sides, transversely corrugate above; scutellum rather broadly triangular, the apex black, pointed; elytra broad at the base, gradually narrower posteriorly, the basal half finely reticulate, the rest very minutely punctured, the suture and a broad marginal stripe deep blue; beneath greenish with a coppery tinge, and with a thin whitish pubescence; femora yellowish-red, deep steel-blue at their apices, tibiæ and tarsi brownish, the anterior with a yellowish-brown pubescence; antennæ black, the basal joint blue, the others from the fifth to the tenth angulate at the apex on one side.

Length 10 lines.

COMPSOCERINÆ.

There is only one species belonging to this subfamily in the collection, and this is identical with a well-known species from Northern India, a member of the only genus of the group that is not found in America.

## Genus.

*Eurybatus*, Thoms.

## EURYBATUS.

*Eurybatus*, J. Thomson, Essai, &c., p. 250; Lacordaire, Gen. ix. 32.

*Caput* exsertum, inter antennas elevatum. *Oculi* mediocres, lunulati. *Antennæ* 11-articulatæ, in ♂ corpore multo longiores, articulis 3, 4 et 5 intus apice spinosis. *Prothorax* amplius, subglobosus, depressus. *Elytra* elongata, depressa. *Pedes* postici longiores; *femora* clavata. *Pro- et meso-sterna* simplicia.

The type of this genus is *E. hariolus*, Thoms., a long-known insect, very common in Northern India, although first described in the work above-quoted.

*Eurybatus decem-punctatus*.

*Purpuricenus* 10-punctatus, Westwood, Cab. Or. Ent. p. 59, pl. xxix. fig. 2.

*E. ater*; prothorace elytrisque coccineis, atro-maculatis, illo maculis tribus vel quatuor, his singulis quatuor.

*Hab.*—Sarawak (and Northern India).

Deep black; prothorax scarlet, with three to four black spots, unarmed in the male, a well-marked tooth on the disc on each side in the female; elytra scarlet, with eight black spots, one on each side anteriorly, the rest dorsal, the two middle sometimes assuming the form of a band; body beneath, legs, and antennæ, deep black.

Length 10-12 lines.

## CLYTINÆ.

In none of the groups of the *Cerambycidae* is there a greater change made than in the limitation which Professor Lacordaire has given to the *Clytinæ*. He has laid down three characters by which they may be distinguished, and "the absence of a single one of these determines that the species is alien to the group, whatever may be its habit." These characters are, (1)—The antennæ extending at the most very little beyond the base

of the elytra;\* (2)—The prothorax unarmed; and (3)—The basal joint of the posterior tarsi at least a third longer than the two next together. It is also necessary that the anterior cotyloid cavities be open behind, and those of the intermediate angulate outwardly. Even thus limited, the *Clytineæ* are one of the largest and most dispersed of all the subfamilies of Longicorns. They are mostly active, gaily-coloured insects, frequently with lines or bands of yellow or white on a dark ground, sometimes forming a pattern of complicated character very difficult to describe.

### Genera.

Elytra vertically declivous posteriorly. . . . .	<i>Sclethrus</i> , Newm.
Elytra not vertically declivous.	
Prothorax globose . . . . .	<i>Clytus</i> , Laich.
Prothorax oblong.	
Head with one or more raised lines in front.	
Elytra with epipleuræ. . . . .	<i>Xylotrechus</i> , Chev.
Elytra without epipleuræ . . . . .	<i>Thranodes</i> , Pasc.
Head without raised lines in front.	
Antennæ approximate at the base.	
Posterior tarsi stout. . . . .	<i>Clytanthus</i> , Thoms.
Posterior tarsi slender. . . . .	<i>Rhaphuma</i> , Thoms.
Antennæ not approximate at the base. . . . .	<i>Perissus</i> , Chev.

(*Genera incertæ sedis.*)

*Demonax*, Thoms.

*Acrocyrta*, Pasc.

### CLYTUS.

*Clytus*, Laicharting, Tyrol. Insekt. ii. 88; Lacordaire, Gen. ix. 67.

*Caput* antice verticale, planatum, paulo productum. *Oculi* emarginati. *Antennæ* corporis dimidio æquales, muticæ, subfiliformes, articulo tertio reliquis paulo longiore. *Prothorax* subglobosus. *Elytra* vix elongata, subcylindrica, apicibus truncatis. *Pedes* medioeres, postici elongati; *femora* in medio incrassata; *tarsi* postici articulo basali cæteris conjunctim æquali,

\* Species of four genera, however, viz. :—*Cyllene*, *Euryscelis*, *Perissus*, and *Sarosesthes*, have the antennæ in the males nearly as long as or longer (in *Cyllene nebulosa*) than the body. All these genera are included in the *Clytineæ*. The last named species has also a distinct tooth on each side of the prothorax.



vel aliquando paulo longiore. *Prosternum* parum angustum. *Mesosternum* latum, antice declive.

The differential characters of *Clytus*, as it is now limited, are principally the globose prothorax, and the filiform or sometimes slightly thickened outer joints of the antennæ. The type is *Clytus arietis*, Linn. The following species shows no close affinity to any other known to me.

*Clytus solitarius.*

*C. niger*; prothorace obscure cinereo, fascia mediana nigra; elytris singulis linea basali reduplicata, fasciisque duabus flavescentibus.

*Hab.*—Singapore.

Black; head rather small; prothorax dull ashy, with a black median band, curved behind and straight in front; scutellum semicircular, white; elytra with a narrow yellowish line, beginning beneath the scutellum, descending to near the middle, then curving upwards and terminating near the shoulder, a little before the middle a narrow slightly arched band, and another broader one midway between it and the apex, yellowish; body beneath ashy, the three last abdominal segments darker; legs and antennæ blackish, with an ashy pubescence.

Length  $4\frac{1}{2}$  lines.

CLYTANTHUS.

*Clytanthus*, J. Thomson, Syst. Ceramb. p. 190; Lacordaire, Gen. ix. 68.

*Anthoboscus*, Chevrolat, Ann. Soc. Ent. Fr. 1860, p. 455 (nec Guérin).

Characteres ut in *Clyto*, sed prothorax oblongo-ovatus, et articulus basalis tarsorum posticorum minus elongatus.

The differences between *Clytus* and *Clytanthus* are scarcely definable, but in the former the prothorax is more decidedly globular, and the posterior tarsi have the basal joint three or nearly four times as long as the two next together. *Clytanthus* is a very large genus, and is found all over the world, except South America. The type is the Mexican *C. tricolor*, but *C. verbasci*, Linn. (*C. ornatus*, Fab.) may be taken as the representative of the European species.



*Clytanthus oriolinus.*

*C. flavus*; prothorace macula cruciformi nigra; elytris fasciis tribus nigris, basali interrupta; corpore infra flavo.

*Hab.*—Salwatty; Mysol.

Pure pale yellow; a black cross, resembling a trefoil leaf with its stem, dividing the prothorax into four nearly equal parts; three black bands on the elytra, the one towards the base interrupted at the suture, the second in the middle, and the third between the latter and the apex, slightly curved, and, as well as the first, connected at the side; body beneath entirely pale yellow; legs testaceous, the outer half of the posterior femora and their tibiæ dark brown; antennæ testaceous, gradually thicker externally, and not extending beyond half the length of the elytra in the male, filiform and slightly longer in the female; head with one facial and two preocular carinæ; elytra scarcely broader than the prothorax, the latter as broad at the apex as at the base.

Length 5 lines.

*Clytanthus figuratus.*

*C. obscure flavus*; prothorace fascia irregulari nigra; elytris fasciis quatuor nigris, duabus intermediis interruptis.

*Hab.*—Batchian.

Dull lemon-yellow; head grayish, the central line pubescent; prothorax oblong-ovate, narrower than the elytra, a black band formed by one large median and two smaller lateral spots on the disc; scutellum semicircular, yellowish, black at the base; elytra with four black bands, all united at the sides, the first near the base, very narrow, the second and third oblique, interrupted at the suture, the fourth broad, straight, and preapical; body beneath ashy-white; legs black, the tarsi ashy; antennæ black, the last five or six joints whitish.

Length 6 lines.

A very distinct species, but in the pattern of the elytral coloration approaching the last, except that the first band is continuous.

*Clytanthus leucothyreus.*

C. capite prothoraceque griseo-flavescentibus; scutello niveo; elytris nigris, fasciis tribus, prima ante medium, parva, curvata, ad suturam ascendente, maculaque in regione humerali, flavescentibus.

*Hab.*—Aru; Waigiou; Dorey.

Head and prothorax grayish-yellow, front very narrow between the antennæ; prothorax oblong-ovate, a little narrower than the elytra, the disc with three nearly obsolete spots; scutellum semicircular, snowy-white; elytra black with a round spot near each shoulder and three bands pale yellowish, the first band small, placed a little before the middle and curving upwards along the suture nearly to the scutellum, the second band behind the middle, transversely triangular, the third formed by an oblique patch at each apex; body beneath dull ashy, the epimera of the meso- and meta-thorax snowy-white, abdominal segments glabrous, brown, more or less bordered with ashy; legs light reddish-brown, the tarsi grayish; antennæ light reddish-brown, paler outwards.

Length 6 lines.

*Clytanthus annularis.*

*Callidium annulare*, Fabricius, Ent. Syst. ii. 337;  
*Chlorophorus annularis*, Chevrolat, Clyt. d'Asie, p. 38.

C. flavescens; prothorace macula elongata longitudinali, postice bifida, nigra; elytris nigris, linea basali curvata, macula humerali, fasciisque duabus, flavis.

*Hab.*—Sarawak; Macassar; Ternate; Gilolo; Morty; Batchian; Bouru; Ceram; Aru; Flores; Timor (and India; Java; Ceylon; China; and Mantchuria).

Pale yellowish; prothorax with a longitudinal black spot bifid behind, and another, anterior and oblique, on each side; elytra with a circular line on each shoulder, a median band ascending at the suture, and a large spot near the apex, black; body beneath dark brown, sterna and abdominal segments bordered with white; antennæ and legs yellowish-gray, the posterior dark brown.

Length 5-7 lines.

This species is also said to occur at "Port Jackson," but I have never seen a specimen from any part of Australia. It is a variable form; a small slender dull-coloured example from Timor might well be taken for a distinct species.

*Clytanthus sumatrensis.*

*Clytus Sumatrensis*, Laporte et Gory, Mon. Clyt. p. 96, pl. xviii. fig. 114.

*C. niger*; elytris singulis linea reduplicata obliqua prope basin, fascia post medium, alteraque apicali, cinereis.

*Hab.*—Sarawak (and Java; Sumatra; and Asia Minor).

Black; head and prothorax dull ashy; the latter with four indistinct black spots across the middle; each elytron with an oblique line near the base curving down at the suture and running outward parallel to the other but shorter, a band behind the middle and another at the apex, ashy; body beneath ashy, varied with white, the last three abdominal segments and legs black, the tarsi ashy; antennæ with the first six joints black, the rest whitish.

Length 5 lines.

This and the three following are all very distinct species.

*Clytanthus luxatus.*

*C. niger*; prothorace subgloboso-ovato, antice posticeque obscure cinereo; elytris fasciis quatuor cinerascentibus, duabus basalibus abbreviatis et interruptis, apicibus transversim truncatis.

*Hab.*—Saylee.

Black; head and two bands on the prothorax dull ashy; the latter subglobose, with its posterior band crescent-shaped in front, expanded at the sides, and joining the anterior band beneath; scutellum white; elytra transversely truncate at the apex, broader than the prothorax, with four pale ashy bands, the first two abbreviated at the sides, and interrupted at the suture, forming two

pairs of somewhat triangular spots with their apices inwards and with the second pair upwards, the third band entire, the fourth apical; body beneath ashy, the sides varied with white, three intermediate abdominal segments black at the base; legs ashy-black, tarsi tinged with ferruginous; antennæ blackish.

Length 6 lines.

There is a faint ashy tint on the elytra bordering the scutellum; its presence is probably uncertain.

*Clytanthus torquilla.*

*C. niger*; prothorace obscure cinerascenti-nigro, fascia postica cinerea; elytris fasciis quatuor, basali et apicali indistinctis, secunda obliqua, tertia angusta, cinereo-albis.

*Hab.*—Macassar; Singapore; Sarawak.

Black; head and prothorax dull ashy-black, the latter oblong-ovate with a narrow ashy band near the base, less distinct in the middle, whitish at the sides; scutellum whitish; elytra a little broader than the prothorax, truncate at the apex, with four ashy-white bands, the basal and apical indistinct, the second oblique, forming with its fellow an angle towards the scutellum, the third narrow and transverse; body beneath ashy, with the three apical segments of the abdomen black; legs black, the tarsi obscurely ashy; antennæ black, paler outwardly.

Length 3 lines.

Another species from Sarawak, in bad condition, approaches this; but has a second transverse band.

*Clytanthus seclusus.*

*C. niger*; prothorace maculis duabus latero-basalibus; apice scutelli fasciisque duabus elytrorum niveis.

*Hab.*—Sarawak.

Black; head very slightly pubescent; prothorax oblong-obovate, two snowy spots on each side at the base, the posterior pair forming a narrow band bordering its edge; scutellum black, margined at the apex with snowy-white; elytra much broader than the prothorax, their apices rounded at the suture, the external angle pointed, with

two snowy bands, the first narrow and curved obliquely upwards, the second directly transverse, the apices obscurely bordered with ashy; body beneath ashy, varied with white at the sides, the three apical segments of the abdomen black; legs black, the tarsi slightly ashy; antennæ black, paler outwardly.

Length 4 lines.

An imperfect specimen from Malacca might be placed here; the elytra are three-banded, the first band formed by a short semilunar spot on each side of the suture, the third apical and very broad, the upper part white, the lower dull ashy; the antennæ must have been very nearly as long as the body.

*Clytanthus prætextus.*

*C. niger*; prothorace breviter ovato, antice posticeque obscure cinereo; elytris fasciis quatuor cinereis, basali et apicali obscuris, secunda valde obliqua, interrupta, et utrinque parte cuneiformi, apicibus oblique truncatis.

*Hab.*—Mysol; Dorey.

Black; head and two bands on the prothorax dull ashy arranged as in *C. luvatus*, but the prothorax shortly ovate, not subglobose; scutellum ashy; elytra obliquely truncate at the apex, scarcely broader than the prothorax, with four ashy-white bands, the basal and apical obscure, the second divided at the suture, each part wedge-shaped, very oblique, with the point towards the scutellum, the third a little broader at the suture; body beneath ashy, the sides whitish, the abdominal segments at the base blackish; legs black, tarsi with a ferruginous tinge; antennæ slender, blackish.

Length 4 lines.

In some respects this approaches *C. luvatus*, but is a much more slender form, with only one interrupted band, and the apices of the elytra obliquely truncate.

*Clytanthus Mouhoti.*

*C. niger*; prothorace valido, oblongo-ovato, basi utrinque albo; elytris fasciis tribus albis, prima abbreviata a basi distante, secunda attenuata media

arcuata, tertia apicali, postice infuscata; apicibus subrotundatis, extus vix dentatis.

*Hab.*—Malacca (and Laos).

Black; prothorax stout, oblong-ovate, the base on each side with a pure white mark; scutellum transversely triangular, white; elytra rather short, incurved behind the shoulders, with three white bands, the first short and interrupted at the suture and distant from the base, the second median, slender, slightly curved and inclining obliquely upwards, the third curved anteriorly, gradually passing into smoky posteriorly, the apex slightly rounded, with its outer angle scarcely produced; body beneath white, sides of the sterna and last three abdominal segments black; legs and antennæ black, the latter passing outwards into pale ashy.

Length 5 lines.

There is a slight tooth at the apex of the third and fourth joints in this species, which otherwise is related to the foregoing. It has been also taken in Laos by the unfortunate Mouhot, to whom I have dedicated it.

*Clytanthus rubricollis.*

*Clytus rubricollis*, Laporte et Gory, Mon. Clyt. p. 88,  
pl. xvi. fig. 102.

*C. niger*; prothorace rubro; elytris macula humerali et fasciis tribus albis.

*Hab.*—Malacca (and Java).

Black; head with a yellowish-gray pubescence, a black smooth line between the eyes; prothorax oval, closely punctured, brownish-red; scutellum rounded behind; elytra rather short, the first band curving upwards and then outwards to the shoulder, and with its fellow forming an X-shaped figure, within this on each side a round humeral spot, the second band nearly two-thirds posterior, the third apical; body beneath black, sterna and two basal abdominal segments bordered with white; legs with a close ashy pubescence; antennæ setaceous, black at the base, the last six joints dull whitish, all except the two basal joints with a small bunch of hairs at the apex.

Length 7 lines.

One of the most distinct species of the genus, and differing from the others in the much greater length of the scape.

## RHAPHUMA.

*Raphuma*, J. Thomson, Essai &c., p. 221; Lacordaire, Gen. ix. 72. (*Rhaphuma*, Pasc. Tr. Ent. Soc. ser. 2, iv. 240, *sine descrip.*)

*Caput* subverticale, antice elongatum. *Oculi* prominuli, supra emarginati. *Antennæ* subapproximatæ, muticæ, breviusculæ scapo leviter incrassato, articulo tertio cæteris longiore. *Prothorax* ovatus. *Elytra* elongata, cylindrica, apicibus oblique truncatis. *Pedes* elongati, graduati, graciles; *femora* attenuata; *tarsi* postici elongati. *Prosternum* simplex; *mesosternum* elongatum.

The type of this genus is *Clytus quadricolor* of Laporte and Gory's Monograph, a Manillan insect.

*Rhaphuma placida.*

Pascoe, Trans. Ent. Soc. ser. 2, iv. 240.

*R. pallide miniacea*; elytris singulis gutta alba mediana et macula contigua fusca; pedibus subminiaceis, vel testaceis.

*Hab.*—Macassar.

Pale reddish, inclining to orange; head black, the front with white hairs; prothorax slightly pubescent, a white spot on each side at the base; elytra pubescent, a white ovate spot in the middle of each, followed immediately by a round dark brown or blackish one, the apices black, bordered behind with white; body beneath blackish, the pectus, sides of the sterna, and borders of the abdominal segments, white; legs pale reddish or testaceous, the posterior darker and blackish towards the tarsi.

Length 5 lines.

*R. quadricolor* has a longer prothorax, the elytra are without the double median spot, and the four posterior legs are black.

## XYLOTRECHUS.

*Xylotrechus*, Chevrolat, Ann. Soc. Ent. Fr. 1860, p. 456; Lacordaire, Gen. ix. 77.

*Caput* antice breviusculum, fronte lata, 1-5-carinata. *Oculi* magni, emarginati. *Antennæ* corporis dimidio



vix æquales, subfiliformes, articulo tertio cæteris paulo longiore. *Prothorax* late ovatus, aliquando oblongus. *Elytra* modice elongata, apicibus rotundatis vel truncatis. *Pedes* modice robusti, postici sæpe valde longiores; *tarsi* postici articulo basali cæteris conjunctis duplo longiore. *Prosternum* angustatum. *Mesosternum* latum, antice declive.

This is an unsatisfactory genus in regard to both habit and characters, the carinæ in front, by which alone it is differentiated, being an arbitrary one. M. Chevrolat founded the genus on a Mexican insect (*Clytus Sartorii*) to which he afterwards added a number of others.

§ Five carinæ; two median, united to form a V-shaped mark; one on the vertex; and one on each side near the eye.

*Xylotrechus australis.*

*Clytus australis*, Laporte et Gory, Mon. Clyt. p. 99, pl. xix. fig. 118.

*Clytus Phidias*, Newman, The Entom. i. 246.

X. griseo-niger; prothorace rotundato, lateribus cinereis; elytris flavescenti-quinque-fasciatis, fasciis tribus basalibus ad suturam conjunctis.

*Hab.*—Singapore; Sarawak; Batchian; Kaioa; Bouru; Ternate; Ceram; Amboyna; Aru (and Philippine Islands, New Guinea and Queensland).

Grayish-black; prothorax rounded, with the sides ashy, the dark central part forming a subcruciform figure; elytra with five yellowish bands, the three basal connected along the suture, the fifth apical and oblique; body beneath black, a spot on each side of the mesothorax, another on the epipleura of the metathorax, and one on each side of the three basal abdominal segments, white; legs grayish-black; antennæ dull ferruginous.

Length 6 lines.

X. *crucicollis* and *subscutellatus*, Chev., appear to me to be only slight modifications of X. *australis*; X. *Putzeysii* of the same author is probably only a variety. This is the only *Clytus*-form known to me that is common to New Guinea and Australia.

*Xylotrechus brevicornis.*

*X. griseo-fuscus*; prothorace subrotundato, flavescente, disco maculis tribus fuscis; elytris flavescenti-quinque-fasciatis, fasciis secunda et tertia ad suturam conjunctis.

*Hab.*—Sarawak.

Dark grayish-brown; head yellowish, the two middle carinæ approximate, brown; prothorax rather abruptly rounded towards the base, and contracted, especially in ♀, yellowish, the disc with three large oblong dark brown spots, the middle one extending from near the apex to the base, the lateral ones rounded, and a little nearer the apex than the base; scutellum semicircular; elytra with five yellowish bands, the second and third united at the suture, the former curving outwards and backwards, the fifth apical and somewhat oblique; body beneath yellowish, middle of the metasternum and of the abdominal segments brownish; antennæ and legs reddish-brown, covered with a grayish pubescence; the antennæ scarcely extending beyond the base of the prothorax.

Length 6 lines.

The form of the prothorax is different from that of the last species, and the two intermediate carinæ on the front of the head are strongly marked and more approximate above; the male is considerably narrower than the female, and the antennæ are shorter. In the coloration of the prothorax it resembles *X. carinifrons*.

§ § Five carinæ; the vertical one nearly obsolete; the two median very short, united nearly throughout.

*Xylotrechus pedestris.*

*X. cinereus*; prothorace late ovato; elytris nigris, fasciis quatuor cinereis, fascia secunda obliqua, ad suturam ascendente, tertia æquilateraliter triangulari, regione humerali macula obliqua.

*Hab.*—Sarawak.

Ashy; prothorax broadly ovate, a little drawn out anteriorly, the broadest part two-thirds its length from the apex, an oblong basal and two medilateral round black spots; elytra broader than the prothorax, gradually narrowing posteriorly, black, with four ashy bands, the basal

dull and indistinct, the second oblique and ascending at the suture towards the scutellum, the third equilaterally triangular, the fourth apical, forming a large roundish patch, an oblique ashy stripe on the shoulder, apices truncate, slightly rounded between the angles; body beneath pale ashy, the middle of the metasternum and of the abdomen, and the anterior part of the epipleuræ of the former, subglabrous, brownish-black; legs blackish, posterior tarsi ashy, the basal joint deeply compressed, three times as long as the two next together; antennæ blackish, the last four joints whitish.

Length 9 lines.

*Xylotrechus hypoleucus.*

X. brevisculus; prothorace breviter ovato, flavescente; elytris nigris, fasciis quatuor cinereis, prima obsoleta, secunda transversa, ad scutellum ascendente, tertia angusta, antice angulata, quarta apicali.

*Hab.*—Aru.

Rather short; head broader, and shorter below the eyes than in *X. pedestris*; prothorax shortly ovate, the broadest part near the base, yellowish; scutellum semicircular, grayish; elytra black, with four bands, the first obsolete, leaving only an indefinite grayish shade on the shoulders, the rest ashy, the second transverse ascending to the scutellum at the suture, the third transverse, anteriorly angulate, the fourth apical, the apices truncate, emarginate between the angles; body beneath grayish-white, bases of the abdominal segments and middle of the sterna darker; legs blackish; antennæ blackish, the last five joints pale ferruginous.

Length  $7\frac{1}{2}$  lines.

*Xylotrechus iteratus.*

X. cinereus; elytris nigris, fasciis quinque cinereis, secunda et tertia ad suturam conjunctis, quarta transverse triangulari.

*Hab.*—Tondano.

Ashy; vertical carina obsolete; prothorax as in the last species; elytra a little broader than the prothorax, gradually narrowing posteriorly, black, with five ashy bands, the

basal one indistinct except in certain lights, the second and third irregular and transverse, united by a short line along the suture, the fourth transversely triangular, the fifth broad and apical; body beneath pale ashy, the middle of the metasternum darker; legs blackish, tarsi grayish-ferruginous; antennæ blackish, the four last joints white.

Length 7 lines.

Allied to the last species, but with a very distinct modification of the elytral bands. In both the apices of the elytra have a slightly rounded truncature, and the outer angle is shortly produced.

§ § § Five carinæ; three intermediate parallel, the central extending to the vertex, the two lateral shorter; and two præ-ocular.

*Xylotrechus lyratus.*

X. capite prothoraceque obscure cinereis, hoc macula magna nigra cruciformi; elytris nigris, fasciis quatuor vittaque humerali cinereis, fascia secunda transversa submediana, ad suturam ascendente.

*Hab.*—Sarawak.

Head and prothorax dull ashy, the latter subglobose, and nearly as broad as the elytra, the disc nearly covered with a large black patch which is connected with a round spot about the middle of each side; elytra black, with four bands, the basal yellowish-ashy, the others pure ashy, the second transverse and near the middle, ascending at the suture nearly to the scutellum, the third transversely triangular, the fourth at the apex; body beneath ashy-white, the middle of the metasternum and of the abdomen glabrous, blackish; legs blackish, tarsi inclining to ashy; antennæ rather stout, black, the four last joints paler.

Length 7 lines.

*Xylotrechus javanicus.*

*Clytus javanicus*, Laporte et Gory, Mon. Clyt. p. 87, pl. xvi. fig. 100.

*Clytus Sappho*, Pascoe, Trans. Ent. Soc. ser. 2, iv. 239.

X. angustior; capite prothoraceque obscure cinereis; elytris nigris, fasciis quatuor vittaque humerali

cinereis, fascia secunda transversa præmediana, ad suturam ascendente.

*Hab.*—Sarawak; Singapore (and Java).

Differs from the preceding in its smaller size ( $4\frac{1}{2}$  lines) and narrower outline, the second band of the elytra not so near the middle, and more slender antennæ. I refer *Clytus Sappho* to this species on the faith of a specimen in Chevrolat's collection, but it scarcely agrees with the figure in Laporte and Gory's monograph.

§ § § § Only two central approximate carinæ.

*Xylotrechus decoratus.*

X. niger, lineis flavis ornatus; prothorace utrinque vitta curvata a basi extendente; antennis extus albis, articulis ad apicem fusco-maculatis.

*Hab.*—Sarawak; Singapore.

Black, adorned with pale lemon-yellow lines and bands; head black, sparsely pubescent; prothorax shortly ovate, narrow at the apex, marked on each side with a curved yellow line beginning broadly from the base and approaching its fellow near, but not extending to, the apex; scutellum transverse, yellow; elytra rather short, a straight slightly oblique line from the shoulder to near the middle, from near the scutellum a sutural stripe extending downwards nearly to the middle, where it diverges at a right angle, enclosing the humeral line within it, behind the middle a crescent-shaped band which nearly abuts posteriorly on an oblong patch which is continued to the apex; breast dull cinereous, abdomen and epipleuræ clear pale lemon-yellow; legs black, paler externally, the tarsi ashy; antennæ brown, gradually whiter outwards, the joints with a brownish spot at the apex.

Length  $4\frac{1}{2}$ - $5\frac{1}{2}$  lines.

*Xylotrechus scenicus.*

X. niger, lineis ochraceis ornatus; prothorace utrinque vitta obliqua abbreviata maculaque basalimediana; antennis fuscis, extus albis, articulo ultimo nigro.

*Hab.*—Sarawak.

Black, adorned with clear ochre-coloured lines, &c. ; head black, sparsely pubescent, a slight trace of a præocular carina on each side; prothorax shortly ovate, the apex not narrower than the base, on each side a short broad oblique line not extending to the apex or base, and a basimedial spot which, gradually widening, runs along the posterior and lateral edges; scutellum transverse, ochraceous; elytra longer, a line from the scutellum along the suture to the middle, where it turns off towards the side, then mounting with a curve to the base, it again turns, and joins the commencement of the line at the scutellum, behind the middle a directly transverse band, and below it, near the apex, a somewhat indefinite spot; body beneath pale lemon-yellow; legs blackish, tarsi ashy; antennæ with the first four and the last joint black, the intermediate whitish.

Length 5 lines.

The above two species resemble *X. javanicus* in the pattern of the elytra, but differ in the prothorax and number of carinæ.

§ § § § § Four carinæ, the two median nearly united.

*Xylotrechus famelicus.*

*X. attenuatus*; prothorace modice ovato, nigro-trinaculato; elytris nigris, fasciis quatuor et linea humerali cinereis, fascia prima basali, secunda obliqua ad scutellum ascendente, tertia equilateraliter triangulari, quarta apicali.

*Hab.*— ?

Narrow; head ashy, with the two short median carinæ nearly united throughout; prothorax moderately ovate, ashy, with three large black spots, one in the middle on each side and one at the base; scutellum ashy, suborbicular; elytra narrow, black, with an oblique humeral stripe and four ashy bands, the first basal, transverse, the second oblique, running with a slight angle from the sides to the apex of the scutellum, the oblique humeral line joining it at the angle, the second band forming a large nearly equilaterally triangular patch, the greater part behind the middle, the fourth apical, with a black spot at the sutural angle, apices nearly transversely truncate,



the outer angle slightly toothed; body beneath ashy-white; legs blackish, tarsi dull whitish; antennæ linear, blackish, the last four joints whitish.

Length 6 lines.

*Xylotrechus regina.* (Pl. XXII. fig. 9.)

X. rufo-fulvus; elytris nigro-quadrifasciatis, fasciis tribus primis ad suturam interruptis; corpore infra flavo.

*Hab.*—Batchian; Morty.

Bright reddish-fulvous; head with a tawny-reddish stripe between the eyes, joining the middle carinæ below; prothorax broadly oval, with three nearly obsolete darkish spots on the disc, one linear basal, two roundish lateral; scutellum semicircular; elytra at the base a little broader than the prothorax, with four black bands which are united along the sides, the first three widely interrupted at the suture, the fourth entire and rather remote from the apex, the latter transversely truncate, with the outer angle a little produced; body beneath pale gamboge-yellow; legs reddish; antennæ in both sexes scarcely half the length of the body, tawny, with the last four joints whitish.

Length 4-8 lines.

A handsome species; in coloration resembling *Demonax nigrofasciatus*.

THRANODES.

*Thranodes*, Pascoe, Ann. & Mag. Nat. Hist. ser. 3, xix. 315; Lacordaire, Gen. ix. 79.

*Caput* antice tricarinatum, una frontali, alteris præocularibus. *Oculi* prominuli, anguste emarginati. *Antennæ* in utroque sexu corporis dimidio breviores, claviformes; *scapo* breviusculo; articulo tertio haud scapo longiore; cæteris gradatim brevioribus et crassioribus; ultimo ovato. *Prothorax* globosus. *Elytra* breviuscula, planata; epipleuræ nullæ, basi excepta. *Pedes* mediocres; *femora* fusiformia, postica (♂) elytra haud superantia; *tarsi* postici articulo basali duobus sequentibus conjunctim duplo longiori. *Pro- et meso-sterna* ut in *Xylotrecho*. *Abdomen* elongato-obconicum; *pygidio* nudo.



The absence of the epipleuræ or deflected sides of the elytra, except at the base, distinguishes this genus from all others of the *Clytineæ*. The scutellum also from its narrowness and length is very peculiar. Having both sexes of the two species here described, I find the female differs only in its larger size and more globose prothorax.

*Thranodes stenothyreus.*

*Clytus stenothyreus*, Pascoe, Journ. of Ent. i. 359.

*Xylotrechus fuscipennis*, Chevrolat, Clyt. d'Asie, p. 73.

*T. niger*; prothorace albo-maculato; femoribus rufis, tibiis tarsisque intermediis et posticis fuscis; abdomine infra nigro, segmentis duobus basalibus utrinque antice albis.

*Hab.*—Batchian; Morty.

Black; two stripes between the eyes, and spots (eleven) on the prothorax, white; scutellum white; elytra fulvous with a brownish tint, the margins and apex dark brown or blackish, the latter truncate with a slight tooth at the outer angle; body beneath glossy black, two basal segments of the abdomen at the sides, and sides of the metasternum, bordered with white; legs yellowish-red, the intermediate and posterior tibiæ and tarsi dark brown or blackish; antennæ blackish.

Length 4-7 lines.

*Thranodes pictiventris.*

*T. rufo-fuscus*; prothorace flavo-maculato; femoribus tibiisque rufis; abdomine infra nigro, segmentis duobus basalibus utrinque antice flavis, primo basi rufescenti.

*Hab.*—Tondano.

Dark reddish-brown; two stripes between the eyes, and spots (eleven) on the prothorax, clear yellow, the latter with the apex narrower than the base, especially in the female; scutellum dull yellowish; elytra fulvous, with a brownish tint, the margins with a narrow black border, the disc as in *T. stenothyreus*, with two indistinct whitish  $\Lambda$ -shaped bands, both on the anterior half, apices slightly oblique, with the outer angle toothed; body beneath as

in the last, but clear yellow instead of white, and the first segment more or less glabrous at the base, and fulvous-red; pygidium covered with a dense yellowish pubescence; femora and tibiæ reddish, tarsi dark brown; antennæ reddish, the last four or five joints smoky.

Length 6-8 lines.

In the pattern of its coloration this resembles the last, except that the first segment of the abdomen has a yellowish glabrous base, and that all the femora and tibiæ are reddish; the broader prothorax and more obliquely truncate elytra also distinguish it.

PERISSUS.

*Perissus*, Chevrolat, Clyt. d'Asie, p. 10; Lacordaire, Gen. ix. 79.

*Caput* antice verticale, inter antennas sulcatum. *Antennæ* basi haud approximatae, (♂) corpore fere longiores, lineares; articulis 3-10 subæqualibus. *Prothorax* breviter ovatus, disco granulato. *Elytra* vix elongata, supra depressa. *Pedes* antichi breviusculi, intermedii longiores, postici elongati; *tarsi* postici articulo basali cæteris simul sumptis duplo longiore; cætera ut in *Xylotrecho*.

The females have the antennæ much shorter, and frequently claviform or gradually thickened outwards, and the posterior femora do not extend beyond the elytra. The genus seems to be best distinguished from *Xylotrichus* by the breadth of the head between the antennæ, and by the absence of carinæ.

*Perissus glaucinus.*

*Clytus glaucinus*, Boisduval, Voy. de l'Astrol. ii. 483, pl. ix. fig. 22; Laporte et Gory, Mon. Clyt. p. 98, pl. xviii. fig. 117.

*Perissus femoralis*, Chevrolat, Clyt. d'Asie, p. 12.

P. cinereus; prothorace in medio nigro-bimaculato; elytris fusco-vel brunneo-trifasciatis, fascia prima aliquando fere obsoleta, secunda obliqua, tertia ad suturam sæpe interrupta, apicibus extus spinosis; femoribus rufis.

*Hab.*—Amboyna; Ceram; Morty; Waigiou; Batchian; Bouru; Mysol; Dorey.

Head and prothorax grayish, the latter with two black spots in the middle; elytra dark brown, or often reddish-brown, with four gray or reddish-gray bands, the first sometimes nearly obsolete, or represented by a small spot, the second oblique on each side, the third broader and also oblique, very often interrupted at the suture, apices obliquely truncate, with a slender spine at the outer angle; body mostly white; legs reddish-luteous, the tibiæ and tarsi darker; antennæ reddish-brown, with the intermediate joints whitish.

Length 4-7 lines.

This species is a variable one in size and colour. It is said to occur also in Australia. M. Chevrolat is inclined to refer to it *C. trizonatus*, Blanch., as well as his own *P. femoralis*, which he thinks is "perhaps a local variety."

*Perissus antennatus.*

*P. capite prothoraceque flavescens, hoc breviter ovato; elytris nigris, fasciis quatuor cinereis, secunda scutellum versus curvata, apicibus emarginatis; femoribus nigris.*

*Hab.*—Aru; Dorey; Amboyna.

Head and prothorax pale yellowish, the latter shortly ovate, finely granulate, but not spotted; scutellum semicircular; elytra rather short, black, with four gray bands, the first basal, the second curved upwards nearly to the scutellum, the third transversely triangular, the last forming an oblique patch at each apex, the latter emarginate, and shortly toothed at each angle; body beneath grayish-white; femora and tibiæ black, tarsi ferruginous; antennæ with the first six joints brown, the remainder whitish, joints 7-10 a little produced on one side at the apex.

Length 5 lines.

Differs from *P. x-litera*, Chev., principally (so far as I can judge from the description) in being without the two black bands on the breast, and the five on the abdomen, and also in the coloration of the antennæ. The "letter" at the base in the above species is an Italic *x*,

(which is formed by the first and second bands), not the Roman x; M. Chevrolat gives the latter, although his description implies the former.

The short broad prothorax will distinguish this and the last from the three following.

*Perissus grillarius.*

*P. niger*; capitis fronte linea elevata mediana; prothorace oblongo-ovali, albescente, disco nigro-nebuloso; elytris nigris, cinereo-quadrifasciatis; tarsi postici articulo basali duobus sequentibus junctum quadruplo longiori.

*Hab.*—Ceram.

Black; head with a slender median elevated line in front, extending to the clypeus; prothorax oblong-oval, black, shading off into ashy white towards the sides at the base and apex; scutellum transverse, whitish; elytra scarcely elongate, as broad as the prothorax, with four ashy bands, the first basal, the second curved upwards but scarcely touching the scutellum, the third triangular, the fourth apical and oblique at its anterior border, apices slightly rounded, toothed at the outer angle, not spined; body beneath pale ashy, the last three segments of the abdomen black, the others and the metasternum darker in the middle; legs black, the tarsi whitish, the posterior with the basal joints four times as long as the two next together; antennæ ( $\delta$ ) not more than half the length of the body, brown, the last three joints white.

Length  $4\frac{1}{2}$  lines.

*Perissus fluctuosus.*

*P. niger*; fronte linea elevata mediana; prothorace oblongo-ovali, albescente, disco nigro-nebuloso; elytris nigris, cinereo-quadrifasciatis, apicibus rotundatis; tarsi postici articulo basali duobus sequentibus junctum vix triplo longiori.

*Hab.*—Sarawak.

Closely allied to the last, except some minor differences in the thickness of the bands on the elytra, which have also their apices more rounded and the tooth at the

external angle smaller; the greatest difference, however, which is doubtless specific, is in the much shorter posterior tarsi, which at once strikes the observer. My specimens, judging chiefly from the length of the posterior femora, appear to be males. The shortness of the antennæ is remarkable.

Length  $4\frac{1}{2}$  lines.

*Perissus æmulus.*

*P. niger*; fronte planata; prothorace late ovato, nigricante, distincte granulato; elytris nigris, cinereo-quadrifasciatis, apicibus oblique emarginatis.

*Hab.*—Sarawak.

Black; head without a median line; prothorax broadly ovate, blackish, covered at short distances with small very distinct granules; scutellum rounded behind; elytra rather short, scarcely so broad as the prothorax, black, with four ashy bands, the first basal, curved behind, the second a curved line directed upwards and meeting at the suture, the third slightly triangular, the fourth an oblique patch close to the suture; body beneath ashy, the last three segments blackish; legs blackish, the tarsi and antennæ pale brown; in one specimen the sixth and seventh joints of the antennæ paler than the rest.

Length 4- $4\frac{1}{2}$  lines.

There is a smaller and narrower species, also from Sarawak, nearly allied to this, but imperfect.

SCLETHRUS.

*Sclethrus*, Newman, *The Entom.* i. 247; Lacordaire, *Gen.* ix. 80.

*Caput* subverticale, antice paulo productum. *Oculi* prominentes, fere rotundati, vel vix emarginati. *Antennæ* breves, graciles; *scapo* crassiusculo; articulo tertio duobus sequentibus longiore, 3-6 apice spinosis. *Prothorax* cylindricus, elongatus, curvatus, capite paulo angustior. *Elytra* elongata, angustata, cylindrica, apicibus truncatis. *Pedes* graciles; *femora* paulo incrassata; *tarsi* postici cæteris paulo longiores. *Prosternum* simplex; *mesosternum* elongatum, declive.

A very distinct genus, the type of which, as M. Lacordaire observes, has a very striking resemblance to *Tricondyla* among the *Cicindelidæ*. A second species has been described by M. Chevrolat, from the Philippines.

*Sclethrus amœnus.*

*Ibidion amœnum*, Gory, Mag. de Zool. 1833, No. 58, pl. 58;  
*Sclethrus amœnus*, Newman, The Entom. i. 247.

S. niger; prothorace postice elytrisque dimidio basali purpureis, subnitidis, illo maculis sex, his duabus et lineis transversis duabus cæruleis.

*Hab.*—Singapore (and India and Philippine Islands).

Black; head with a pale blue spot behind each eye; prothorax with a black pubescence in front, the posterior two-thirds glabrous, purple, slightly nitid, closely punctured, four pale blue spots above, and one on each side; scutellum small, triangular, pale blue; elytra with the basal half, or a little more, purplish, subnitid, finely punctured, a pale blue spot on each toward the base, the posterior half pubescent, black, with two transverse pale blue lines; body beneath black, with a few blueish spots; femora reddish-testaceous; antennæ brownish-testaceous, washed with pale blue, the scape black.

Length 7-9 lines.

The two following genera have been omitted by M. Lacordaire. One of them, *Acrocyrta*, is expressly excluded from the *Clytinæ* (p. 58, note) on account of the length of its antennæ, but as it has the intermediate cotyloid cavities angulate, it cannot be placed with either the *Heteropsinæ* or *Rhopalophorinæ*, to both of which it is allied. The other genus, *Demonax*, has latterly been referred by its author to *Acrocyrta*, but I think it is quite distinct. For the present, I am content to place them at the end of the *Clytinæ*.

DEMONAX.

*Demonax*, J. Thomson, Essai &c., p. 226.

*Caput* antice productum, inter oculos angustatum. *Antennæ* (♂) corpore vix longiores, setaceæ, articulis



apice haud clavatis; *scapo* breviusculo; articulis 3-11 plus minusve æqualibus (tertio breviori excepto), 3 et 4 apice spinosis, ultimo integro. *Prothorax* elongato-ovatus, muticus. *Elytra* elongata, subparallela, apicibus truncatis. *Pedes* elongati, antici breviusculi; *femora* leviter incrassata; *tibiæ* rectæ; *tarsi* postici articulo basali duobus sequentibus conjunctim duplo vel triplo longiore. *Acetabula* intermedia extus angulata. *Abdomen* elongatum.

As I have already stated, M. Thomson, in his latest work (Syst. Ceramb. p. 191), unites this genus to *Acrocyrta*, from which it appears to me to be essentially differentiated by the form of its antennæ (the joints not thickened or clavate at the tips, as in *Acrocyrta*), the longer elytra, and the different habit. The genus thus limited contains a number of species, the greater part sufficiently homogeneous, but including at present two or three forms which I hesitate to propose as genera in the absence, in the limited number of specimens before me, of any trenchant characters that can be relied on as permanent, although they evidently belong to distinct natural groups.

*Demonax nigro-fasciatus.*

J. Thomson, Essai, p. 227 (1861).

*Clytus patronus*, Pascoe, Journ. of Ent. i. 358 (1862).

D. flavo-ferrugineus, elytris pallidioribus, nigro-trifasciatis, fasciis duabus basalibus obliquis interruptis; subtus omnino unicolor.

*Hab.*—Batchian.

Yellowish-ferruginous, paler on the elytra; prothorax oblong-ovate; elytra with three black bands, the first two interrupted in the middle, oblique, the last transverse; body beneath, and legs, yellowish-ferruginous; antennæ (♂) longer than the body, yellowish at the base, paler at the extremity, darkest in the middle.

Length 7 lines.

*Demonax præcursor.*

D. flavo-ferrugineus, elytris pallidioribus, nigro-trifasciatis, fascia prima interrupta, lata; subtus flavo-ferrugineus, utrinque maculis tribus ochraceis.



*Hab.*—Ceram.

Yellowish-ferruginous, paler on the elytra; head rather broad in front, muzzle transverse; prothorax oblong-ovate; scutellum curvilinearly triangular; elytra rather broader than the prothorax, their apices slightly obliquely truncate, with three broad black bands, the first near the base, interrupted at the suture, the second slightly advancing in front at the suture, arched behind, the third also arched behind, nearly straight in front; body beneath yellowish-ferruginous, the epimeræ of the mesothorax and metathorax and the side of the first abdominal segment ochraceous, forming three very distinct spots on each side; legs and antennæ yellowish-ferruginous, the latter paler outwards.

Length 8 lines.

A handsome species, allied to the last, but well differentiated by the form of the elytral bands, &c.

*Demonax strangalioides.* (Pl. XXII. fig. 6.)

D. (♀) læte fulvus; prothorace macula apicali et fascia mediana, elytrisq̄ue fasciis tribus, rufo-fuscis; antennis pedibusq̄ue flavo-ferrugineis.

*Hab.*—Ceram.

Rich fulvous-yellow, banded with dark chocolate-brown; head narrow, elongate anteriorly; prothorax oblong-ovate, much broader behind, a broad curved band in the middle, with a large oblong spot anteriorly extending to the apex; scutellum curvilinearly triangular, brown; elytra much broader than the prothorax, their apices transversely truncate, with the outer angle strongly spined, the base yellow-ferruginous, each of the three bands broader outwardly, the first curved ascending to the scutellum, the second arched behind, curved upwards in front along the suture, the third præ-apical, oblique behind; body beneath lemon-yellow, the abdominal segments brown at the base; antennæ and legs yellow-ferruginous.

Length 9 lines.

My unique example of this handsome insect appears to be a female; its antennæ scarcely exceed half the length of the body, the third joint being nearly twice as long as the two next together, and these three as well as the sixth are spined at the apex.

*Demonax mustela.*

*Clytus mustela*, Pascoe, Trans. Ent. Soc. ser. 2, iv. 239.

*D. elongatus*, capite prothorace elytrisque basi rufo-brunneis, his (basi excepta) flavescentibus, nigro-trifasciatis, fasciis duabus basalibus ad latera conjunctis.

*Hab.*—Sarawak.

Elongate; head, prothorax, and base of the elytra light brownish-red, the rest of the elytra light greenish-yellow, with three black bands, the two basal bands united by a stripe along the side, the first transverse, the second beginning behind the middle, and at once curving directly upwards, but not touching the suture, the third curving downwards, generally broader outwards; head closely punctured, clypeus nearly truncate in front, slightly sinuate on each side; prothorax cylindrico-ovate, narrower than the elytra, closely pubescent; scutellum broadly rounded behind; body beneath dull luteous, sides of the abdomen obscurely ashy; legs black, tarsi pale luteous; antennæ with the first seven joints black, the rest whitish.

Length 7 lines.

*Demonax martes.*

*D. modice elongatus*, capite prothorace elytrisque basi rufo-brunneis, his (basi excepta) flavescentibus, lateribus et fascia elongata obliqua nigris.

*Hab.*—Sarawak.

Moderately elongate; head, prothorax, and base of the elytra light brownish-red, the rest of the elytra light greenish-yellow, with a stripe on each side extending from the shoulder to the apex, and a very oblique band about the length of the elytra lying in the middle, interrupted at the suture anteriorly and joining the median lateral stripe behind, black, a small black triangular projection from the same stripe near the apex; head with a raised line in front, terminating in a glabrous triangular patch directly above the clypeus, the latter as in *D. mustela*; prothorax nearly cylindrical, a little narrower behind, finely and transversely corrugate, indistinctly pubescent; scutellum rounded behind; elytra broader at the

base than the prothorax, gradually narrower posteriorly; body beneath testaceous, the sides, metasternum, and abdomen whitish, the former smoke-coloured in the middle, propectus glabrous, glossy brownish-red; legs blackish, posterior tarsi and last four joints of the antennæ whitish, the rest of the antennæ black.

Length  $6\frac{1}{2}$  lines.

Although approaching the last species in colour, this is very distinct in form, sculpture of the prothorax, and the raised median line of the face.

*Demonax macilentus.*

*Macrocyrta macilenta*, Chevrolat, Rev. et Mag. de Zool. 1858, p. 82.

D. elongatus, cinereus; elytris nigris, fasciis quinque cinereis, prima indistincta basali, secunda tertiamque ad suturam connexis, quarta antice arcuata, quinta apicali.

*Hab.*—Singapore.

Narrow, elongate, ashy; prothorax subcylindrical, a little rounded at the sides, with two indistinct black spots placed a little before the middle; scutellum curvilinearly triangular, a little rounded at the apex; elytra black, with five ashy bands, the first basal, indistinct, the second curved upwards and as well as the third ascending along the suture, the fourth arched in front, the fifth apical; body beneath, and legs, brownish-ashy; antennæ longer than the body, dull ashy.

Length 8 lines.

One of the narrowest species of the genus, and remarkable for the number of its bands,—five ashy and four black.

*Demonax ordinatus.*

D. angustus, modice elongatus, cinereus; prothorace elongato-ovato; elytris nigris, fasciis quatuor cinereis, prima basali, secunda tertiamque ad suturam connexis, quarta apicali.

*Hab.*—Singapore.

Narrow, moderately elongate, ashy; prothorax elongate, slightly ovate with two black median spots; scutellum nearly semicircular; elytra black, with four ashy bands, the first basal, the second running very obliquely upwards to the scutellum, the lower part a little curved externally, the third band below the middle, throwing up a long narrow triangle at the suture, the apex of which touches the second band, the fourth apical, apices with the outer angle strongly produced; body beneath dull ashy, the bases of the abdominal segments brownish-black; legs grayish-brown; antennæ brownish-ashy at the base, gradually paler outwardly.

Length  $6\frac{1}{2}$ -8 lines.

This species may be a modification of *Clytus elongatulus*, Lap. et Gory, but with every allowance for possible variation, it scarcely accords sufficiently with either their figure or description.

*Demonax detortus.*

*D. modice elongatus, cinereus*; prothorace oblongo-globoso; elytris nigris, fasciis quatuor cinereis, prima basali ad humeros descendente, secunda in medio triangulariter ascendente, tertia semicirculari, quarta lata apicali.

*Hab.*—Sarawak.

Moderately elongate, ashy; prothorax oblong-globose, with two round black spots before the middle; scutellum transversely triangular, a little rounded at the point; elytra black, with four ashy bands, the first basal, sending down on each shoulder a long narrow pointed stripe, the second forming an elongate triangle, its apex touching the scutellum, the basal angle on each side throwing out a slender curved line, the third band arched anteriorly, nearly semicircular, the fourth rather broad, apical; body beneath dull ashy; legs brownish-gray; antennæ with the first four joints blackish, the rest grayish-white.

Length  $6\frac{1}{2}$  lines.

This species has a prothorax more inclining to globose; the black interval between the first and second bands takes the form of the letter W, or rather of two VV's, the interruption occurring where the apex of the triangle of the second band joins the scutellum.

*Demonax sospitalis.*

D. cinereus; prothorace late ovato; elytris nigris, fasciis quatuor cinereis, prima et secunda connexis maculas duas oblongas includentibus, tertia in medio lata subtriangulari, postice abrupte angustata, quarta lata, antice triangulari.

*Hab.*—Dorey.

Elongate; head strongly transverse in front; prothorax broadly ovate, with two black spots placed a little before the middle; scutellum nearly equilaterally triangular; elytra black, with four ashy bands, the first two entirely united, except near the suture, where they are separated by an oblong slightly oblique black spot, the third band very broad in the middle, subtriangular, suddenly drawn out at the base on each side into a narrow line, the fourth band apical, broad, rounded anteriorly; body beneath clear ashy; legs dark grayish-ashy; antennæ with the first four joints dark, the remainder whitish.

Length 8 lines.

The femora and tibiæ in this species are considerably stouter than in either the preceding or following, which have also an enclosed oblique spot at the base of each elytron.

*Demonax salutaris.*

D. cinereus; prothorace oblongo-ovato; elytris nigris, fasciis quatuor cinereis, prima et secunda connexis maculas duas oblongas ad suturam conjunctas includentibus, tertia transverse triangulari, quarta sat lata.

*Hab.*—Ceram; Singapore.

Scarcely elongate, ashy; head slightly transverse in front; prothorax oblong-ovate, with two black spots placed nearly in the middle; scutellum curvilinearly triangular; elytra black, with four ashy bands, the first two united on the suture and at the side, leaving an oblong oblique black spot between them, which is united to its fellow at the suture or below the scutellum, the third band transversely triangular, the fourth of moderate breadth, slightly rounded anteriorly; body beneath pale ashy, the

metasternum and last three abdominal segments blackish; legs dark grayish-ashy; antennæ dark at the base, paler outwards.

Length  $5\frac{1}{2}$  lines.

*Demonax viverra.*

*Clytus viverra*, Pascoe, Trans. Ent. Soc. ser. 2, iv. 240.

*D. elongatus*, cinereus; prothorace oblongo-ovato, nigro-bimaculato; elytris nigris, fasciis quatuor cinereis, prima basali, secunda sagittiformi, tertia triangulari, quarta apicali lata.

*Hab.*—Singapore; Sarawak; Batchian; Morty; Wai-giou; Ceram.

Elongate, ashy; head rather broad; prothorax oblong-ovate, with two large round black spots in the middle; scutellum black, curvilinearly triangular; elytra larger at the base than the prothorax, black, with four ashy bands, the first basal, indistinct, spreading a little at the shoulders, the second arrow-shaped, the point not touching the scutellum, the third largely triangular, the fourth apical, broad, the apices emarginate, the outer angle a little produced; body beneath ashy; legs and antennæ brownish, the latter shorter than the body and paler outwards.

Length  $5\frac{1}{2}$  lines.

*Demonax planatus.*

*D. angustatus*, cinereus; prothorace oblongo-ovato; elytris supra subplanatis, nigris, fasciis quatuor cinereis, omnibus ad suturam connexis, tertia et quarta approximatis, illa triangulari.

*Hab.*—Saylee.

Narrow, dark ashy; head rather narrow; prothorax oblong-ovate, uniformly grayish-ashy; scutellum equilaterally triangular; elytra not broader than the prothorax at their base, black, with four dark ashy bands, the first basal, extending indistinctly over the shoulders and sides, the second joining the first at the scutellum, the third triangular, its apex joined to the second, the last apical, occupying nearly a third of the length of the elytra, and approximate to the third, with which it is connected at the suture, the apices oblique, with the outer angle produced; body beneath reddish-brown, with an ashy pubescence;



legs darker; antennæ as long as the body, the first four joints reddish-brown, the rest paler and gradually grayish-white.

Length 6 lines.

*Demonax apicalis.*

*D. paulo elongatus*; prothorace oblongo-ovato, flavescenti; elytris fasciis quatuor cinereis, prima transversa, secunda oblique arcuata, ad scutellum ducta, tertia antice valde arcuata, extus subito angustata, quarta versus apicem infumata.

*Hab.*—Aru.

Slightly elongate; head ashy, rather narrow between the antennæ; prothorax oblong-ovate, pale greenish-yellow; scutellum narrowly triangular, smoky-black; elytra scarcely broader than the prothorax, black, with four ashy bands, the first basal, its posterior border incurved, the second curving upwards, joining the first below the scutellum, not extending to the sides, the third behind the middle, strongly arched and produced anteriorly, suddenly narrowing at the sides, the fourth broad, gradually passing into smoke-colour towards the apex, the latter slightly oblique, with a strongly produced spine at the outer angle; body beneath ashy, smoky along the middle; legs black, tarsi paler, basal joint of the posterior twice as long as the rest together; antennæ much shorter than the body (♂), whitish, the four basal joints reddish-brown.

Length 6 lines.

*Demonax cumulosus.*

*D. paulo elongatus*; prothorace oblongo-ovato, grisescenti; elytris fasciis quatuor cinereis, tribus basalibus ad suturam connexis, secunda crescentiformi, tertia triangulari.

*Hab.*—Singapore.

Slightly elongate; head and prothorax dull grayish, the latter oblong-ovate; scutellum triangular, the apex rounded; elytra black, with four ashy gray bands, the three basal connected along the suture, the first band broad, basal, the second crescent-shaped, with the convexity upwards, the third equilaterally triangular, the last



apical, forming a large round patch; apices oblique, the sutural angle with a short, the outer with a broader and longer spine; body beneath whitish, the propectus ashy; legs more or less ashy-gray, the posterior femora black; antennæ longer than the body (♂), black, with a close ashy pubescence, the last four joints whitish.

Length 6 lines.

*Demonax tenuispinosus.*

*D. vix elongatus*, griseus; prothorace late ovato, antice angustiori, nigro-bimaculato; elytris lateribus apicem versus fortiter decrescentibus, nigris, fasciis quatuor grisescentibus, prima obliqua, secunda arcuata ascendente, tertia triangulari, quarta apicali.

*Hab.*—Tondano; Menado.

Scarcely elongate, yellowish-gray; prothorax broadly ovate, narrowed anteriorly, strongly rounded at the sides, dark yellowish-gray, with two large round black median spots; scutellum triangular, grayish; elytra a little broader than the prothorax at the base, rapidly narrowing to the apex, black, with four grayish stripes, the first oblique, passing outwards a little behind the humeral angle, the second curved upwards, towards but not reaching the scutellum, the third triangular, the fourth apical; apices nearly truncate, the sutural angle not rounded, the outer produced into a slender spine; body beneath black, propectus, epimera of mesothorax, episterna of metathorax, the posterior border of the latter, and first two segments of the abdomen, except the base of the first, pale lemon-yellow; legs black, clouded with a grayish pubescence; antennæ shorter than the body, the four basal segments dark, the remainder reddish-white.

Length 6-7 lines.

*Demonax erythromerus.*

*D. elongatus*, griseus; prothorace oblongo-ovato, nigro-bimaculato; elytris fuscis, fasciis quatuor grisescentibus, prima basali, secunda arcuata ascendente, tertia ampla, antice valde projecta; femoribus, genibus exceptis, rufis.

*Hab.*—Amboyna.

Elongate, yellowish-gray; head with a short carina between the eyes, not reaching to the clypeus; prothorax oblong-ovate, with two large black median spots; scutellum triangular; elytra narrow, dark brown, with four yellowish-gray bands, the first rather dull, oblique, passing outwards a little behind the humeral angle, the second curved upwards on the suture and nearly reaching the scutellum, the third very large, prominent, and rounded anteriorly, running down to a point at the sides, the fourth apical; apices rounded at the suture, sinuate towards the outer angle, which is slightly toothed; body beneath entirely yellowish-gray; femora red, their apices, tibiæ, and tarsi dark brown; antennæ much shorter than the body (♂), the four basal joints dark, the remainder whitish.

Length 7 lines.

*Demonax algebraicus.*

*D. brevis*, niger; prothorace late ovato, cinereo; elytris fasciis quatuor cinereis, duabus basalibus litteram *x* formantibus, secunda marginem exteriorem attingente, tertia transversim trapezoidali, quarta apicali.

*Hab.*—Sarawak.

Short, black; head less produced below the eyes; prothorax broadly ovate, ashy; scutellum transversely triangular; elytra rather short, slightly tapering behind, with four ashy bands, the first two united below the scutellum, together taking the form of the letter *x*, the second of the same width throughout and extending to the margin, the third behind the middle, shortly trapezoidal, the fourth small, apical; the apices truncate, the external angle slightly produced but not spined; body beneath black, the sides of the sterna and two basal segments of the abdomen bordered with white; legs slender, paler outwards, the posterior tarsi with the basal joint twice as long as the rest together; antennæ blackish, with the basal joint pale ferruginous, the six last joints whitish.

Length 3 lines.

My specimen is a female, and very distinct from any species here described, although in disposition of the elytral bands and form of the prothorax similar to the following.

*Demonax notator.*

*D. brevisculus*, niger; prothorace late ovato, flavescente; elytris fasciis quatuor cinereis, duabus basilibus litteram *x* formantibus, secunda abbreviata, extus ampliata, tertia pone medium, antice arcuata, quarta apicali.

*Hab.*—Aru.

Rather short, black; head ashy; prothorax broadly ovate, pale greenish-yellow; scutellum rounded behind, ashy; elytra about twice the length of the head and prothorax together, not broader than the latter, with four ashy bands, the first two united below the scutellum, forming together the letter *x*, the second gradually broader outwards but not extending to the margin, the third band behind the middle, arched anteriorly, the fourth small, apical; apices transverse, rounded at the suture, then incurved, and terminating at the outer angle in a small tooth; body beneath black, the mesosternum, metasternum, and two basal segments of the abdomen bordered with white; legs black, gradually paler outwards, the tarsi tinged with ferruginous, the posterior with the basal joint half as long again as the rest together; antennæ shorter than the body ( $\delta$ ), black, the last five joints whitish with a ferruginous tint.

Length  $4\frac{1}{4}$  lines.

*Demonax musivus.*

*D. sat brevisculus*, niger; prothorace suboblongo-ovato, saturate cinereo; elytris fasciis quatuor cinereis, prima transversa basali, secunda oblique arcuata, ad scutellum ducta, tertia pone medium, antice paulo angulata, quarta apicali.

*Hab.*—Sumatra.

Somewhat short, black; head ashy, a little broader between the eyes; prothorax suboblong-ovate, dark ashy, paler at the base; scutellum curvilinearly triangular, dark ashy; elytra more than twice as long as the head and prothorax together, rather broader at the base than the prothorax, with four ashy bands, the first transverse, basal, the second curved obliquely upwards, joining the first below the scutellum, not extending to the sides, the third a little behind the middle, its

anterior border slightly angulate at the suture, the fourth short, apical; apices transversely truncate, with a small tooth at the outer angle; body beneath ashy, with the last three segments of the abdomen black; legs black, paler outwards, basal joint of the posterior tarsi a little longer than in the preceding species; antennæ longer than the body (♂), paler from the seventh joint.

Length 5 lines.

*Demonax ephippiatus.*

*D. modice elongatus*, cinereus; elytris versus apicem sensim angustioribus, nigris, fasciis duabus basalibus litteram *x* formantibus, media triangulari, alteraque præapicali, cinereis.

*Hab.*—Batchian.

Moderately elongate, ashy; head and prothorax tinged with yellow, the latter rather globosely ovate, with a broad irregular ante-median black band; clypeus with a shallow angular emargination anteriorly; scutellum small, triangular; elytra gradually narrowing to the apex, black, banded with ashy, the two basal bands united and forming a large distinct patch resembling the letter *x*, the third band median, triangular, the fourth forming a lozenge-shaped spot at the apex; body beneath yellowish-ashy; legs grayish-black, tarsi slightly ferruginous; antennæ with the seven basal joints dark, the rest whitish, the spine on the third and the fourth rather elongate.

Length 6 lines.

This approaches *D. pudicus*, Newm., which has a more globose prothorax, with shorter elytra and the basal bands enclosing a narrow oblique black line.

*Demonax alcellus.*

*D. modice elongatus*, cinereus; elytris pone humeros incurvatis, nigris, fasciis tribus maculaque humerali cinereis, fascia prima curvata ad scutellum ascendente, fascia apicali angustata.

*Hab.*—Sarawak.

Moderately elongate, ashy; head pale ashy, a little flattened in front, clypeus nearly truncate anteriorly; prothorax broadly ovate, dark ashy, with a black transverse

irregular band interrupted in the middle, closely punctured, the punctures giving it a reticulate appearance under the lens; scutellum triangular; elytra subcylindrical, incurved behind the shoulders, black, banded with ashy, the basal band curving upwards along the suture to the scutellum, the shoulder with an oblique oblong spot, the second band behind the middle, slightly triangular, the third narrow, at the apex; body beneath blackish, with the breast and first two abdominal segments edged with white; legs and antennæ blackish, the tarsi ashy, the outer joints of the antennæ paler.

Length 4 lines.

The reticulation of the prothorax is very distinctive.

*Demonax tipularius.*

*D. gracilis*, cinereus; prothorace elongato-ovato, postice subito angustiori; elytris elongatis, nigris, fasciis quatuor cinereis, prima basali transversa, secunda arcuata, antice prima conjuncta, tertia subtriangulari, ultima apicali; pedibus setuliferis.

*Hab.*—Sarawak.

Elongate, slender, ashy; clypeus nearly truncate anteriorly; prothorax elongate-ovate, suddenly narrowed at the base, across the middle two indistinct black spots; scutellum scutiform, the apex a little rounded; elytra elongate, narrow, subparallel, as broad as the prothorax, black, with four ashy bands, the first basal and transverse, the second transverse posteriorly, curving upwards anteriorly at the suture and united to the first, the third broadly triangular, the fourth apical, rounded anteriorly; body beneath ashy, the bases of the abdominal segments blackish; legs brownish, covered with a fine ashy pile, the femora and tibiæ furnished with numerous small scattered bristles, tarsi whitish; antennæ a third longer than the body, darkish at the base, gradually paler outwards.

Length  $4\frac{1}{3}$  lines.

Remarkable for the stiff erect bristles on the legs, and the sudden contraction of the prothorax near the base.

*Demonax damalis.*

*D. minus gracilis*, cinereus; prothorace modice ovato, postice gradatim angustiori; elytris breviusculis, fas-

ciis quatuor cinereis ut in præcedente dispositis; pedibus vix setuliferis.

*Hab.*—Sarawak.

Much shorter than *D. tipularius*, but the coloration nearly the same, except that the last three joints only of the antennæ are whitish; the prothorax, however, is rather broadly ovate, gradually rounded towards the base, which is narrower than the apex; the elytra considerably shorter, with the first and second bands more approximate to one another, but the third and fourth less so; the tibiæ have a few short stiffish hairs mingled with the pubescence, but they are not setulose.

Length  $3\frac{1}{4}$  lines.

*Demonax culicinus.*

*D. gracilis*, cinereus; prothorace breviter ovato; elytris breviusculis, nigris, fasciis quatuor cinereis, prima basali arcuata, secunda triangulari antice prima conjuncta, tertia triangulari, ultima apicali.

*Hab.*—Waigiou.

Slender, ashy; head flattish in front, clypeus angularly emarginate; prothorax rather broadly ovate, pure yellowish-ashy, with small punctures not covered by the pubescence; scutellum triangular; elytra rather short, scarcely wider than the prothorax, gradually narrowing to the apex, black, with four ashy bands, the two basal united at the suture and sides, and enclosing an oblong black spot directed outwards and downwards, the third band mostly behind the middle, triangular, the apical band broad, advancing obliquely upwards to the suture; body beneath entirely ashy; legs and antennæ reddish-ferruginous, the tarsi pale grayish, the last five joints of the antennæ whitish.

Length 4 lines.

In the form of the elytra this resembles *D. ephippiatus*, but is a more slender species. Another species in the collection from Mysol is closely allied, but *inter alia*, the prothorax is more ovate than oval, and the second band is placed much nearer the middle.



*Demonax pullastra.*

*D. gracilis*, cinereus; prothorace modice ovato; elytris nigris, basi rufescentibus, dein cinereis, macula humerali nigra, fasciisque duabus, una mediana triangulari, altera apicali, cinereis.

*Hab.*—Ceram; Amboyna.

Slender, ashy, the base of the elytra tinged with pale reddish-ferruginous; head slightly convex between the eyes, clypeus broad anteriorly, scarcely emarginatè; prothorax moderately ovate, dark ashy, a narrow indistinct black band behind the middle, the surface posteriorly with a reticulate punctuation; scutellum triangular; elytra moderately elongate, slightly narrowing posteriorly, but towards the apex rounded (♀ only, ?) the ferruginous at the base gradually passing into ashy, an oblique short black line between them, in the middle a large triangular ashy spot bordered with black anteriorly, with a black band behind which passes down the sides to enclose a smaller triangular ashy spot; body beneath ashy, the mesosternum pale reddish, the last three abdominal segments glossy black; legs reddish, femora of the intermediate and posterior pairs blackish at their apices, their tibiæ also blackish, tarsi paler; antennæ with the first six joints reddish-brown, the rest whitish.

Length  $4\frac{1}{2}$  lines.

*Demonax ocularis.*

*D. cinereus*; prothorace sat late ovato, nigro-bimaculato; elytris brevisculis, nigris, fasciis quatuor cinereis, secunda late triangulari et apice ad scutellum ascendente.

*Hab.*—Macassar.

Moderately slender, ashy; clypeus nearly truncate anteriorly; eyes large, sub-approximate in front; prothorax rather broadly ovate, narrowest at the apex, with two round black præmedian spots; scutellum triangular; elytra somewhat short, narrower behind, black, with four ashy bands, the first basal, the second nearly equilaterally triangular with the apex touching the scutellum and the sides advancing upwards towards the shoulders (the basal band is projected downwards on each elytron, the black space between the two bands thus forming a rude



W-shaped figure), the third band arched in front, the fourth broad and apical; body beneath black, the sides of the sterna and first abdominal segment, and the whole of the second, chalky-white; legs and antennæ blackish, the latter paler in the middle, and the tarsi also paler.

Length 5 lines.

A stouter form, apparently, than either of the two preceding, and remarkable, to a certain extent, for its larger eyes, which are more than usually approximate in front.

*Demonax mulio.*

*D. gracilis*, cinereus; prothorace sat late ovato, bimaculato; elytris modice elongatis, fasciis quatuor cinereis, secunda anguste triangulari et apice ad scutellum ascendente.

*Hab.*—Sarawak.

Slender, ashy; head somewhat short and broad below the eyes; prothorax rather broadly ovate, with two indistinct blackish spots before the middle; scutellum curvilinearly triangular, the apex rounded; elytra moderately elongate, black, with four ashy bands, the first basal, the second narrowly triangular with the apex touching the scutellum, and the sides ascending towards the shoulders and uniting with the basal band, the black space on each elytron forming an elongate oblique line, the third band arched in front, the fourth apical; body beneath ashy, with the last three segments black; legs blackish, tarsi pale; antennæ with the first four joints dark, the remainder whitish.

Length  $4\frac{1}{2}$  lines.

The coloration is like the preceding, but the second band is further from the first and very narrowly triangular; the head is very much broader, and the eyes are of the normal character.

The three next species form a small group possibly distinct from *Demonax*; each is described from a single specimen—two females and a male, apparently. They differ principally in habit, in their small and delicate form, and in the antennæ not being setaceous, but gradually (although slightly) thicker outwards, with the terminal joint ovate.

*Demonax collaris.*

D. niger; elytris albo-trifasciatis, fascia prima a basi remota,  $\wedge$ -formante, secunda post medium, tertia indistincta apicali.

*Hab.*—Ceram.

Black; head and prothorax with scattered grayish hairs, the latter shortly ovate, with a chalky-white band bordering the base; scutellum somewhat triangular, the apex rounded; elytra narrow, with three whitish bands, the first nearly a third of the length of the elytra from the base,  $\wedge$ -shaped, the second behind the middle, straight, the third at the apex, somewhat indistinct; body beneath black, posterior edges of the metasternum and of the first two abdominal segments white; legs and antennæ dark brown.

Length  $2\frac{2}{3}$  lines.

*Demonax interruptus.*

D. niger; elytris albo-trifasciatis, fascia prima a basi remota, obliqua, ad suturam interrupta, secunda pone medium, tertia distincta apicali.

*Hab.*—Mysol.

Black; head and prothorax with delicate grayish hairs, the latter scarcely ovate, only a little longer than broad, its basal edge and the bands on the elytra chalky-white; elytra rather short, three-banded, the first midway between the base and the second band, short, obliquely ascending, interrupted at the suture, the second considerably behind the middle, the third distinct, apical; body beneath black, posterior edges of the metasternum and of the first two abdominal segments white; legs and antennæ ferruginous brown.

Length  $2\frac{1}{2}$  lines.

In the above two species, the basal joint of the posterior tarsi is nearly twice as long as the three next together, but in the following it is only about half as long again.

*Demonax exilis.* (Pl. XXII. fig. 7.)

D. niger; elytris dilutioribus, macula communi pone scutellum, fasciisque tribus rectis, albis.

*Hab.*—Java.

Black; head and prothorax with a slight grayish pubescence, the latter shortly ovate, its base with a pure white border; scutellum triangular; elytra rather short, a spot behind the scutellum and three narrow directly transverse bands pure white, the first band midway between the base and middle, the second behind the middle, the third at the apex; body beneath dark brown, posterior edges of the metasternum and of the first two abdominal segments at the sides, white; legs and antennæ pale reddish-ferruginous, the first three joints of the latter reddish fulvous.

Length 2 lines.

(The figure is very much broader and more robust than the insect is naturally.)

*Demonax ? polyzonus.*

*D. nigro-cinereus*; elytris medio et apice nigro-cinereis, basi nigris, fascia arcuata alba, pone medium fascia lata nigra, dein fascia cinerea.

*Hab.*—Sarawak.

Dark ashy; prothorax with four rather indistinct black spots, two apical, two median, the base with a narrow border of snowy-white; scutellum semicircular; elytra rather short, their apices truncate, the angles not produced, the base black, with a snowy-white arched band within the black portion near its posterior border, the rest of the elytra to the middle dark ashy, then a broad straight black band behind this, pale ashy, gradually deepening into dark ashy; body beneath grayish-ashy, metasternum pale ashy, bordered at the sides and posteriorly with white; legs black, paler outwards; antennæ dark brown, with an ashy pubescence, the last four much shorter than the preceding joints.

Length  $5\frac{1}{2}$  lines.

The two specimens before me appear to be male and female; if so, the sexual differences are almost inappreciable; in both, the antennæ extend but little beyond half the middle of the body, and the body is shorter than is generally the case in this genus. It will eventually have to be separated from *Demonax*.

My *Clytus Balyi* approaches *Demonax* in the length of the antennæ, but the joints are not spined. It forms the type of a genus which I propose to call *Elezira*.

*Demonax ? pulliatus.* (Pl. XXII. fig. 8.)

*D. nigro-fuscus*, opacus, elytris (basi excepta) flavo-cinnamomeis.

*Hab.*—Gilolo.

Blackish-brown, opaque, a large round spot on each side of the prothorax posteriorly, and the elytra, except a small portion of the base, yellowish-cinnamon, the latter very pure and uniform, the spots dull and indistinct; body beneath dark brown, the breast, mesosternum, epipleuræ of the metasternum, and a curved band on the abdomen, including the posterior angles of the first and the whole of the second abdominal segment, lemon-yellow; legs dull brown, the tarsi pale ferruginous; antennæ brown, gradually paler outwards, more than half the length of the body (♂?); head with a carina on each side from the lower part of the eye to the mouth, no median carina; prothorax globose, a little narrower at the apex than at the base, the elytra rather narrower than the prothorax, their apices slightly emarginate, scarcely spined at the outer angle.

Length 7 lines.

*Demonax ? melanurus.*

*D. flavo-ochraceus*; capite, prothoracis macula triangulari basali, elytris que basi, nigro-fuscis.

*Hab.*—Batchian.

Yellowish-ochraceous; the head, a triangular spot at the base of the prothorax, and slightly along the base of the elytra, blackish-brown; body beneath pale ashy, the last three abdominal segments black; legs blackish-brown, tarsi ochraceous; antennæ dark brown, paler outwards, three-fourths the length of the body; frontal carinæ as in the last; the prothorax less globose, the elytra more tapering posteriorly.

Length  $5\frac{1}{2}$  lines.

This and the above are two very distinct species, quite different in coloration from all their congeners, and having the prothorax broad and strongly rounded at the sides. I originally intended to place them in a distinct genus, but as each is represented only by a single individual, the former judging from the abdomen a female, the latter a male, the data for such a step are scarcely sufficient.

## ACROCYRTA.

*Acrocyrta*, Pascoe, Trans. Ent. Soc. ser. 2, iv. 44.

*Caput* antice productum, inter oculos angustum. *Oculi* fere integri. *Antennæ* (♂) corpore sesqui longiores, articulis apice clavatis; *scapo* modice elongato, vix articulo quarto brevior; reliquis longioribus et subæqualibus, 3, 4 et 5 apice spinosis, ultimo apice hamato. *Prothoracæ* subcylindricus. *Elytra* breviuscula, convexa, apicibus truncatis, angulo externo spinoso. *Pedes* antici mediocres, intermedii et postici elongati; *femora* fusiformia; *tibicæ* rectæ; *tarsi* antici (♂) paulo dilatati, reliqui lineares, postici articulo basali duobus sequentibus duplo longiore. *Acetabula* intermedia extus angulata. *Prosternum* vix angustatum. *Mesosternum* sat latum, antice rotundatum. *Abdomen* breve, conicum.

The antennæ are scarcely so long as the body in the female, and the legs are somewhat shorter. M. Chevrolat, in his "Clytides d'Asie," has placed six species in this genus besides the type. For me, so far as I know them, they belong to *Demonæ*. The latter genus he retains, but he has given no reasons for doing so.

*Acrocyrta clytoides*.

Pascoe, Trans. Ent. Soc. ser. 2, iv. 144, pl. xvi. fig. 1.

A. atra; prothorace angulis posticis, elytris que fasciis duabus, albis.

*Hab.*—Sarawak.

Black; prothorax closely punctured, nearly glabrous, except a patch of pure white hairs on each side at the base; scutellum rounded behind, pubescent, white at the apex; elytra impunctate, covered with a very short pubescence, with two bands, the first forming a  $\wedge$ -shaped mark between the scutellum and middle, the second transverse and behind the middle; body beneath black, the propectus posteriorly, the episterna of the metasternum, and the two first abdominal segments, except at their base, chalky-white; antennæ black, the sixth and seventh joints leaden at the base; legs black, the four posterior femora bispinous at the apex.

Length  $7\frac{1}{2}$  lines.

## TILLOMORPHINÆ.

This is one of those subfamilies separated by M. Lacordaire from the '*Clytides*' or '*Clytites*' of authors, from which it is decisively differentiated by the intermediate cotyloid cavities being closed externally. Besides the Malayan species, there are several others found in America and Australia, and one in Hong-Kong.

## Genera.

- Antennæ filiform . . . . . *Clytellus*, Westw.  
 Antennæ thicker towards the apex.  
     Femora pedunculate . . . . . *Halme*, n. g.  
     Femora not pedunculate . . . . . *Epipedocera*, Chev.

## EPIPEDOCERA.

*Epipedocera*, Chevrolat, *Clytides d'Asie*, p. 87; Lacordaire, Gen. ix. 93.

*Caput* antice breviusculum, verticale. *Oculi* rotundati, haud emarginati. *Antennæ* validæ, extus crassiores; *scapo* obconico, arcuato; articulis 3-6 subæqualibus, 7-10 apice paulo angulatis, ultimo appendiculato. *Prothorax* globoso-ovalis, subdepressus, basi contractus. *Elytra* subdepressa, breviuscula, subparallela, apicibus bispinosis. *Pedes* validi; *femora* gradatim incrassata; *tibicæ* sulcatæ, *posticæ* arcuatæ; *tarsi* breviusculi. *Pro-* et *meso-sterna* lata, hoc antice abrupte declive. *Abdomen* segmento basali majore.

The type of this genus is *E. zona*, Chev., from Nepaul. *E. cruentata*, described below, differs in having the space between the antennæ without the elevation or pad (bourrelet) characterising the more normal forms.

*Epipedocera abdominalis*.

*E. atra*; elytris fascia media eburnea ornatis; infra pubesericea grisescente induta.

*Hab.*—Sumatra; Malacca.

Black, opaque; head with a sparse gray pubescence, finely punctured; prothorax moderately convex, not strongly rounded at the sides, very closely and finely



punctured, the base with a border of pure white, formed by close set hairs; scutellum somewhat oval, narrow pointed, bordered at the sides with long silky whitish hairs; elytra closely punctured, each with a narrow raised ivory-like band a little behind the middle, but not quite extending to the suture, apices strongly bispinous; body beneath, except the last three abdominal segments, covered with a very dense grayish silky pubescence, varying with the light; legs and antennæ black.

Length  $3\frac{1}{2}$  lines.

Very like *E. lunata*, Newm., but with a different prothorax, and the underparts varying in colour like shot silk.

*Epipedocera cruentata.*

*Clytus cruentatus*, Pascoe, Trans. Ent. Soc. ser. 2, iv. 239.

*E. atra*; capite, prothorace, et macula magna scutellari, sanguineis.

*Hab.*—Singapore.

Black; head, prothorax, and a large space round the scutellum, dark blood-red, the two former very closely punctured, the latter rugosely punctured; scutellum small, covered with a white silky pubescence; body beneath red, the sterna and first abdominal segment with a silvery pubescence; legs and antennæ black, sparingly pubescent.

Length 4 lines.

HALME.

*Caput* insertum, antice breve, verticale, inter antennas paulo excavatum. *Mandibulæ* breves. *Oculi* fere rotundati, supra parum emarginati. *Antennæ* breviusculæ, extus crassiores; *scapo* cylindrico, articulo secundo elongato, tertio paulo longiore, quarto tertio brevior, 5-10 sensim incrassatis, ultimo breviter ovato. *Prothorax* globoso-ovalis, basi constrictus. *Elytra* angusta, parallela, postice haud abrupte declivia, apice rotundata. *Pedes* mediocres; *femora* pedunculato-clavata; *tibiæ* striatæ, rectæ, breviusculæ; *tarsi* fere æquales. *Prosternum* angustatum. *Mesosternum* haud latum, declive.



There is no character among the Longicorns subject to fewer exceptions than the shortness of the second joint of the antennæ, but in this genus it is only about a third less in length than the following joint, which on the contrary is very frequently the longest. In another respect the antennæ are approximate to those of the last genus, in that they are gradually thickened towards the apex. The habit of the genus is more with *Ipomoria* than *Epi-pedocera*, but with the latter it appears to be more closely allied, on account of the nearly entire eyes.

*Halme cleriformis.* (Pl. XXI. fig. 8.)

*H. nigro-chalybeata*; elytris fascia eburnea alba ornatis.  
*Hab.*—Sarawak; Mysol.

Dark blackish-blue, coarsely punctured above, and furnished with long scattered white hairs; head as coarsely punctured as the prothorax, the latter with the basal margin bordered with a white pubescent band; scutellum narrow, covered with a white pubescence; elytra with fewer punctures posteriorly, a raised whitish ivory-like band in the middle, the apex bordered with testaceous; body beneath, legs and antennæ, pale pitchy brown, the two latter with scattered flying hairs.

Length  $2\frac{1}{4}$  lines.

CLYTELLUS.

*Clytellus*, Westwood, Trans. Ent. Soc. ser. 2, ii. 240;  
Lacordaire, Gen. ix. 94.

*Caput* parvum, verticale, antice breve. *Oculi* rotundati, integri. *Antennæ* basi approximatae, breves; *scapo* crasso, articulis 3-10 fere æqualibus, ultimo longiore et crassiore. *Prothorax* elongatus, apice haud capite latior, basin versus valde constrictus. *Elytra* convexa, medio constricta. *Pedes* mediocres; *femora* pedunculato-clavata; *tibiæ* posticæ longiores; *tarsi* subæquales. *Prosternum* angustatum. *Mesosternum* simplex. *Abdomen* segmento basali magno.

Professor Westwood has described the type of this curious genus—*C. methocoides*—with his usual minuteness, but I have been obliged to omit some of his characters, in order to permit the following species to be

included in it, the two being, as I think, congeneric. *C. methocoides*,\* has a more ovate prothorax (*i. e.* rounded at the sides and broader than the head), the elytra much shorter, chesnut-brown at the base, with a reflexed longitudinally compressed spine or tubercle near the shoulder; the elytra also are somewhat enlarged or inflated posteriorly. The genus seems to me to be a very doubtful member of the *Cerambycidae*.

*Clytellus Westwoodii.*

Pascoe, Trans. Ent. Soc. ser. 2, iv. 97.

*C. piceo-ater*, nitidissimus; elytris subparallelis, basi haud spinosis.

*Hab.*—Singapore.

Pitchy-black, smooth and shining; head as broad as the prothorax, the latter gradually narrower posteriorly to the constriction, not rounded at the sides, which are anteriorly in a line with the head; scutellum minute; elytra nearly parallel, broadly constricted near the middle, the apex of each with a little tuft of white hairs; antennæ and legs with a reddish-tinge, especially the clavate portion of the femora.

Length  $3\frac{1}{4}$  lines.

SESTYRINÆ.

Two Malayan genera, only one of which, however, is represented in Mr. Wallace's collection, and each comprising a single species, constitute this subfamily. Its special character lies in the form of the head, which is large compared to the prothorax, and is abruptly contracted behind; the eyes are large and prominent, and deeply emarginate; the prothorax is very long, and the body slender. The sexes are unknown, as only one individual of each of the two species has been hitherto detected.

\* M. Lacordaire, partially misled probably by the phrase "head parallel with the thorax," intended to apply to the side, not to the upper part, has assumed that the head is not perpendicular, and on that account, in conjunction with the different form of the elytra, is inclined to consider *C. Westwoodii* as generically distinct.

## Genus.

*Collyrodes*, Pasc.

## COLLYRODES.

*Collyrodes*, Pascoe, Trans. Ent. Soc. ser. 2, v. 25;  
Lacordaire, Gen. ix. 95.

*Caput* fere sexangulare, pone oculos in collo elongato constrictum. *Oculi* prominentes, valde emarginati. *Antennæ* filiformes; *scapo* obconico, arcuato; articulo tertio cæteris longiore; 9, 10 et 11 brevioribus. *Prothorax* valde elongatus, postice lateraliter tumidus, ante medium sulcato-constrictus. *Elytra* breviuscula, subdepressa, parallela, apice rotundata. *Pedes* mediocres; *femora* fusiformia; *tibiæ* et *tarsi* intermedii et postici æquales. *Prosternum* angustissimum. *Mesosternum* antice amplum, declive. *Abdomen* segmento basali secundo longiore.

The resemblance between this and the Cicindelideous genus *Collyris* is very striking, and the whole appearance of the insect is such, that M. Lacordaire considers it one of the most remarkable Longicorns known. To me it seems allied to *Ametrocephala* and *Zoëdia*, but our great authority intercalates a very large number of genera between them.

*Collyrodes Lacordairii*.

Pascoe, *l. c.*, pl. ii. fig. 4.

C. purpureo-violaceus; elytris viridi-atris, macula pone medium obliqua, apiceque albidis; antennis pedibusque rufo-testaceis.

*Hab.*—Singapore.

Dark glossy purple-violet; elytra greenish-black, closely punctured, an oblique line behind the middle, and the apices, whitish; body beneath very glossy chalybeate-blue; antennæ dull reddish; legs bright reddish-testaceous.

Length 6 lines.

## CLEOMENINÆ.

There is very little homogeneity in this subfamily, which is spread over all parts of the world except Europe; nor does it appear to have any trenchant characters to distinguish it, M. Lacordaire having at first the intention of uniting it with the *Rhopalophorinæ*, from which it differs only in the shorter and less setaceous antennæ.

*Genera.*

- Epipleuræ confounded with the  
elytra . . . . . *Cleomenes*, Thoms.
- Epipleuræ distinct, or marked off  
by a raised line.
- Abdomen contracted at the  
base.
- Antennæ serrate . . . . *Artimpaza*, Thoms.
- Antennæ fusiform . . . . *Eodalis*, n. g.
- Abdomen not contracted at  
the base . . . . . *Epianthe*, Pasc.

## ARTIMPAZA.

*Artimpaza*, J. Thomson, Syst. Ceramb. p. 160; Lacordaire, Gen. ix. 99.

*Caput* parum exsertum, antice latum, paulo productum. *Oculi* mediocres, profunde emarginati. *Antennæ* (♀) breves; *scapo* obconico; articulo tertio longiore, quarto et sequentibus brevioribus, 6-10 versus apicem unilateraliter dilatatis. *Prothorax* subcylindricus, ante apicem fortiter sulcato-constrictus. *Elytra* supra planata, subparallela, epipleuris distinctis, apicibus acutis. *Pedes* mediocres; *femora* pedunculato-clavata, postica abdomine breviora; *tibiæ* posticæ curvatæ; *tarsi* articulo basali haud elongato. *Prosternum* angustum, planum. *Mesosternum* amplum. *Abdomen* segmento primo duobus sequentibus conjunctim longiore, basi constrictum.

The above characters are taken from a female specimen; the male differs in having the antennæ longer than the

body, and the joints less dilated. The genus is especially distinguished by the large size of the basal segment of the abdomen, which equals the two next together. There is only the following species known.

*Artimpaza odontoceroides.*

J. Thomson, Syst. Ceramb. p. 160.

*A. nigra*, nitida; capite, scapo, et prothorace antice, rufis; elytris supra albo-vitreis.

*Hab.*—Sumatra (and "Malaisia").

Black, shining; head, scape, and the anterior third of the prothorax, bright rufous, the latter coarsely punctured; scutellum long, narrowly triangular, covered with a white pubescence; elytra purplish-black, each with a long broad whitish glossy stripe; abdomen and legs reddish-black, shining, nearly glabrous, the latter with scattered flying hairs.

Length 6 lines.

CLEOMENES.

*Cleomenes*, J. Thomson, Syst. Ceramb. p. 161; Lacordaire, Gen. ix. 101.

*Caput* antice paulo productum, fronte quadratum. *Oculi* supra late emarginati. *Antennæ* extus crassiores; *scapo* obconico; articulo tertio elongato; 4, 5 et 6 multo brevioribus et inter se æqualibus, 7-11 crassioribus et gradatim brevioribus. *Prothorax* oblongus, cylindricus. *Elytra* angustata, elongata, parallela, apicibus bispinosa. *Pedes* graciles; *femora* pedunculato-clavata; *tibicæ* posticæ arcuatæ; *tarsi* postici breviusculi. *Prosternum* angustum. *Mesosternum* haud latum, declive. *Abdomen* cylindricum, segmento basali secundo paulo longiore.

M. Lacordaire says that the femora are as long as the elytra, but in my specimens they are considerably shorter; the difference probably is sexual, the longer femora indicating the males. In M. Thomson's description of the type *C. dihammophoroides*, no mention is made of the white ring on the antennæ; in other respects it accords

perfectly with my specimens, I have not therefore ventured to consider them as distinct. In the two species before me, the underside of the body is covered with a dense silky tomentum, which M. Lacordaire speaks of as a "sorte d'enduit."

*Cleomenes dihammophoroides.*

J. Thomson, l. c.

*C. niger*; prothorace rufo, omnino nigro-marginato.

*Hab.*—Singapore; Sarawak; Sumatra (and Mindanao).\*

Head black, a white line in front of each eye; prothorax rugosely and coarsely punctured, dull orange-red, the apex, base, and sides margined with black; scutellum subquadrate; elytra coarsely seriate-punctate, each with a narrow yellowish stripe extending from the base nearly to the apex; body beneath with a silky grayish tomentum; antennæ black, the fourth, fifth, and sixth joints ferruginous, the seventh and adjoining half of the eighth, white; legs black.

Length  $4\frac{1}{2}$  lines.

*Cleomenes vittatus.* (Pl. XXI. fig. 3.)

*C. niger*; prothorace vitta mediana lateribusque pube grisea indutis.

*Hab.*—Java.

Black; head with the eyes in front and clypeus bordered with a white pubescence, a stripe of the same character on the vertex; prothorax black, finely and closely punctured, a median stripe and the sides covered with a yellowish-gray pubescence; scutellum quadrate, with a silky yellow pubescence; elytra seriate-punctate, a narrow bright fulvous stripe extending the whole length of each; body beneath with a close silky grayish tomentum; antennæ black, the seventh joint except at the apex white; legs black.

Length 4 lines.

\* Mindanao is one of the Philippine Islands. M. Lacordaire says "originaire des Moluques (Mindanao)."

## EODALIS.

*Caput* pone oculos paulo constrictum, antice subquadratum, inter antennis excavatum. *Oculi* haud approximati, late emarginati. *Antennæ* breves, fusiformes; *scapo* arcuato, apicem versus clavato; articulo secundo longitudine quarto æquali; tertio elongato; 4 et 5 obconicis, incrassatis, æqualibus; cæteris cylindricis, incrassatis, et ultimo excepto conico brevioribus. *Prothorax* ovatus, subdepressus. *Elytra* abdomine breviora, epipleuris angustatis distinctis, apicibus acuminatis. *Pedes* sensim longiores; *femora* pedunculato-clavata, postica abdomen haud superantia, clava perampla; *tibiæ* breviusculæ, posticæ basi valde curvatæ, compressæ; *tarsi* breves, omnes subæquales. *Prosternum* haud angustum, planum. *Mesosternum* latum. *Abdomen* segmento primo duobus sequentibus conjunctim haud longiore, basi paulo constrictum.

A very distinct genus, allied to *Artimpaza*, but with fusiform antennæ, shorter tarsi, and the first abdominal segment not longer than the two next together. My specimen appears to be a female.

*Eodalis lepidus.* (Pl. XXI. fig. 5.)

*E.* nitidus, capite prothoraceque viridi-metallicis; elytris (marginibus exceptis) abdomineque fulvis.

*Hab.*—Sarawak.

Nearly glabrous, shining; head and prothorax metallic green, the former rather finely punctured, the latter with a large round patch on each side, a little raised, and closely and coarsely punctured; scutellum small, oblong, green; elytra nearly entirely bright fulvous, the suture and outer margin, including the apex, bordered with black; pectus glabrous, green or blueish-green; abdomen bright fulvous; four anterior legs purplish-black, shining, the posterior violet with the peduncle of the femora black at the base, the rest of it yellow; antennæ dark brown, opaque, the scape, second joint, and base of the third, glossy yellow.

Length 6 lines.



## EPIANTHE.

*Epianthe*, Pascoe, Proc. Zool. Soc. 1866, p. 511;  
Lacordaire, Gen. ix. 102.

*Caput* modice exsertum, antice paulo productum, fronte lata. *Oculi* mediocres, profunde emarginati. *Antennæ* breves, apicem versus incrassatæ; *scapo* obconico; articulo secundo paulo elongato; tertio duplo quarto longiori; quinto quarto æquali; sexto breviori; sequentibus cylindricis, breviusculis. *Prothorax* oblongus, subcylindricus. *Elytra* parallela, subdepressa; epipleuræ distinctæ. *Femora* pedunculato-clavata, postica elytrorum apicem superantia; *tarsi* postici articulo basali elongato. *Prosternum* angustum, planum. *Mesosternum* amplum. *Abdomen* segmento primo duobus sequentibus breviori, basi haud constrictum.

The type of this genus is a pretty little dead-golden-green insect (*E. viridis*) from Pulo-Penang. *E. funesta* is nearly homogeneous in point of form, but the elytra and posterior femora are both a little shorter. M. Lacordaire refers the type specimen, which he has had for examination, doubtfully to the male sex. I am unable to say anything certain upon this point in regard to either species, each of which, I believe, is represented by only a single example.

*Epianthe funesta.*

*E. nigrescens*, pedibus anticis luteis.

*Hab.*—Singapore.

Blackish, closely punctured above; head with a tinge of greenish, mandibles dark brownish-red, the tips black; antennæ reddish-black, extending a little beyond the middle of the elytra; prothorax dead black, a line of white pubescence in the basal groove on each side; scutellum triangular, rounded at the basal angles, black; elytra shortish, black, with a slightly greenish tinge; body beneath with a dull whitish pubescence, edge of the propectus glossy blueish-black; fore-legs yellowish-red, intermediate and hind-legs brownish, the femora glossy.

Length  $3\frac{3}{4}$  lines.

TR. ENT. SOC., THIRD SERIES, VOL. III. PART VII.—OCT. 1869.

## GLAUCYTINÆ.

*Glaucytes* has been usually referred to the neighbourhood of *Tmesisternus*, apparently because Latreille placed it close to that genus, together with two other anomalous forms, but without any intention of indicating an affinity. When treating of the *Tmesisternine*, I pointed out in a note (*ante*, p. 440) that it belonged to the *Cerambycidae*, without, however, any attempt to fix its position; this, M. Lacordaire says, is so near the *Rhopalophorinae*, that, except for the size and form of the eye, he should have included it in that subfamily. The geographical distribution of the *Glaucytinæ* is peculiar, viz. Madagascar, Mauritius, North Australia, the New Hebrides, and the Malayan Islands mentioned below.

## Genera.

Prothorax broader than the head.

Joints of the antennæ cylindrical . . . . . *Glaucytes*, Thoms.

Joints of the antennæ quadrangular (♂) . . . . . *Seuthes*, n. g.

Prothorax narrower than the head. *Polyphida*, n. g.

## GLAUCYTES.

*Glaucytes*, J. Thomson, Arch. Ent. i. 423; Lacordaire, Gen. ix. 119.

*Leptocera*, Latreille, in Cuv. Règ. Anim. v. 121.  
(*nec* Germar).

*Caput* breviusculum, verticale. *Oculi* magni, prominentes, antice approximati. *Antennæ* corpore longiores, setaceæ; *scapo* modice elongato, obconico; articulis cylindricis, quarto tertio brevior, cæteris sensim longioribus. *Prothorax* conicus, capite latior. *Elytra* prothorace latiora, postice gradatim angustiora, apicibus truncatis. *Pedes* mediocres; *femora* gradatim incrassata; *tarsi* æquales. *Prosternum* angustum, elevatum. *Mesosternum* latum, verticale.

*Glaucytes scriptus*, Fab., the type of this genus, is the only one that I have examined which has the mesosternum tuberculate; there is a very slight rounded ledge in *G.*

*Helena*, but the character is scarcely decisive enough to be included in the generic formula. The approximation of the eyes hardly applies to *G. scriptus*, although M. Lacordaire includes it in the characters of the group.

*Glaucytes scitulus*.

Pascoe, Ann. and Mag. Nat. Hist. ser. 3, v. 120.

*G. niger*, nitidus; elytris chalybeatis, singulis maculis quatuor argenteis.

*Hab.*—Batchian.

Black, shining, covered with a thin silky pubescence; prothorax impunctate, pubescence denser posteriorly; scutellum transverse, broadly rounded behind; elytra glabrous, irregularly punctured, each with four spots formed of short white hairs, the first before the middle, the second slightly oblique, nearly forming a band, behind it, a small round spot, and lastly, an oblong one nearly covering the apex, the latter with each angle spinous; body beneath glossy black, silvery at the sides; femora pale reddish at the base; antennæ reddish-brown.

Length 5-7 lines.

SEUTHES.

*Caput* breviusculum, antice latum. *Oculi* magni, haud approximati. *Antennæ* corpore multo longiores ( $\delta$ ), setaceæ; *scapo* modice elongato, obconico; articulis subquadrangularibus, sulcatis, 4, 5 et 6 nodosis, tertio quarto duplo longiore, reliquis subæqualibus. *Prothorax* oblongus, capite latior, lateribus modice rotundatus. *Elytra* prothorace latiora, postice gradatim angustiora, apicibus vix truncatis. *Pedes* ut in *Glaucyte*. *Prosternum* angustum. *Mesosternum* latum, antice rotundatum.

The peculiarities of the head and antennæ differentiate this genus from *Glaucytes*; the mesosternum also is less elevated and scarcely vertical. The coloration of the only species resembles some of the *Monochami*, being patches of silver-gray, varying according to the light. The female is smaller, the antennæ only a little longer than the body, the third joint only is quadrangular, and the nodosity of the joints is less apparent. The male has much broader tarsi.

*Seuthes sericatus.* (Pl. XXII. fig. 5.)

*S. sericeus*, supra griseo- et argenteo-griseo-plagiatus, infra omnino griseo-sericeus.

*Hab.*—Morty.

Covered above with a silky pubescence, disposed in patches of gray and silvery-gray, each varying in shade according to the light; head broad in front, the eyes very near the mandibles; prothorax sparsely punctured, a short black line in the middle, the sides darker than the centre; scutellum nearly scutiform; elytra with fine punctures nearly disappearing posteriorly, on each elytron about three lighter patches, but more numerous and indefinite in certain positions; body beneath uniform silky-gray, the throat and breast with longer hairs intermixed; legs and antennæ with a fine grayish pile, slightly silky; femora ( $\delta$ ) extending beyond the elytra.

Length 5-8½ lines.

## POLYPHIDA.

A *Glaucyte* differt ut sequitur; *caput* antice productum; *prothorax* cylindricus, capite angustior; *elytra* angustata, fere parallela; *mesosternum* antice rotundatum.

The habit of this genus is more like that of *Demonax* among the *Clytinæ* than of *Glaucytes*. The male has the antennæ a little longer than the body, while in the female they are a little shorter; and the difference in the latter sex is most marked in the fourth joint, which is remarkably short.

*Polyphida clytoides.* (Pl. XXII. fig. 3.)

*P. nigra*, elytris fasciis argenteis pubescentibus ornatis.

*Hab.*—Sarawak.

Black above, with an interrupted dense silvery pubescence, covered beneath with a close opaque gray pubescence; head very concave between the antennæ; prothorax a little constricted behind the apex, covered with a very short indistinct pubescence, slightly varying

according to the light, but not silky; scutellum scuti-form; elytra a little broader than the prothorax, with four silvery bands, the first basal, the second oblique, ascending along the suture and joining the first, the third, conjoined with its fellow, forming a nearly equilateral triangle with its apex upwards, occupying nearly the middle, the fourth band covering the apex, which is truncate with the outer angle spinous; legs and antennæ black, slightly pubescent.

Length 6 lines.

STENASPIDINÆ.

The two Malayan genera comprised in this rather large subfamily, which, perhaps, would have been better named *Purpuricenince*, after the well-known European form, are closely allied in appearance and characters, but of the three species the male of only one is known. The greater part of the *Stenaspidinæ* are American, but some Malayan species, not in the collection, are referable, according to M. Lacordaire, to *Philagathes*, Thoms., an African genus, hitherto represented by a single species (*P. lætus*, Thoms.).

*Genera.*

- Posterior femora shorter than the  
body . . . . . *Euryphagus*, Thoms.  
Posterior femora longer than the  
body . . . . . *Euryclea*, Thoms.

EURYPHAGUS.

*Euryphagus*, J. Thomson, Syst. Ceramb. p. 196;  
Lacordaire, Gen. ix. 174.

*Eurycephalus*, Laporte, Hist. Nat. Ins. ii. 430 (*nec*  
G. R. Gray).

*Caput* præsertim in ♂ latum. *Oculi* mediocres, aut parvi (♂). *Antennæ* corpore longiores, setaceæ, in ♀ breviores, plus minusve dilatatæ. *Prothorax* amplus, subglobosus, depressus, supra inæqualis, lateraliter angulatus. *Scutellum* elongatum. *Elytra* lata, depressa. *Pedes* robusti, postici paulo longiores; *femora* clavata; *tibiæ* rectæ. *Pro- et mesosterna* dentata.

Of the two species of this genus the male of only one is known, and this is so different from the female, that they were originally described and long considered as two distinct species.

*Euryphagus maxillosus.*

♂ *Cerambyx maxillosus*, Olivier, Ent. iv. No. 67, p. 52, pl. xx. fig. 147 (1795).

♀ *Cerambyx nigripes*, Olivier, l. c., fig. 149.

♀ *Cerambyx Lundii*, Fabricius, Ent. Syst. ii. 258 (1792).

E. (♂) rufo-ferrugineus; elytris fulvescentibus; antennis (articulis duobus basalibus exceptis) atris.

(♀) coccineus; medio prothoracis (aliquando), apicibus elytrorum, antennisque nigris, his paulo dilatatis.

*Hab.*—Sarawak; Singapore; Sumatra (and India, Java, &c.)

Head in the male very large, the upper lip deeply bilobed, the mandibles elongate, slender and strongly bidentate at the apex; reddish ferruginous above, the elytra pale pubescent; scutellum black; femora glossy ferruginous; tibiæ and tarsi black; antennæ with the scape and second joint ferruginous, the rest black; body beneath pubescent with a close grayish pile. In the female the head is of the normal size, the upper lip nearly entire, and the mandibles are triangular and not bidentate at the apex; above bright scarlet, except sometimes a large black spot on the prothorax, and another variable in size at the apex of the elytra; body beneath, except the propectus, black; legs and antennæ entirely black.

Length 8-12 lines.

This insect is universally known by Olivier's name *maxillosus*; but the Fabrician name *Lundii* is prior by three years.

*Euryphagus variabilis.*

*Eurycephalus variabilis*, Pascoe, Ann. and Mag. Nat. Hist. 1860, p. 120.

E. (♀) ater, vel coccineus et ater; elytris rugoso-punctatis; antennis fortiter dilatatis.

*Hab.*—Batchian; Morty.

Deep black with the knees red, or black with the legs orange, or black with the basal half of the elytra bright red, or a red band across the elytra, or two bands, or a red spot only on each side; elytra closely punctured and having a rough appearance under the lens; the joints of the antennæ, from the fourth inclusive, much broader than in *E. maxillosus*.

This is a very variable species in regard to colour; of fifteen individuals I have had under examination, no two were alike. As a species it is distinguished from *E. maxillosus* by its strongly dilated antennæ and the stoutness of the tibiæ, particularly of the posterior pair. The male is unknown.

## EURYCLEA.

*Euryclea*, J. Thomson, Syst. Ceramb. p. 196; Lacordaire, Gen. ix. 176.

*Caput* subangustatum. *Pedes* postici valde elongati; *femora* attenuata; *tibiæ* posticæ flexuosæ; cætera ut in *Euryphago*.

M. Thomson has not stated the characters by which this genus is differentiated from *Euryphagus*. So far as I have seen, all the specimens found by Mr. Wallace are apparently females.

*Euryclea cardinalis*.

*Eurycephalus cardinalis*, J. Thomson, Essai &c., p. 211.

*E. atra*, capite prothoraceque rubris, elytris pallide flavescentibus, postice atris.

*Hab.*—Singapore; Sarawak.

Opaque above; head and prothorax brick-red, closely punctured; scutellum and the posterior third of the elytra black, the anterior two-thirds pale yellowish-ochre, finely punctured; beneath, head and propectus red, metathorax, abdomen, legs, and antennæ, black and shining.

Length 9 lines.

This handsome insect is found about newly fallen timber; it flies slowly, with a humming noise.

## DISTENINÆ.

The *Disteniinæ*, and another subfamily, which, although Malayan, does not occur in Mr. Wallace's collection, are



distinguished from all other *Cerambycidae* by having the antennæ inserted between the eyes and the mandibles. The species are few in number, and are divided between Malaisia and America.

*Genera.*

Eyes finely granulate.

Ninth and tenth joints of  
the antennæ as long as  
the preceding . . . *Noemia*, Pasc.

Ninth and tenth joints  
shorter than the preced-  
ing . . . . . *Nericonia*, n. g.

Eyes coarsely granulate.

Femora clavate . . . . *Melegena*, n. g.

Femora linear . . . . *Psalanta*, n. g. = *Typod*

NOEMIA.

*Noemia*, Pascoe, Trans. Ent. Soc. ser. 2, iv. 111;  
Lacordaire, Gen. ix. 228.

*Caput* porrectum, inter antennas transverse elevatum; antice paulo productum. *Oculi* tenue granulati; fere rotundi, supra distantes. *Antennæ* corpore duplo longiores, setaceæ, basi subapproximatæ; *scapo* elongato-pyriformi, basi arcuato; articulis tertio et sequentibus longioribus, subæqualibus. *Palpi* maxillares elongati, articulo ultimo ovato. *Prothorax* oblongus, pone apicem late constrictus, lateraliter angulatus. *Elytra* elongata, depressa, subparallela, vel leviter gradatim attenuata, apicibus rotundatis. *Pedes* modice elongati; *femora* basi pedunculata; *tibiæ* lineares; *tarsi* breviusculi. *Prosternum* angustatum, depressum. *Mesosternum* sat latum, paulo convexum. *Abdomen* segmentis tribus primis æqualibus, duobus ultimis gradatim brevioribus. *Corpus* parce pilosum.

The antennæ are, probably, in the early life of these insects, always fringed with long hairs, but in the majority of individuals they are bare, or nearly so. M. Lacordaire thinks the fringe may be a characteristic of the males, but two of my specimens, which from the more slender and incurved abdomen, at least towards the apex, I regard as

belonging to that sex, have no vestige of it. These specimens are also furnished with a rather long vertical spine on each side of the mesosternum, close to the edge of the cotyloid cavity; they are of a pale yellow colour, and contrast strongly with the deep blue of the under surface.

*Noemia flavicornis.*

Pascoe, *l. c.*, pl. xxii. fig. 8.

*N. cyanea*; labro, palpis, femoribus basi, antennisque flavis.

*Hab.*—Singapore; Sarawak; Sumatra (and Penang).

Deep indigo-blue, shining; lip, palpi, femora at the base, and antennæ, yellow; head scarcely punctured, a longitudinal groove between the eyes; prothorax remotely punctured, rather gibbous between the lateral angles; scutellum narrow, rounded at the apex; elytra coarsely punctate-striate, with a violet tint at the sides; body beneath blue, sparsely pubescent, tarsi dull yellowish.

Length 7 lines.

*Noemia Stevensii.*

Pascoe, *l. c.*

*N. viridis*, elytris testaceo-brunneis, apice marginibusque nigris; labro, palpis, femoribus basi, tibiis, tarsis, antennisque flavis.

*Hab.*—Sarawak.

Head and prothorax glossy green; elytra light testaceous brown, with the apex and outer margins black; lip, palpi, femora at the base, tibiæ, tarsi and antennæ, yellow; scutellum dark green, rounded at the apex; sculpture as in the last, but the elytra rather longer.

Length 7 lines.

Mr. Wallace, in a note on this species, says—"flies very slowly."

NERICONIA.

*Caput* porrectum, inter antennis transverse elevatum, antice breve. *Oculi* subtenuè granulati, ovati, transversi, supra distantes. *Antennæ* corpore longiores,

setaceæ; *scapo* elongato-pyriformi, arcuato; articulis 3 et 4 brevioribus et æqualibus, 6-11 gradatim minoribus. *Palpi* haud elongati, articulo ultimo ovali. *Prothorax* latitudine longior, pone apicem et ante basin constrictus, lateraliter angulatus, in medio bituberculatus. *Elytra* breviuscula, subparallela, sat convexa, marginibus externis in medio arcuatis. *Pedes* mediocres; *femora* pedunculato-clavata; *tibiæ* lineares; *tarsi* breves. *Pro- et meso- sterna* ut in *Noemia*. *Corpus* parce pilosum.

A shorter form than *Noemia*, with different head, eyes, palpi, antennæ, &c. The elytra are rather more convex posteriorly; the arching at the middle of their outer margin admits of a more free movement of the posterior femora.

*Nericonia trifasciata.* (Pl. XXII. fig. 2.)

*N. nigra*, nitida; elytris argenteo-subtrifasciatis; antennis, scapo excepto, fulvis.

*Hab.*—Sarawak.

Glossy black, with a partial silvery pubescence, slightly condensed along the posterior grooved part of the prothorax, and more so on the elytra, where it forms three somewhat indistinct bands, the first behind the base, the second before the middle, and the third at some distance from the apex; the head very smooth and convex between the eyes, and, like the prothorax, impunctate; scutellum somewhat quadrate; elytra coarsely seriate-punctate, the punctures terminating abruptly within a third of the apex, the latter rounded; body beneath, and legs, glossy black, the latter with the pedunculate portion of the femora whitish; antennæ about a third longer than the body, the scape brownish, the rest obscure fulvous, with a dark line externally.

Length 3 lines.

PSALANTA.

Characteres ut in *Noemia*, sed *oculi* grosse granulati, elongati, transversi, leviter emarginati, supra subapproximati, et *femora* linearia.

This genus and the next are well distinguished from *Noemia* by the coarsely granulate eyes. Besides the characters given above, another may be mentioned, but

which does not always seem to me to be of generic importance, viz.:—the bimucronate apices of the elytra; and there may also be added, the more strongly developed spinous sides of the prothorax.

*Psalanta chalybeata.* (Pl. XXII. fig. 1.)

*Noemia chalybeata*, Pascoe, Proc. Zool. Soc. 1866, p. 509.

*P. cyaneo-chalybeata*; elytris apicibus bimucronatis.

*Hab.*—Sarawak (and Singapore).

Entirely bright steel-blue, with a slight grayish pile; head very finely and closely punctured, forming slight corrugations behind the eyes; prothorax with the lateral angle shortly spined; scutellum scutiform; elytra strongly seriate-punctate at the base, gradually becoming impunctate posteriorly, each elytron with two well-marked raised lines, the apices bimucronate; body glabrous beneath; legs with scattered hairs; antennæ more than half as long again as the body, fringed with long hairs.

Length 9-10 lines.

#### MELEGENA.

Characteres ut in *Noemia*, sed *oculi* grosse granulati, elongati, transversi, leviter emarginati, supra subapproximati, *palpi* maxillares articulo ultimo subcylindrico, apice truncato, et *femora* clavata.

This is a stouter form than *Noemia*, with shorter and thicker antennæ, and coarsely granulate eyes. From *Psalanta* it is distinguished by its clavate femora.

*Melegena pubipennis.* (Pl. XXII. fig. 4.)

*M. violacea*; antennis pedibusque, femorum clava excepta, flavis; elytris pube subtilissima grisea tectis.

*Hab.*—Sarawak.

Dark violet; head glossy blueish-violet, thickly punctured, but behind the eyes glabrous; lip and palpi yellow; prothorax finely granulate, the lateral angles spined; scutellum narrow, rounded behind; elytra rather broad at the base, gradually attenuated posteriorly, covered with a short grayish and somewhat sparse

pubescence, subseriate-punctate, but glabrous posteriorly, the apex of each bimucronate; body beneath grayish-blue, sparsely pubescent; legs and antennæ bright gamboge-yellow, the clavate portion of the femora glossy violet; antennæ half as long again as the body.

Length 9 lines.

M. Lacordaire's second cohort "*Cerambycides vrais souterrains*," includes two subfamilies—*Apatophysinæ*, and *Vesperinæ*. Only the first of these possesses a Malayan form, *Trypogæus*, described by M. Lacordaire from a female example in the collection of Count Mniszech, which he names *T. albicornis*. It has a short thick *Toxotus*-like habit, and is covered with a silky golden down; the antennæ black, with the first and second joints fulvous, and the ninth, tenth, and eleventh white; the abdomen with numerous bright luteous spots.

#### PRIONIDÆ.

M. James Thomson, in his *Systema Cerambycidarum*, divides the Longicorns, which for him, as for M. Lacordaire and other authors, are simply a "family,"\* into five tribes, the last being the *Prionidæ*; and outside the longicorns altogether, he establishes six additional, and what he denominates "limitrophal," families. M. Lacordaire adopts this arrangement to a certain extent, but excluding *Trictenotomidæ*, which he agrees in considering a distinct family, he places all the others, except *Thaumasiidæ*, Thoms., in his "Legion" of "*Prionides aberrants*," together with "*Cantharocnémides*" and "*Scéléocanthides*," which M. Thomson combined to form his second section of *Prionidæ*. I confess I think M. Thomson's arrangement the more natural, and that it is more consistent with the principles of limitation applied to the

\* On what principle are the *Phalacridæ* separated from the *Nitidulidæ*, or the *Ptinidæ* from the *Bostrichidæ*, and so on, as families, if the *Lamiidæ*, or the *Prionidæ*, have no higher rank than a "tribe"? It is true that M. Lacordaire thinks that the three primary groups of longicorns are sufficiently important to be raised to the rank of subfamilies (here used for the first time in the "Genera"), the subfamily being, with him, above the legion or tribe; and the "tribe" is afterwards confined to the aberrant forms of *Prionidæ*.

families of Coleoptera, to exclude such forms as *Hypocephalus*, *Parandra*, &c., from the Longicorns.

Of M. Lacordaire's second legion "*Prionides vrais*," we have only to do with his second "Cohorte," the "*Prionides vrais sylvains*," no example of "*Prionides vrais souterrains*" being contained in Mr. Wallace's collection. We find twenty-seven subfamilies (*groupes*) in the two "Sections" into which this cohort is divided, and of these nine only are represented. These are set out below after M. Lacordaire's tables, which, it is necessary to remark, are entirely taken from the characters of the male.

Episterna of the metathorax parallel, truncate behind.

Sides of the prothorax armed with spines . . . . DEROBRACHINÆ.

Sides of the prothorax not armed with spines, denticulate or crenulate.

Labium bilobed . . . . . CTENOSCELINÆ.

Labium entire.

Tarsi with the third joint bilobed.

Antennæ with the basal joint shorter than the third.

Tibiæ unarmed . . . . . ZARACINÆ.

Tibiæ spinous . . . . . MACROTOMINÆ.

Antennæ with the basal joint as long as the third.

Tibiæ spinous . . . . . REMPHANINÆ.

Tibiæ unarmed . . . . . MALLODONTINÆ.

Tarsi with the third joint entire . . . . . COLPODERINÆ.

Episterna of the metathorax gradually narrower and acuminate behind.

Pronotum distinct from the flanks of the prothorax CLOSTERINÆ.

Pronotum partly confounded with the flanks . . ÆGOSOMATINÆ.

### DEROBRACHINÆ.

The new and only genus representing this subfamily in the collection, is also the only one not a native of America, but the *Acanthophorinæ*, to which it is nearly allied, are African and Indian. The character differentiating it from the latter, lies in the fine longitudinal grooves on the joints of the antennæ.



## Genus.

*Osp hryon*, n. g.

## OSP HRYON.

*Caput* parvum, in medio sulcatum; *clypeus* subtriangularis, antice tri-emarginatus; *mandibulæ* subverticales, breviusculæ, intus unidentatæ. *Labium* bilobum. *Palpi* breves, æquales. *Oculi* leviter emarginati, supra fere contigui. *Antennæ* corpori vix æquales, setaceæ, multicanaliculatæ; *scapo* brevi, depresso; articulo tertio triplo longiori; quarto et cæteris tertii dimidii longitudinis et subæqualibus, ultimo paulo longiore, obtuso. *Prothorax* brevis, convexus, apice truncatus, basi sub-bisinnatus, lateribus quadrispinosus. *Elytra* elongata, basi convexa, pone medium paulo planata, angulo suturali mucronata. *Pedes* mediocres; *femora* sublinearia; *tibicæ* apice intus bispinosæ; *tarsi* articulo penultimo bilobo, postici articulo basali duobus sequentibus conjunctim brevior. *Prosternum* angustum, vix productum. *Mesosternum* angustum, excavatum. *Abdomen* segmentis sex, ultimo supra inciso. *Corpus* pubescens. (♀ ignota.)

The antennæ of this genus bear a great resemblance in colour and sculpture to those of *Sarmy dus*, but the form is different. The character of the maxillæ remains to be ascertained, they are not visible *in situ*.

*Osp hryon adustus.* (Pl. XXIII. fig. 2.)

O. fuscus; elytris rufo-ferrugineis, opacis; antennis (basi excepta) ochraceis, apice nigro-nitidis.

*Hab.*—Dorey.

Head and prothorax dark brown, sparsely covered with soft grayish-yellow hairs; head deeply sunk between the antennæ, clypeus with an apical and two lateral emarginations, its separation from the front strongly marked; prothorax finely punctured, the disc with two central and one basal elevation, the apex fringed with close-set golden-yellow hairs; scutellum curvilinearly triangular, rounded at the apex; elytra opaque, dark reddish-ferruginous, blackish at the outer margins, delicately granulate,



with a very short dispersed pubescence; body beneath reddish-brown, covered with long yellowish hairs, except the abdomen which is very glossy and glabrous; legs brown, the apices of the tibiæ and the tarsi with a golden ferruginous pubescence; antennæ with the three basal joints, except the tip of the third, brown and roughly punctured, the rest, including the tip of the third, ochraceous, finely grooved, the apices a little dilated, the space between each of them with a glossy black spot.

Length 19 lines.

CTENOSCELINÆ.

*Xixuthrus*, the Malayan representative of this sub-family, is considered by M. Lacordaire to be a very ambiguous form, but he has followed M. Thomson in classing it with *Ctenoscelis* and its allies, all natives of America. I now add a second genus.

*Genera.*

- Anterior angles of the prothorax  
 rounded . . . . . *Xixuthrus*, Thoms.  
 Anterior angles of the prothorax  
 produced . . . . . *Dysiatus*, n. g.

XIXUTHRUS.

*Xixuthrus*, J. Thomson, Syst. Ceramb. p. 296; Lacordaire, Gen. viii. 90.

*Caput* angustatum, inter oculos sulcatum; *mandibulæ* sub-verticales, productæ, leviter arcuatæ, bidentatæ. *Labium* bilobum. *Antennæ* graciles, dimidio corporis longiores; *scapo* subelongato, depresso, scabro, intus denticulato; articulo tertio longitudine scapo æquali, sequentibus gradatim brevioribus. *Prothorax* transversus, utrinque denticulatus, angulis anticis haud productis. *Scutellum* lateribus parallelis, postice subrotundatum. *Elytra* ampla, angulo suturali spinosa. *Pedes* elongati; *femora* linearia, subtus biserialiter denticulata; *tibiæ* anticæ apice dilatatae et extus bidentatæ, omnes denticulis instructæ; *tarsi* mediocres, antici articulo basali elongato. *Prosternum* productum, postice rotundatum. *Mesosternum* depressum, postice incisum. *Corpus* pubescens.

Out of ten specimens, exclusive of the one in the British Museum, I was at first inclined to consider four as representatives of so many distinct species, but after a careful examination, I can find nothing positive in any of them. They all differ among themselves, but the differences are those of sex or of degree, not even of locality, and are apparently individual rather than specific. The greatest discrepancies are in the breadth of the scutellum, the reticulation (or its entire absence) of the elytra, and the denticulation of the scape and of the prothorax.

*Xixuthrus microcerus.*

*Macrotoma microcera*, White, Cat. Long. Br. Mus. p. 40.

X. brunneus, griseo-pubescens; elytris singulis quinque-costatis.

*Hab.*—Key; Morty; Mysol; Bouru; Amboyna; Batchingian; Dorey; Menado; Ternate (and Java).

Reddish-brown, covered with a short thick grayish or yellowish pubescence; head and prothorax scarcely punctured, the latter with eight or ten slender, short or elongate, spines on each side; scutellum scutiform, more or less transverse; elytra with numerous confluent impressed punctures, each elytron with five costæ, generally reticulate near the apex, the first and second costæ sometimes connected by raised lines; body beneath slightly pubescent; legs glossy reddish-brown; antennæ with the scape darker than the other joints.

Length 24-45 lines.

Mr. White mentions only four costæ on each elytron, but there is a fifth, close to, but quite distinct from the raised line of the suture.

DYSIATUS.

*Caput* angustatum, inter oculos sulcatum, fronte triangulariter emarginata; *mandibulæ* crassæ, subverticales, productæ, rectæ, apice abrupte arcuatæ, intus bidentatæ. *Labium* divaricatum. *Antennæ* graciles, dimidio corporis longiores; *scapo* subelongato, depresso, scabro, intus denticulato; articulo tertio multo brevioribus; 4, 5 et 6 tertio paulo brevioribus;

cæteris tertio æqualibus. *Oculi* supra vix approximantes. *Prothorax* transversus, utrinque denticulatus, angulis anticis productis, rotundatis, apice bisinuato, basi truncata. *Scutellum* fere semicirculare. *Elytra* prothorace vix latiora, elongata, apicibus leviter dehiscentia, et spinosa. *Pedes* mediocres, antici longiores; *femora* linearia, compressa, subtus biserialiter denticulata; *tibiæ* anticæ ut in *Xixuthro*, intermediæ et posticæ minus denticulatæ; *tarsi* antici articulo basali haud elongato. *Prosternum* productum, postice rotundatum. *Mesosternum* declive, postice subrotundatum. *Abdomen* segmento ultimo lato, apice leviter emarginato. *Corpus* haud pubescens.

I was at one time disposed to regard the species which constitutes the type of this genus as only a peculiar form of *Xixuthrus*, but the differences in the antennæ, prothorax, mandibles, &c., render it impossible to bring it in that genus, as defined by M. Lacordaire.

*Dysiatus melas.* (Pl. XXIV. fig. 1.)

D. capite prothoraceque nigris, opacis; elytris, antennis, pedibusque nigro-fuscis, nitidis, illis singulis quinque-costatis, costis duabus exterioribus fere obsoletis.

*Hab.*—Macassar.

Head black, opaque, minutely and very closely granulate, median groove deeply set, extending to the vertex and terminating in the triangular frontal emargination, antennary tubers strongly raised, mandibles coarsely punctured, except at the apex and on the teeth; prothorax black, opaque, minutely and very closely punctured, each side with about ten triangular denticulations, the apex fringed with silky golden-yellow hairs, the disc with two lightly impressed foveæ, and a slight median groove; scutellum nearly completely semicircular, sculptured like the prothorax; elytra subparallel at the sides, blackish-brown, faintly shining between the costæ, where they are roughly and contiguously punctured, five costæ on each elytron, the two outer nearly obsolete, the others very glossy, none extending to the apex; body beneath pitchy-

brown, shining, the sterna finely punctured, the abdomen with a very short stiff luteous pubescence, legs and antennæ glossy blackish-brown.

Length 34 lines.

#### MACROTOMINÆ.

In the more normal forms of this subfamily, the great size and length of the third joint of the antennæ is the most marked character. As limited by M. Lacordaire, none of the *Macrotominæ* are found in Australia, the greater part belonging to Asia and Africa. There is only one species in the collection.

#### Genus.

*Macrotoma*, Serv.

#### MACROTOMA.

*Macrotoma*, Serville, Ann. Soc. Ent. Fr. i. 137; Lacordaire, Gen. viii. 97.

*Caput* subangustatum, glabrum. *Antennæ* corpori fere æquales, vel longiores; *scapo* incrassato; articulo tertio duobus vel tribus sequentibus longiore. *Prothorax* transversus, trapezoidalis, utrinque denticulatus, apice truncatus. *Elytra* elongata, parum convexa. *Pedes* elongati, antichi robustiores, plus minusve denticulati vel scabrosi. *Prosternum* paulo productum. *Mesosternum* declive.

There are several species in this genus, as at present restricted, which vary considerably in their characters, but with such gradations, that it would be difficult to separate them generically.

#### *Macrotoma luzonum.*

*Prionus Luzonum*, Fabricius, Syst. Ent. p. 160.

*M. fusca*, elytris pallide fulvo-ferrugineis.

*Hab.*—Sarawak; Aru (and Philippine Islands).

Dark brown, or reddish-brown, elytra pale yellowish-ferruginous; head indistinctly punctured on the vertex,

more distinctly and scattered in front; prothorax coarsely and closely punctured, finely crenulate at the sides, the posterior angle produced; scutellum triangular; elytra finely granulate at the base, each with four pale slightly raised costæ; body beneath, and four posterior legs, ferruginous, anterior legs, and the three basal joints of the antennæ, dark brown.

Length 36-40 lines.

REMPHANINÆ.

This subfamily, which nearly corresponds to the *Macrotominae* of M. James Thomson without *Macrotoma*, is well represented in India and Australia, although only two, or with *Xaurus* three, species were found by Mr. Wallace.

*Genera.*

- Femora rough, with spines  
beneath. . . . . *Remphan*, Waterh.  
Femora rough, without spines  
beneath. . . . . *Rhaphipodus*, Serv.

(*Genus incertæ sedis.*)

*Xaurus*, Pasc.

REMPHAN.

*Remphan*, Waterhouse, Trans. Ent. Soc. i. 67;  
Lacordaire, Gen. viii. 107.

*Caput* sat elongatum, inter oculos sulcatum; *clypeus* transversim triangularis; *mandibulæ* elongatæ, rectæ, intus bidentatæ. *Oculi* integri, haud approximantes. *Antennæ* corpore breviores, *scapo* elongato, articulo tertio *scapo* æquali, cæteris multo brevioribus et æqualibus. *Prothorax* transversim quadratus, lateribus denticulatus. *Elytra* elongata, lateribus leviter rotundata, angulo suturali mucronato. *Pedes* elongati, scabrosi, denticulati; *tarsi* æquales, articulo basali duobus sequentibus conjunctim æquali. *Prosternum* productum. *Mesosternum* angustum, in medio excavatum. *Abdomen* ut in *Rhaphipodo*. *Corpus* glabrum.

The female has shorter antennæ, shorter mandibles, and much shorter fore-legs, the anterior angles of the prothorax acutely produced, and the body manifestly broader and more convex above. The legs are pretty nearly equally denticulate in both sexes, although more scabrous in the male.

*Remphan Hopei.*

Waterhouse, Trans. Ent. Soc. i. 67, pl. viii. fig. 1.

R. rufo-fuscus; elytris brunneo-fulvis, nitidis.

*Hab.*—Sarawak; Singapore.

Head blackish-brown, finely granulate; prothorax chocolate-brown, closely punctured, opaque, but with four nearly glabrous shining patches, the two largest central and triangular; scutellum oblong, rounded behind, much broader in the female, coloured and punctured as the prothorax; elytra brownish-fulvous, darker at the base, shining, finely corrugate and very minutely granulate, each elytron with three indistinct slightly raised lines; body beneath chesnut-brown, finely punctured; legs dark reddish-brown, tarsi ferruginous; antennæ with the first three joints dark brown, the rest ferruginous.

Length 36 lines.

RHAPHIPODUS.

*Rhaphipodus*, Serville, Ann. Soc. Ent. Fr. i. 168;  
Lacordaire, Gen. viii. 106.

*Caput* mediocre, in medio leviter sulcatum, inter antennis excavatum; *mandibulæ* robustæ, intus bidentatæ. *Oculi* supra distantes. *Antennæ* corpori æquales, vel paulo breviores; *scapo* elongato; articulo tertio brevior; cæteris subæqualibus et brevioribus. *Prothorax* transversus, angulis anticis rotundatus, lateribus crenulatus et postice spinosus, basin versus incurvatus, disco calloso. *Elytra* modice convexa, oblonga, angulo suturali apiculato. *Pedes* mediocres, robusti, antichi longiores; *tibiæ* subtus biseriatis denticulatæ, anticæ extus denticulatæ; *tarsi* postici articulo basali duobus sequentibus conjunctim breviori. *Prosternum* angustum, pro ductum. *Mesosternum* leviter excavatum. *Abdomen*



subtilissime punctatum, opacum, segmentis quatuor basalibus fascia lævi marginatis. *Corpus* glabrum.

The antennæ and legs are shorter, and the legs less robust, in the female; and in *R. Manillæ*, the punctuation on the abdomen is much less dense, and the deadness of its surface therefore less pronounced, in that sex. Of the following species, I only know the female. *R. suturalis*, the type, is unknown in our English collections.

*Rhaphipodus Wallacii*.

*R. niger*, nitidus; elytris pallidioribus, nitidissimis; prothorace utrinque basi leviter incurvato.

*Hab.*—Sarawak.

Black, shining, elytra with a brownish tint, and very glossy; head with a well-marked triangular excavation between the eyes, the vertex finely granulate; prothorax short, very transverse, the posterior spine prolonged, the portion of the side behind it very slightly incurved, the disc with two large very glossy median callosities, the rest finely and closely punctured, with the intervals granuliform; scutellum oblong, slightly pointed behind, finely punctured; elytra very convex, the punctures minute, shallow, and much dispersed, except at the base, where they are somewhat confluent, throwing the intervals into slight corrugations; body beneath dark reddish-brown, minutely and very closely punctured; legs brownish-black, the outer and inner edges of all the tibiæ denticulate, but less so on the four posterior; antennæ brownish-black, the scape rather thickly punctured, except at the apex, where it is nearly impunctate.

Length 17 lines.

This is a more convex species than *R. Manillæ*, with a shorter and broader prothorax, the spine nearer the base, the scutellum distinctly punctured, &c. The denticulations on the four posterior tibiæ are probably liable to disappear, as they sometimes do in *R. Manillæ*.

XAURUS.

*Xaurus*, Pascoe, Ann. & Mag. Nat. Hist. ser. 3, xix. 410;  
Lacordaire, Gen. viii. 121.

*Caput* parvum, verticale, inter oculos sulcatum, antice paulo productum; *clypeus* magnus, excavatus, antice



emarginatus; *mandibulæ* attenuatæ, acutæ, intus inermes. *Oculi* integri, supra sat distantes. *Palpi* inæquales, robusti. *Antennæ* dimidio corporis æquales; *scapo* modice elongato, compresso, arcuato, ad apicem crassiore; articulo tertio fere scapo æquali; cæteris ad decimum multo brevioribus et æqualibus; ultimo paulo longiore, subfusiformi. *Prothorax* parvus, transversus, convexus, supra inæqualis, antice rotundatus, lateribus in spinam productis. *Elytra* valde elongata, parallela, spina suturali instructa. *Pedes* mediocres, inermes; *tarsi* postici articulo basali haud elongato. *Prosternum* leviter productum, in medio canaliculatum. *Mesosternum* declive, angustum. *Corpus* glabrum.

Unfortunately the male is unknown, and the position of the genus is therefore uncertain. It is remarkable for its very small head and prothorax compared to the elytra, and it is with reason that M. Lacordaire says, that its appearance authorizes us to believe that the male will prove this to be a very distinct genus.

*Xaurus depsarius.* (Pl. XXIII. fig. 3.)

Pascoe, *l. c.*

X. fulvo-brunneus, nitidus; prothorace tuberculis quatuor mediis, transversim dispositis.

*Hab.*—Morty.

Fulvous-brown, shining; head with small irregular punctures, clypeus very concave, forming nearly the whole space between the antennary tubers, mandibles straight on the outer edge, sinuate internally at the base; prothorax very irregular above, roughly although not largely punctured, the middle with two considerable elevations, with a smaller one on each side, and at the base two others of intermediate size and smoother, the lateral spine depressed above, commencing behind the middle, anterior to which the side is slightly crenulate; scutellum oblong, rounded behind; elytra eight times as long as the prothorax, and nearly twice as broad (exclusive of the spines), finely punctured, the punctures more or less confluent, the intervals forming little intricate rugosities; body beneath pale fulvous-ferruginous, glabrous, except a slight pubescence on the sterna; legs and antennæ of the same colour, all glabrous and glossy.

Length 20 lines.

## MALLODONTINÆ.

M. Lacordaire, although not without hesitation, has followed M. James Thomson in adopting this sub-family, which has really nothing to distinguish it from the *Remphaninæ*, except the absence of denticulations or other asperities on their legs. Even as a specific character, this requires to be received with caution; and it is even admitted that "some have this character normally, some accidentally." There are seven genera admitted, of which only one, and that confined to a single species, is in the collection.

## Genus.

*Archetypus*, Thoms.

## ARCHETYPUS.

*Archetypus*, J. Thomson, Essai &c., p. 319; Lacordaire, Gen. viii. 150.

*Caput* magnum; *mandibulæ* validæ, horizontales, elongatæ, supra villosæ, intus pluridentatæ. *Oculi* integri, valde distantes. *Antennæ* corporis dimidio vix longiores; *scapo* brevi, crasso; articulo tertio haud scapo longiore; quarto et sequentibus subæqualibus, ultimo longiore et acuto. *Prothorax* transversim subquadratus, apice latior, angulatum emarginatus, lateribus elevato-marginatis, integris. *Elytra* breviuscula, depressa, mutica. *Pedes* breviusculi, validi, læves; *tarsi* mediocres, articulo basali duobus sequentibus conjunctim brevior. *Prosternum* productum, apice utrinque incisum. *Mesosternum* latum, excavatum. *Corpus* glabrum.

The female differs considerably from the above; the head, particularly, is much smaller, the mandibles are short, and the prothorax is broadest at the base. The antennæ are only slightly shorter, but the legs are considerably less robust. M. Lacordaire mentions a second species from New Guinea.

*Archetypus fulvipennis.*

*Mallodon fulvipenne*, Pascoe, Trans. Ent. Soc. ser. 2, v. 15.

*Archetypus parandroides*, J. Thomson, Essai &c., p. 320.

*A. rufo-brunneus*, nitidus, clytris fulvo-testaceis.

*Hab.*—Aru; Bouru; Waigiou; Dorey.

Reddish-brown, shining; head darker, coarsely punctured, the punctures crowded behind the eyes, scattered in front; prothorax with a smooth callosity occupying the whole disc, except at the sides, which are finely and closely punctured; scutellum oblong, rounded at the apex; elytra yellowish-testaceous, nearly smooth, but covered with minute shallow punctures; body beneath luteous-brown, the meso- and meta-sterna covered with long grayish-yellow hairs; legs and antennæ reddish-brown.

Length 12-15 lines (♀); 22 lines (♂), including the mandibles.

My typical specimen from Aru has the punctures on the elytra much larger, and by their occasional confluence forming marked irregular impressions, which do not exist in the other examples now before me.

## ZARACINÆ.

Two genera, each comprising a single species, are all that at present constitute this subfamily. They are both Malayan, although only one was detected by Mr. Wallace; the other, *Neoprion*, is stated to resemble a large-sized *Parandra*.

*Genus.*

*Zarax*, Pasc.

## ZARAX.

*Zarax*, Pascoe, Ann. and Mag. Nat. Hist. ser. 3, xix. 410;  
Lacordaire, Gen. viii. 132.

*Caput* latum, inter antennas sulcatum; *clypeus* semilunaris; *mandibulæ* breves, incermes. *Palpi* brevis-

simi, subæquales. *Antennæ* dimidio corporis æquales, sat validæ; *scapo* cylindrico, brevissimo; articulo tertio triplo scapo longiore, et duplo quarto longiore; cæteris quarto æqualibus; omnibus, duobus basalibus exceptis, fossulatis. *Oculi* reniformes, supra et infra distantes. *Prothorax* transversim quadratus, apice late emarginatus, basi leviter bisinuatus, lateribus paulo rotundatus. *Elytra* depressa, parallela. *Pedes* breviusculi, compressi; *tibiæ* inermes; *tarsi* subæquales, breves, articulo basali lato. *Prosternum* vix productum. *Mesosternum* breve, angustum. *Abdomen* segmento ultimo subtriangulari. *Corpus* depressum, glabrum.

The male only of this genus is known. The type has a striking resemblance in habit to *Euryroda*.

*Zarax euryrodoides.* (Pl. XXIV. fig. 3.)

(*Z. euryrodoides*), Pascoe, l. c.

*Z. piceo-fuscus*, nitidus.

*Hab.*—Sumatra.

Pitchy-brown, shining; head and prothorax darker, finely and closely punctured; scutellum transversely cordiform, pointed behind; elytra finely and very closely punctured, the punctures mostly contiguous, each elytron with four slightly raised costæ, the outermost nearly obsolete, but between this and the third a short and very indistinct line posteriorly; body beneath glabrous, pitchy, shining, and minutely punctured; legs and antennæ dark brown, shining.

Length 11 lines.

#### COLPODERINÆ.

The third joint of the tarsi is either simple or divided into very narrow lobes; in the latter case naked, or only with stiff hairs beneath. This subfamily includes four genera, exclusive of two whose position is doubtful. Two of these are represented in the collection, another is found at the Cape (*Colpoderus*), and the fourth is a native of Kangaroo Island (*Notophysis*).

#### *Genera.*

Eyes entire . . .	<i>Omotagus</i> , Pasc.
Eyes emarginate . . .	<i>Hystatus</i> , Thoms.

## OMOTAGUS.

*Omotagus*, Pascoe, Ann. and Mag. Nat. Hist. ser. 3, xix. 410; Lacordaire, Gen. viii. 133.

*Caput* validum, vertice convexum, sulcatum; *clypeus* transversus, antice truncatus; *mandibulæ* verticales, elongatæ, crassæ, apice dente interno conjuncto. *Palpi* mediocres, inæquales. *Oculi* integri, distantes. *Antennæ* corporis dimidio æquales, graciles; *scapo* arcuato, compresso, et articulo tertio multo longiore; 4-10 brevioribus, subæqualibus; ultimo paulo longiore. *Prothorax* leviter convexus, transversim quadratus, apice truncatus, lateribus denticulatus. *Elytra* elongata, convexa, lateraliter leviter rotundata, angulo suturali apiculato. *Pedes* validi, modice elongati, antici rugosi; *femora* subtus biserialiter denticulata; *tibiæ* anticæ rugosæ, omnes subtus biserialiter denticulatæ; *tarsi* articulis tribus basalibus subtus apicibus tomentosis, penultimo diviso, ultimo cæteris conjunctim longiore. *Prosternum* angustum, productum, apice obtusum. *Mesosternum* quadratum, depressum. *Corpus* glabrum.

The length of the scape, and the form and direction of the mandibles, essentially differentiate this genus from the next (*Hystatus*); and it is the only genus of the group which has the legs armed with small spines. The tarsi are imperfectly tomentose beneath, the apices principally of the three basal joints being clothed with short hairs, leaving a naked space along the middle and base of each.

*Omotagus Lacordairii.* (Pl. XXIII. fig. 1.)

Pascoe, *l. c.*

O. capite prothoraceque nigris, fere opacis; elytris nigris, nitidis.

*Hab.*—Dorey.

Head and prothorax black, nearly opaque, the former minutely granulate, the space between the eyes very concave, with a shallow round fovea on each side the median groove above, mandibles thickly and rugosely punctured; prothorax finely and very closely but not confluent punctured, each puncture with a small scale-

like body at its base, the punctures and the spaces between equally glossy under the lens in certain lights, but from their number casting a shade which gives the whole surface, to the eye, an opaque appearance, the disc irregular, having six very feeble elevations placed transversely; scutellum transverse, rounded behind, finely granulate; elytra not broader than the prothorax at its base, black, very glossy, more or less confluent punctured, the punctures very small, each elytron with four slightly raised lines, including one close to the sutural line; body beneath brownish-black, the sterna finely granulate, the abdomen and legs glossy; antennæ shining brownish.

Length 34 lines.

#### HYSTATUS.

*Hystatus*, J. Thomson, *Essai &c.*, p. 321; Lacordaire, *Gen.* viii. 134.

*Cuput* validum, inter oculos planatum, vertice leviter sulcatum; *mandibulæ* horizontales, robustæ, intus unidentatæ. *Oculi* anguste emarginati, supra distantes. *Antennæ* breves; *scapo* brevi, crasso; articulo tertio longiore; quarto et cæteris multo brevioribus, subæqualibus; ultimo appendiculato. *Prothorax* transversus, depressus, apice truncatus, angulis anticis productis, basi bisinuata, lateribus denticulatis. *Elytra* elongata, depressa, angulo suturali mucronato. *Pedes* mediocres, validi, inermes; *tibiæ* apice dilatatae; *tarsi* articulo ultimo cæteris conjunctim duplo longiore. *Prosternum* productum, postice rotundatum. *Mesosternum* declive. *Abdomen* subtilissime rugosum, segmentis quatuor basalibus apice fascia lævi marginatis. *Corpus* glabrum.

The insect described below scarcely agrees with M. J. Thomson's *H. javanus*, nevertheless, I have thought it best, without an examination of his type, to refer my specimens to it. M. Lacordaire describes another species, *H. Thomsonii*, apparently from the same localities. Mr. Wallace found his specimens in rotten wood.

*Hystatus javanus.*

J. Thomson, Essai &amp;c., p. 322.

*H. nigricans*, aliquando rufo-brunneus; prothorace in medio nitido, utrinque fortiter punctato.

*Hab.*—Sarawak (and Java.)

Blackish, or sometimes reddish-brown; head finely and closely punctured; prothorax glossy in the middle, the sides opaque and very roughly punctured; scutellum transverse, rounded behind; elytra with an exceedingly fine punctuation, the intervals having a delicate granulate appearance apparently when fresh, opaque, but at the base and on the three raised lines of each elytron somewhat glossy; body beneath more or less shining, dark brown; legs and antennæ dark brown.

Length 19-30 lines.

## CLOSTERINÆ.

The large size of the eyes, approximate or contiguous above, and their lower portion embracing the antennæ beneath, and feebly separated from the mandibles, seem to be the differentiating characters which separate this subfamily from the nearly-allied *Orthostomatineæ*. There are only four genera, two with simple antennæ, and two with flabellate or pectinate antennæ, but in the males only, (*Closterus* and *Polyzoa*). The only species found by Mr. Wallace belongs to the former category.

*Genus.*

*Sarmydus*, Pasc.

## SARMYDUS.

*Sarmydus*, Pascoe, Ann. and Mag. Nat. Hist. ser. 3, xix. 410; Lacordaire, Gen. viii. 150.

*Caput* insertum, parvum, in medio leviter sulcatum, inter antennis sat latum; *clypeus* valde transversus, bilobus; *mandibulæ* subverticales, breves, crassæ, intus inermes. *Oculi* fortiter emarginati, supra approximati. *Palpi* breves, inæquales. *Antennæ*



(♂) corpore breviores, depressæ, multicanaliculatæ; *scapo* brevi; articulo tertio latiori et fere duplo longiori; quarto multo minore; cæteris gradatim angustioribus, longitudine subæqualibus; ultimo appendiculato. *Prothorax* brevis, transversus, apice leviter bisinuatus, lateribus antice in dentem productus. *Elytra* breviuscula, modice convexa, apice rotundata et inermia. *Pedes* mediocres, compressi; *tibiæ* rectæ; *tarsi* postici articulo basali duobus sequentibus conjunctim æquali. *Prosternum* elevatum, productum. *Mesosternum* sat latum. *Corpus* pubescens.

Originally I considered this genus allied to *Dorycera* through *Osphryon*, the remarkable grooving of the antennæ being present in both, and the habit not unlike; the form of the epipleuræ of the metathorax, however, places them in different categories of the family. I believe my example to be a male, and a second, which I noticed at Leyden, from its bulkier figure, so far as I can recollect, is probably a female.

*Sarmyds antennatus*. (Pl. XXIV. fig. 2.)

Pascoe, l. c.

S. fuscus, postice pallidior; antennis, articulis tribus basalibus exceptis, clare flavo-ochraceis.

*Hab.*—Sarawak.

Dark brown, passing into reddish-brown beyond the base of the elytra; head and prothorax opaque, finely granulate, covered with a rather long delicate erect yellowish pubescence, thicker at the sides, and forming a dense fringe along the base as well as the apex of the prothorax; median groove confined to between the eyes, the latter widely apart beneath; prothorax strongly incurved behind the lateral spine; scutellum rounded behind, pubescent; elytra scarcely broader than the prothorax, glabrous, except at the outer edges, which are densely fringed with short yellow hairs, each elytron with four narrow well-marked elevated lines, not continued to the apex, and more or less connected posteriorly by finer transverse lines, the intervals of the lines closely and rather strongly punctured; body beneath glossy brown, covered with long erect hairs on the breast, the abdomen

sparsely pubescent; legs fringed with fine hairs; antennæ glabrous, with the first three joints dark brown, the remainder clear ochre-yellow, the first and second joints and the base of the third punctured.

Length 11 lines.

#### ÆGOSOMATINÆ.

In all the previous groups of *Prionidæ*, the lateral ridges, which separate the pronotum from the flanks of the prothorax, have been strongly defined, but now the character begins to disappear, the ridge on each side is placed very low down, and in some cases becomes in part obsolete or reduced to a fine line. Of the four genera which compose this subfamily, a very good idea may be formed from the common *Ægosoma scabricorne* of Europe.

#### Genera.

Scape passing more or less beyond the eye . . . . .	<i>Ægosoma</i> , Serv.
Scape scarcely passing beyond the inner margin . . . . .	<i>Nepiodes</i> , Pasc.

#### ÆGOSOMA.

*Ægosoma*, Serville, Ann. Soc. Ent. Fr. i. 162; Lacordaire, Gen. viii. 154.

*Caput* exsertum; *clypeus* antice truncatus; *mandibulæ* breves, validæ, intus inermes. *Oculi* emarginati, supra haud approximati. *Antennæ* (♂) corpore longiores, scabrosæ; *scapo* breviusculo; articulo tertio longissimo; quarto et sequentibus multo brevioribus, et gradatim decrescentibus. *Prothorax* transversus, antice angustior. *Elytra* elongata, angustata. *Pedes* elongati, compressi; *tarsi* breves, fere æquales. *Prosternum* haud productum, postice arcuatum. *Mesosternum* angustissimum. *Coxæ* intermediæ elongatæ, fere contiguæ. *Corpus* pubescens.

This genus, as it stands at present, cannot be very strictly defined, and what is given above applies more particularly to *Æ. marginale*, the only species in Mr.

Wallace's collection, and *Æ. sinicum*, White, from which it is distinguished, *inter alia*, by the narrower and longer prothorax, and the more oblong and very decidedly narrower scutellum. *Æ. cingalense*, Wh., has longer posterior tarsi, and the prothorax spined at the sides. The female differs in her shorter antennæ.

*Ægosoma marginale.*

*Cerambyx marginalis*, Fabricius, Ent. Syst. ii. 264.

*Æ. testaceo-brunneum*, pube grisea dense vestitum; prothorace modice transverso; scutello angustato.

*Hab.*—Macassar; Bouru; Amboyna (and Malacca, and Hong Kong).

Testaceous-brown, with a close-set short grayish pubescence; prothorax a little broader than long, very convex and regular above, the sides entire and rounded; scutellum oblong, narrow; elytra with a very narrow distinct black border at their outer and sutural edges, each with four slightly elevated pubescent lines; body beneath, and legs, reddish-brown, moderately pubescent; antennæ with the third joint as long as the two next together in both sexes.

Length (♂) 16 lines; (♀) 18 lines.

NEPIODES.

*Nepiodes*, Pascoe, Ann. and Mag. Nat. Hist. ser. 3, xix. 410; Lacordaire, Gen. viii. 156.

Characteres fere ut in *Ægosomate*, sed *mandibulæ* longiores; *oculi* majores, supra approximati; *antennæ* (♂) corpore vix longiores, depressæ, haud scabrosæ, scapo breviori, articulo tertio duobus sequentibus conjunctim breviori; *prothorax* transversim quadratus; *elytra* minora, minus convexa.

Closely allied to the last, differing principally in its large and approximate eyes, and in the antennæ. The female is unknown. The type is very like the *Ægosoma sulcipenne* of White.

*Nepiodes cognatus.*Pascoe, *l. c.*

N. capite prothoraceque fuscis; elytris brunneo-rufescentibus.

*Hab.*—Sarawak.

Head and prothorax dark brown, clothed with a short irregular silky yellowish pubescence, antennary tubers, scape, and clypeus dark red; prothorax a little narrower at the base than at the apex, a slight tubercle on each side; scutellum oblong, narrow, closely covered with a silky yellow pubescence; elytra broader than the prothorax but scarcely broader than the head, glabrous, each with three raised lines, the two inner united beyond the middle, none of them extending to the apex, the latter ending in a strong mucro at the sutural angle; body beneath, and legs, pale reddish-brown, slightly pubescent; antennæ, except the scape, minutely granulate, reddish-brown, pubescent, especially towards the apex.

Length 8 lines.

---

## Explanation of the Plates.

## PLATE I.

- Fig. 1. *Chydæopsis fragilis*.  
 2. *Æschopalea agraria*.  
 3. *Acanista alphoides*.  
 4. *Polimeta spinosula*.  
 5. *Olmotega cinerascens*.  
 6. *Eoporis elegans*.  
 7. *Mynonebra diversa*.  
 8. *Clodia sublineata*.

## PLATE II.

- Fig. 1. *Pithomictus decoratus*.  
 2. *Sciades melanotis*.  
 3. *Phyxium bufonium*.  
 4. *Ipochira perlata*.  
 5. *Enes intinctus*.  
 6. *Ombrosaga maculosa*.  
 7. *Opsioleus adversus*.  
 8. *Nesonomus servus*.  
 9. *Contoderus hamaticollis*.

## PLATE III.

- Fig. 1. *Enispia venosa*.  
 2. *Ægocidnus grammicus*.  
 3. *Xenapta latinana*.  
 4. *Oloessa minuta*.  
 5. *Emeopedus solutus*.  
 6. *Miænia marmorea*.  
 7. *Ebæides monstrosa*.  
 8. *Axinyllium varium*.  
 9. *Dyemus læricollis*.  
 10. *Camptomyme bicolor*.  
 11. *Athylia arara*.  
 12. *Egesina rigida*.

## PLATE IV.

- Fig. 1. *Myromeus subpictus*.  
 2. *Daxata camelus*.  
 3. *Ægomomus viduatus*.  
 4. *Eczemotes atomaria*.  
 5. *Ælara arrogans*.  
 6. *Axiothea distincta*.  
 7. *Atyporis sturnina*.

## PLATE V.

- Fig. 1. *Escharodes interruptus*.  
 2. *Mispila venosa*.  
 3. *Dryusa dotata*.  
 4. *Dystasia circulata*.  
 5. *Exarrhenus egeus*.  
 6. *Menyllus maculicornis*.  
 7. *Xiphotheata Saundersii*.

## PLATE VI.

- Fig. 1. *Planodes papulosus*.  
 2. *Palimna tessellata*.  
 3. *Goniages infausta*.  
 4. *Sotades platypus*.  
 5. *Sorbia tarsalis*.  
 6. *Ale agraria*.

## PLATE VII.

- Fig. 1. *Diezia punctigera*.  
 2. *Ipocregyes Newmanni*.  
 3. *Syrrhopeus agelastoides*.  
 4. *Cacia compta*.  
 5. *Sodus verticalis*.  
 6. *Agelasta sulphurea*.  
 7. *Elelea concinna*.  
 8. *Mnemea phalerata*.

## PLATE VIII.

- Fig. 1. *Cobria albisparsa*.  
 2. *Sesiosa subfasciata*.  
 3. *Euclea illecebrosa*.  
 4. *Clyzomedus nanus*.  
 5. *Zæera cretata*.  
 6. *Samia albidorsalis*.  
 7. *Dymascus porosus*.  
 8. *Phesates ferrugatus*.

## PLATE IX.

- Fig. 1. *Gemylus albipictus*.  
 2. *Sybra stigmatica*.  
 3. *Zosmotes plumula*.  
 4. *Etaxalus iliacus*.  
 5. *Stesilea prolata*.  
 6. *Ætholopus scalaris*.  
 7. *Epilysta mucida*.  
 8. *Zorilispe fulvisparsa*.

## PLATE X.

- Fig. 1. *Mynonoma eunidioides*.  
 2. *Meximia decolorata*.  
 3. *Cenodocus adustus*.  
 4. *Pithodia tessellata*.  
 5. *Bityle bicolor*.  
 6. *Praonetha satrapa*.  
 7. *Bybe parmenoides*.  
 8. *Dasyerrus pilosus*.

## PLATE XI.

- Fig. 1. *Agnia fasciata*.  
 2. *Amesisa consularis*.  
 3. *Xoes egeria*.  
 4. *Otarionomus blattoides*.  
 5. *Euthyastus binotatus*.  
 6. *Psaumis turbidus*.

## Explanation of the Plates—continued.

## PLATE XII.

- Fig. 1. *Megacriodes Saundersii*.  
 2. *Otroea semiflava*.  
 3. *Othelais histrio*.  
 4. *Meton granulicollis*.  
 5. *Diallus lachrymosus*.

## PLATE XIII.

- Fig. 1. *Nemophas Grayii*.  
 2. " *lethalis*.  
 3. *Psaromaia tigrina*.  
 4. *Nemophas leuciscus*.  
 5. " *incensus*.

## PLATE XIV.

- Fig. 1. *Nephelotus licheneus*.  
 2. *Trysimia geminata*.  
 3. *Periaptodes lictor*.  
 4. *Orsidis oppositus*.  
 5. *Cylindrepomus grammicus*.  
 6. *Leprodera equestris*.  
 7. *Gerania Boscii*.

## PLATE XV.

- Fig. 1. *Lalida antennata*.  
 2. *Orcesis phauloides*.  
 3. *Amymoma pulchella*.  
 4. *Xyaste semiusta*.  
 5. *Zotale unicolor*.  
 6. *Daphisia pulchella*.  
 7. *Apophrena filifera*.  
 8. *Entelopes amœna*.  
 9. *Cryllis clytoides*.  
 10. *Ossonis clytomima*.  
 11. *Bacchisa coronata*.

## PLATE XVI.

- Fig. 1. *Chreonoma venusta*.  
 2. *Cyanastus aulicus*.  
 3. *Ochrocesis evanida*.  
 4. *Momisis ægrotæ*.  
 5. *Tephrocoma liria*.  
 6. *Dystus notator*.  
 7. *Chlorisanis viridis*.  
 8. *Scytasis nitida*.  
 9. *Oberea gracillima*.

## PLATE XVII.

- Fig. 1. *Glenea Thomsoni*.  
 2. " *Aspasia*.  
 3. " *Calypso*.  
 4. " *mesoleuca*.  
 5. " *Medea*.  
 6. " *picta*.  
 7. " *Cinna*.  
 8. " *Sospita*.  
 9. " *lachrymosa*.  
 10. " *Vanessa*.

## PLATE XVIII.

- Fig. 1. *Arsysia flavipicta*.  
 2. *Atelais illæsa*.  
 3. *Amblymora instabilis*.  
 4. *Sphingnotus Dunningi*.  
 5. *Orincæme chalybeata*.  
 6. *Rhadia pusio*.  
 7. *Hestima floccosa*.

## PLATE XIX.

- Fig. 1. *Tmesisternus speciosus*.  
 2. " *Schaumii*.  
 3. " *opallescens*.  
 4. " *herbaceus*.  
 5. " *transversus*.  
 6. *Pascoea Idæ*.  
 7. *Elais exarata*.  
 8. *Polyxo lictoria*.

## PLATE XX.

- Fig. 1. *Elydnus amictus*.  
 2. *Zegriades magister*.  
 3. *Examnes longicornis*.  
 4. *Tethionea unicolor*.  
 5. *Salpinia diluta*.  
 6. *Semiopæ festiva*.

## PLATE XXI.

- Fig. 1. *Ephies dilaticornis*.  
 2. *Mesophæa lachrymosa*.  
 3. *Cleomenes vittatus*.  
 4. *Merionceda subulata*, ♂.  
 5. *Eodalis lepidus*.  
 6. *Ocytasia fulvipennis*.  
 7. *Epania discolor*, ♂.  
 8. *Halme cleriformis*.  
 9. *Euchlanis collaris*.

## PLATE XXII.

- Fig. 1. *Psalanta chalybeata*.  
 2. *Nericonia trifasciata*.  
 3. *Polyphida clytoides*.  
 4. *Melegena pubipennis*.  
 5. *Seuthes sericatus*.  
 6. *Demonax strangalioides*.  
 7. " *exilis*.  
 8. " *palliatas*.  
 9. *Xylotrechus regina*.

## PLATE XXIII.

- Fig. 1. *Omotagus Lacordairii*.  
 2. *Osphyron adustus*.  
 3. *Xaurus depsarius*.

## PLATE XXIV.

- Fig. 1. *Dysiatas melas*.  
 2. *Sarmyds antennatus*.  
 3. *Zarax eurypodoides*.









1



3



2



4



4a



6



5



7



9



8



10



11



12



1



2



3



4



5

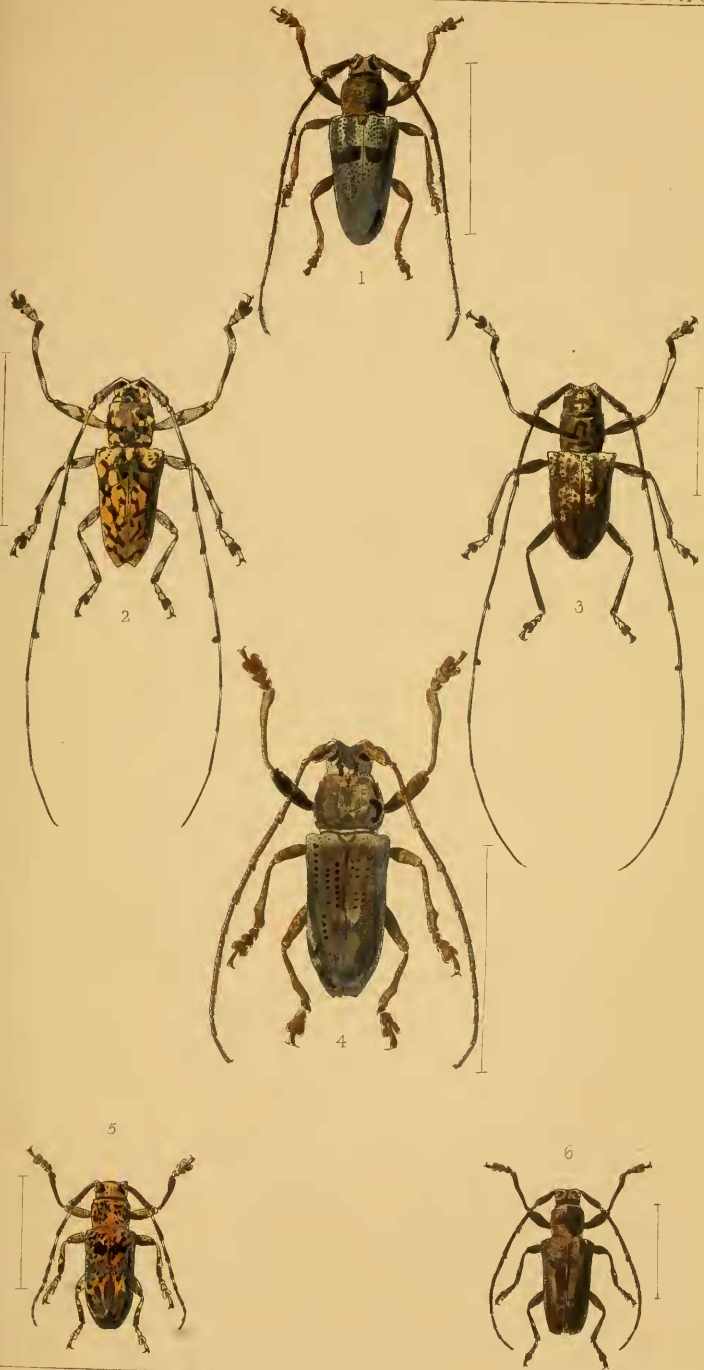



6



7









1



2



3



4



5



6



7



8





1



2




3



4



5



6



7



8



2



7



3



5



1



6



8



4






2



3




1

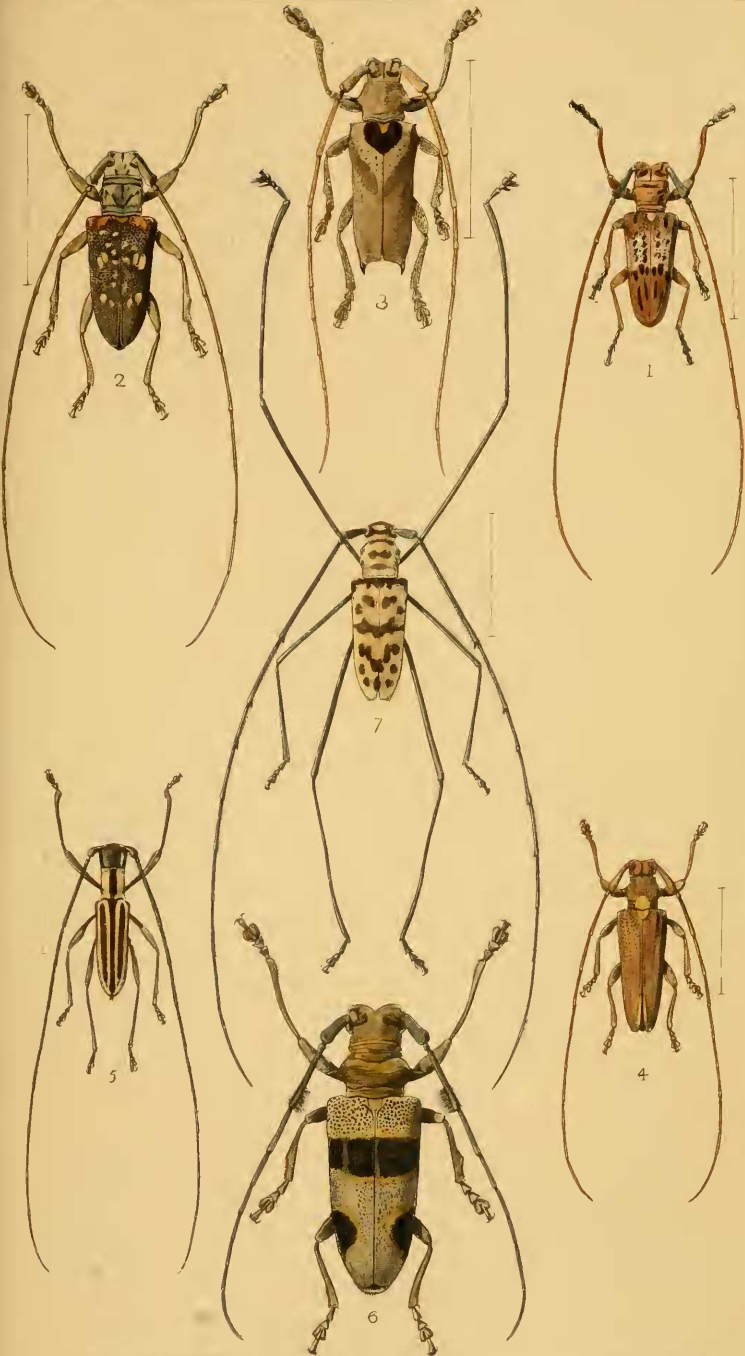



4



5











2



2

